

DEWALT®



PRODUCT CATALOG



PRODUCT CATALOG

2	HISTORY OF DEWALT
4	JOIN THE SALUTE
6	CORDLESS POWER TOOLS & EQUIPMENT
56	CONNECTED PRODUCTS & SOFTWARE
64	CORDED POWER TOOLS & EQUIPMENT
104	POWER TOOL ACCESSORIES & FASTENERS
166	HAND TOOLS, AUTOMOTIVE, & STORAGE
233	PRODUCT SERVICE CENTERS
235	INDEX

DEWALT®

OUR HISTORY OF GUARANTEED TOUGH.®

1900'S

1922

Raymond DeWalt, then superintendent of Seabrook Farms, perfects the first woodworking machine for the purpose of increasing productivity and versatility.



1924

DeWALT Products Company's first plant and offices are located in Leola, Pennsylvania.



1955

Over the next two years, adds 40,000 sq. ft. of manufacturing space to the plant in order to keep up with consumer demand



1994

DeWALT kickstarts a revolutionary system of over 30 new cordless tools, including the most powerful cordless tool at the time, the 14.4 volt cordless drill/driver and 5-3/8" cordless saw. DeWALT cordless system included drill/drivers, screwdrivers, impact drivers, impact wrench, saws, flashlights, and the first combination drill/driver/hammer drill.



1923

First DeWALT tool, a radial arm saw, sold.



1941

The DeWALT firm begins a period of rapid expansion to meet the demands of government orders in connection with national defense and wartime machinery requirements.



1992

DeWALT introduces its first line of portable electric power tools and accessories designed specifically for residential contractors, remodelers, and professional woodworkers.

2000'S

2010

DeWALT introduces the new 12V MAX* system of lithium ion tools designed to incorporate comfort and compact design with the power and industry-leading features contractors need on the jobsite.



2012

DeWALT launches Perform and Protect™ line of products designed to provide a high level of one or more of the following: control, dust containment or low vibration, without sacrificing performance.



2015

DeWALT introduces Tool Connect™, which allows users with Bluetooth®-enabled DeWALT products to connect and track their tools from anywhere with real-time updates from the field.



2017

DeWALT has always delivered GUARANTEED TOUGH® products. That legacy is continued with our upcoming digital solutions. DeWALT Jobsite WiFi is tough enough for the jobsite with simple setup and adaptability for construction.



18
VOLT

2011

DeWALT expands its lithium ion tools offering with the introduction of the new 20V MAX* system. DeWALT also continues to support its 69 million 18V cordless system battery users with new 18V products.



2013

In 2013, DeWALT introduces its cordless 20V MAX* XR® line of Brushless power tools which include brushless motors and high capacity lithium ion batteries.



DeWALT FLEXVOLT


2016

DeWALT launches DeWALT FLEXVOLT®, the world's first battery that automatically changes voltage when the user changes tools, offering both increased power and runtime for the jobsite.



2018

April 2018 marks the 100th anniversary of the Product Service Division of Stanley Black & Decker. Repair, parts, and accessories are available at 64 centers across the United States and 830 authorized service centers.



“ YOU BUY A MACHINE AND
WHAT YOU REALLY GET
IS SATISFACTION,
ENTIRE SATISFACTION.”

- RAYMOND DeWALT



WE SUPPORT OUR HOMETOWNS



DEWALT was founded in America and is still based in America. Each of our US manufacturing facilities produces some of our most popular tools, including grinders, drills, impact drivers, and reciprocating saws. Our outside may be yellow, but our inside: red, white, and blue.



CHERAW, SC



NEW BRITAIN, CT



GREENFIELD, IN



HAMPSTEAD, MD



JACKSON, TN



SHELBYVILLE, KY



CHARLOTTE, NC



CHERAW, SC





Flags of Valor is veteran-run and operated. It provides wounded veterans employment opportunity through crafting wooden American flags for sale worldwide.



Since 2003, Wounded Warrior Project has met the growing needs of warriors, their families, and caregivers - helping them achieve their highest ambition.



WE SALUTE OUR VETERANS

The Join the Salute campaign is an effort to highlight the organizations, both large and small, that honor heroes and support troops. DEWALT shares in the mission of both Flags Of Valor™ and Wounded Warrior Project™ to transition veterans to civilian life and provide opportunities for their future. In tandem with these esteemed veteran-owned and operated organizations, and highlighted by the Join the Salute campaign, DEWALT remains committed to hiring veterans, coordinating employee volunteers, providing tool donations, and making charitable contributions. We invite you to join us in support of veterans.



GET INVOLVED AT
JOINTHESALUTE.COM

CORDLESS POWER TOOLS & EQUIPMENT





With respect to 8V MAX, maximum initial battery voltage (measured without a workload) is 8 volts. Nominal voltage is 7.2.
With respect to 12V MAX, maximum initial battery voltage (measured without a workload) is 12 volts. Nominal voltage is 10.8.
With respect to 20V MAX, maximum initial battery voltage (measured without a workload) is 20 volts. Nominal voltage is 18.
With respect to 40V MAX, maximum initial battery voltage (measured without a workload) is 40 volts. Nominal voltage is 36.
With respect to 60V MAX, maximum initial battery voltage (measured without a workload) is 60 volts. Nominal voltage is 54.

With respect to 120V MAX, maximum initial battery voltage (measured without a workload) is 120 volts. Nominal voltage is 108. 120V MAX* is based on using 2 DEWALT 60V MAX* lithium-ion batteries combined.



POWER OF FREEDOM™



Our DeWALT FLEXVOLT® tools are made to deliver the power needed for tough jobs, while eliminating the hassle of a cord.

DeWALT FLEXVOLT® batteries automatically switch voltage when you change tools. Get maximum runtime with 20V MAX* tools and the power of corded with 60V MAX* and 120V MAX* tools.

60V MAX* FLEXVOLT® SAWS

Brushless Reciprocating Saw

DCS388B



SPECIFICATIONS

Voltage	60V MAX*
Strokes/Min	0-3000 spm
Stroke Length	1-1/8"
Keyless Blade Clamp	Yes
Shoe Type	Pivoting
Tool Weight (Tool only)	7.8 lbs

AVAILABLE

DCS388B	Batteries and Charger Sold Separately
DCS388T1	Also Includes: (1) 20V/60V MAX* FLEXVOLT® Lithium Ion Battery (6.0 Ah), Charger, and Kit Bag
DCS388T2	Also Includes: (2) 20V/60V MAX* FLEXVOLT® Lithium Ion Batteries (6.0 Ah), Charger, and Kit Bag



DCS388T1



DCS388T2

Brushless 7-1/4" Worm Drive-Style Circular Saw

DCS577B



SPECIFICATIONS

Voltage	60V MAX*
No Load Speed	5800 rpm
Blade Diameter	7-1/4"
Bevel Capacity	0°-53°
Bevel Detents	45° and 22.5°
Depth of Cut at 45°	2"
Depth of Cut at 90°	2-7/16"
Tool Connect Tag Ready™	Yes
Tool Weight (Tool only)	10.87 lbs
Includes	Circular Saw Blade and Blade Change Wrench

AVAILABLE

DCS577B	Batteries and Charger Sold Separately
DCS577T1	Also Includes: (1) 20V/60V MAX* FLEXVOLT® Lithium Ion Battery (6.0 Ah), Charger, and Kit Bag
DCS577X1	Also Includes: (1) 20V/60V MAX* FLEXVOLT® Lithium Ion Batteries (9.0 Ah), Charger, and Kit Bag



DCS577T1



DCS577X1

60V MAX* FLEXVOLT® SAWS

Brushless 7-1/4" Circular Saw DCS575B



60V
LITHIUM ION

SPECIFICATIONS	
Voltage	60V MAX*
No Load Speed	5800 rpm
Blade Diameter	7-1/4"
Bevel Capacity	0°-57°
Bevel Detents	45° and 22.5°
Depth of Cut at 45°	2"
Depth of Cut at 90°	2-9/16"
Tool Weight (Tool only)	7.6 lbs
Includes	Circular Saw Blade and Blade Change Wrench

AVAILABLE	
DCS575B	Batteries and Charger Sold Separately
DCS575T1	Also Includes: (1) 20V/60V MAX* FLEXVOLT® Lithium Ion Battery (6.0 Ah), Charger, and Kit Bag
DCS575T2	Also Includes: (2) 20V/60V MAX* FLEXVOLT® Lithium Ion Batteries (6.0 Ah), Charger, and Kit Bag



DCS575T1



DCS575T2

Brushless 12" Double Bevel Compound Sliding Miter Saw DHS790AB



120V
LITHIUM ION

CORDED OR
CORDLESS

SPECIFICATIONS	
Voltage	120V MAX*
Amps (with AC Adapter)	15 A
No Load Speed	3800 rpm
Blade Diameter	12"
Arbor Size	5/8" or 1"
Vertical Capacity	6-3/4"
Nested Crown Capacity	7-1/2"
45° Cross-Cut Capacity	4" x 8"
90° Cross-Cut Capacity	2" x 16" (with back fence)
Tool Weight (Tool only)	56.0 lbs
Cut Line System	XPS LED
Includes	120V AC Adapter, 12" Carbide Blade, Blade Change Wrench, and Dust Bag

AVAILABLE	
DHS790AB	Batteries and Charger Sold Separately
DHS790AT2	Also Includes: (2) 20V/60V MAX* FLEXVOLT® Lithium Ion Batteries (6.0 Ah), and Dual Port Fast Charger



DHS790AT2

Brushless 8-1/4" Table Saw DCS7485B



60V
LITHIUM ION

SPECIFICATIONS	
Voltage	60V MAX*
No Load Speed	5800 rpm
Blade Diameter	8-1/4"
Arbor Size	5/8"
Dust Port Diameter	2-1/2"
Depth of Cut at 45°	1-3/4"
Depth of Cut at 90°	2-1/2"
Max Rip to Right of Blade	24"
Max Rip to Left of Blade	12"
Tool Weight (Tool only)	48.0 lbs
Includes	Carbide Blade, Blade Guard, Riving Knife, Miter Gauge, (2) Blade Change Wrenches, Rip Fence, and Push Stick

AVAILABLE	
DCS7485B	Batteries and Charger Sold Separately
DCS7485T1	Also Includes: (1) 20V/60V MAX* FLEXVOLT® Lithium Ion Battery (6.0 Ah), and Fast Charger



DCS7485T1

Brushless 6-1/2" TrackSaw™ DCS520B



60V
LITHIUM ION

SPECIFICATIONS	
Voltage	60V MAX*
No Load Speed	2500 - 4200 rpm
Blade Diameter	6-1/2"
Bevel Capacity	0°-47°
Depth of Cut at 45°	1-5/8"
Depth of Cut at 90°	2-1/8"
Tool Weight (Tool only)	12.1 lbs
Includes	Circular Saw Blade and Blade Change Wrench

AVAILABLE	
DCS520B	Batteries and Charger Sold Separately
DCS520T1	Also Includes: (1) 20V/60V MAX* FLEXVOLT® Lithium Ion Battery (6.0 Ah), Charger, and TSTAK® Kit Box
DCS520ST1	Also Includes: (1) 20V/60V MAX* FLEXVOLT® Lithium Ion Battery (6.0 Ah), Charger, 59" Track, and TSTAK® Kit Box



DCS520T1



DCS520ST1

TrackSaw™ Blades and Attachments

DWAF16542 DWS5020 DWS5022 DWS5023 DWS5025



DWS5026 DWS5029 DWS5031 DWS5032



AVAILABLE	
DWAF16542	Precision Ground Woodworking Blade for TrackSaw™ System- 42T
DWS5020	46" TrackSaw™ Track
DWS5022	59" TrackSaw™ Track
DWS5023	102" TrackSaw™ Track
DWS5025	TrackSaw™ Track Bag
DWS5026	TrackSaw™ Track Clamps
DWS5029	TrackSaw™ Replacement Zero-Clearance Anti-Splinter Strip
DWS5031	TrackSaw™ Router Adapter
DWS5032	TrackSaw™ Replacement Friction Strip

60V MAX* FLEXVOLT® SAWS

9" Cut-Off Saw

DCS690B



SPECIFICATIONS

Voltage	60V MAX*
Blade Size	9"
No Load Speed	6600 rpm
Arbor Size	7/8"
Depth of Cut	3-1/4"
Rotatable Guard	Yes - 5-Position
Water Connection	Yes with Valve
Electric Brake	Yes
Tool Weight (Tool only)	10.9 lbs
Includes	Abrasive Cutting Wheel and Diamond Cutting Wheel

AVAILABLE

DCS690B	Batteries and Charger Sold Separately
DCS690X2	Also Includes: (2) 20V/60V MAX* FLEXVOLT® Lithium Ion Batteries (9.0 Ah) and Charger



DCS690X2

60V MAX* FLEXVOLT® COMBINATION HAMMERS & DUST EXTRACTION

1-9/16" SDS Max Combination Hammer

DCH481B



SPECIFICATIONS

Voltage	60V MAX*
Impact Energy**	6.1 Joules
No Load Speed	0-540 rpm
Blows/Min	0-3150 bpm
Vibration Measurement	9.4 m/s ²
Vibration Control	Yes, SHOCKS™
Torque Control	Yes, E-Clutch® System and Integral Clutch
Optimal Drilling Range	1/2" - 1-1/8"
Tool Weight (Tool only)	13 lbs
Service Contract	2 Years Free Service
Includes	360° Side Handle

AVAILABLE

DCH481B	Batteries and Charger Sold Separately
DCH481X2	Also Includes: (2) 20V/60V MAX* FLEXVOLT® Lithium Ion Batteries (9.0 Ah), Fast Charger, and Kit Box



DCH481X2

1-7/8" SDS Max Combination Hammer

DCH733B



SPECIFICATIONS

Voltage	60V MAX*
Impact Energy**	13.3 Joules
No Load Speed	177-355 rpm
Blows/Min	1352-2705 bpm
Vibration Measurement	9.0 m/s ²
Vibration Control	Yes, SHOCKS™
Torque Control	Yes, E-Clutch® System and Integral Clutch
Optimal Drilling Range	3/4" - 1-3/4"
Tool Weight (Tool only)	20.0 lbs
Service Contract	2 Years Free Service
Includes	360° Side Handle

AVAILABLE

DCH733B	Batteries and Charger Sold Separately
DCH733X2	Also Includes: (2) 20V/60V MAX* FLEXVOLT® Lithium Ion Batteries (9.0 Ah), Fast Charger, and Kit Box



DCH733X2

Large Hammer Drilling Dust Attachment

DWH050K



SPECIFICATIONS

Compatible Tools	Universal With all Drilling Hammers
Optimal Drilling Diameter	Less than 2"
Optimal Drilling Depth	Unlimited
OSHA Compliance	Table 1 [†]
AIR LOCK™ Compatible	Yes, Integrated
Includes	5/16" Hole Cleaning Tube, 9/16" Hole Cleaning Tube, up to 1-1/2" Hole Drilling Head, 2" Hole Drilling Head, and Dust Extractor Body


Large Hammer Chiseling Dust Extraction

DWH053K



SPECIFICATIONS

Minimum Chisel Length	10"
Maximum Chisel Length	19.5"
Compatible Tools	DEWALT SDS Max, Spline and 3/4" Hex Combination Hammers, DEWALT Chipping Hammers, and DEWALT Demolition Hammers
OSHA Compliance	Table 1 [†]
Includes	Dust Extractor Body, Short Chisel Nozzle, Medium Chisel Nozzle, Long Chisel Nozzle, and (3) Tool Body Adapters



**According to EPTA-Procedure 05/2009
[†]Part of an OSHA Table 1 Compliant system

60V MAX* FLEXVOLT® COMBINATION HAMMERS & DUST EXTRACTION

2" SDS MAX Combination Hammer

DCH773Y2



SPECIFICATIONS

Voltage	60V MAX*
Impact Energy**	19.4 Joules
No Load Speed	145 - 290 RPM
Blows/Min	1,105 - 2,210 BPM
Vibration Measurement	10.0 m/s ²
Vibration Control	Yes, SHOCKS™
Torque Control	Yes, E-Clutch® System and Integral Clutch
Optimal Drilling Range	7/8" - 1-7/8"
Tool Weight (Tool only)	21.0 lbs
Service Contract	2 Years Free Service
Includes	360° Side Handle

AVAILABLE

DCH773Y2	Also Includes: (2) 20V/60V MAX* FLEXVOLT® Lithium Ion Batteries (12.0 Ah), Fast Charger, and Kit Box
----------	--



DCH773Y2

FLEXVOLT® 60V MAX* DUST EXTRACTOR

DCV585B



SPECIFICATIONS

AIR LOCK	Yes
Automatic Filter Cleaning	Yes
HEPA Filter	Yes
OSHA Compliance	Table 1†
CFM	125
Wireless Tool Control	Yes
Tank Capacity	2 Gallon
Tool Weight	17.6 lb
Includes	8' long Anti-Static hose, HEPA Filters, Wireless Tool Control Remote, Fleece Filter Bag

AVAILABLE

DCV585B	Batteries and Charger Sold Separately
DCV585T2	Also Includes: (2) 20V/60V MAX* FLEXVOLT® Lithium Ion



DCV585T2

60V MAX* FLEXVOLT® STUD & JOIST DRILLS

Brushless Stud and Joist Drill with E-Clutch® System

DCD460B



SPECIFICATIONS

Voltage	60V MAX*
Max Power	1540 MWO
Chuck Size	1/2"
Chuck Type	Metal, Keyed
# of Speed Settings	2
No Load Speed	0-300/0-1250 rpm
Self Feed Capacity in Wood	4-5/8"
Hole Saw Capacity in Wood	6-1/4"
Auger Bit Capacity in Wood	1-1/2"
Twist Bit Capacity in Steel	1/2"
Hole Saw Capacity in Steel	5"
Clutch	Mechanical, E-Clutch® System
Tool Weight (Tool only)	10.6 lbs
Includes	2-Position Side Handle, Bail Handle, and Chuck Key

AVAILABLE

DCD460B	Batteries and Charger Sold Separately
DCD460T1	Also Includes: (1) 20V/60V MAX* FLEXVOLT® Lithium Ion Battery (6.0 Ah), Charger, and Kit Bag
DCD460T2	Also Includes: (2) 20V/60V MAX* FLEXVOLT® Lithium Ion Batteries (6.0 Ah), Charger, and Kit Bag



DCD460T1



DCD460T2

Brushless In-Line Stud and Joist Drill with E-Clutch® System

DCD470B



SPECIFICATIONS

Voltage	60V MAX*
Max Power	2600 MWO (3.5 max HP)
Chuck Size	1/2"
Chuck Type	Metal, Keyed
# of Speed Settings	2
No Load Speed	0-400/0-1320 rpm
Self Feed Capacity in Wood	4-5/8"
Hole Saw Capacity in Wood	6-1/4"
Auger Bit Capacity in Wood	2"
Twist Bit Capacity in Steel	1/2"
Diamond dry core bit in Block	6"
Diamond dry core bit in Brick	5"
Clutch	Mechanical, E-Clutch® System
Tool Weight (Tool only)	14.4 lbs
Includes	2-Position Side Handle, and Chuck Key

AVAILABLE

DCD470B	Batteries and Charger Sold Separately
DCD470X1	Also Includes: (1) 20V/60V MAX* FLEXVOLT® Lithium Ion Battery DCB609 (9.0 Ah), DCB115 Charger, and Kit Bag



DCD470X1

60V MAX* FLEXVOLT® MIXERS

Brushless Variable Speed Mixer/ Drill with E-Clutch® System

DCD130B



SPECIFICATIONS

Voltage	60V MAX*
Max Power	1540 MWO
Chuck Size	1/2"
Chuck Type	Metal, Keyed
# of Speed Settings	1
No Load Speed	0-600 rpm
Self Feed Capacity in Wood	4-5/8"
Hole Saw Capacity in Wood	6-1/4"
Mixing runtime, 1 charge Flexvolt DCB606 (6.0Ah) battery	Up to 19 pre-mixed drywall 4.5gal buckets Up to 17 tile mortar 5gal buckets Up to 9 concrete 5gal buckets
Clutch	E-Clutch® System
Tool Weight (Tool only)	6.94 lbs
Includes	3-Position Side Handle, and Chuck Key

AVAILABLE

DCD130B	Batteries and Charger Sold Separately
DCD130T1	Also Includes: (1) 20V/60V MAX* FLEXVOLT® Lithium Ion Battery DCB606 (6.0 Ah), DCB115 Charger, and Kit Bag



DCD130T1

60V MAX* FLEXVOLT® GRINDERS & DUST EXTRACTION

Brushless 4-1/2"- 6" Angle Grinder Kit with Kickback Brake™

DCG414B



SPECIFICATIONS

Voltage	60V MAX*
No Load Speed	9000 rpm
Spindle Lock	Yes
Spindle Thread	5/8"-11
Tool Weight (Tool only)	4.6 lbs
Includes	4-1/2" Type 27 Guard, 6" Type 27 Guard, 2-Position Side Handle, Wrench, and Inner and Outer Flanges

AVAILABLE

DCG414B	Batteries and Charger Sold Separately
DCG414T1	Also Includes: (1) 20V/60V MAX* FLEXVOLT® Lithium Ion Battery (6.0 Ah), Fast Charger, 4-1/2" Type 27 Wheel, and Kit Bag
DCG414T2	Also Includes: (2) 20V/60V MAX* FLEXVOLT® Lithium Ion Batteries (6.0 Ah), Fast Charger, 4-1/2" Type 27 Wheel, and Kit Bag



DCG414T1



DCG414T2

5" / 6" Cutting/Tuckpointing Shroud

DWE46100



SPECIFICATIONS

Max Wheel Diameter	5" / 6"
Hose Port Inner Diameter	35 mm
Hose Port Outer Diameter	42 mm
Tool-Free Shroud Change	No
AirLock™ Compatible	Yes

5" Surface Grinding Dust Shroud

DWE46152



SPECIFICATIONS

Max Wheel Diameter	5"
Hose Port Inner Diameter	35 mm
Hose Port Outer Diameter	42 mm
Tool-Free Shroud Change	No
AirLock™ Compatible	Yes

60V MAX* FLEXVOLT® COMPRESSOR

2.5 Gallon Cordless Air Compressor Kit

DCC2560T1



SPECIFICATIONS

Voltage	60V MAX*
Tank Size	2.5 Gallons
Max PSI	135 PSI Max
SCFM at 90 PSI	1.2 SCFM ^{††}
Pump Type	Direct Drive, Oil-Free
Motor Type	Brushless
Horsepower	0.4 Continuous
Noise Level	79 dB(A) [‡]
Tool Length	14"
Tool Width	12.5"
Tool Height	15.5"
Tool Weight (Tool only)	21.5 lbs
Includes	(1) 20V/60V MAX* FLEXVOLT® Lithium Ion Battery (6.0 Ah), and Fast Charger



OUTDOOR POWER TOOLS

Brushless String Trimmer

DCST970B



SPECIFICATIONS

Voltage	60V MAX*
Cutting Swath	15"
No Load Speed	0-5600 Low/0-6600 rpm High
# of Speed Settings	2
Runtime**	25 min/45 min
Feed Type	Bump Feed
Line Diameter	0.080" / 0.095"
Tool Weight (Tool only)	9.1 lbs
Includes	Auxiliary Handle and Pre-Wound Dual 0.080" Line

AVAILABLE

DCST970B	Batteries and Charger Sold Separately
DCST970X1	Also Includes: (1) 20V/60V MAX* FLEXVOLT® Lithium Ion Battery (9.0 Ah) and Charger



DCST970X1

Brushless Handheld Blower

DCBL770B



SPECIFICATIONS

Voltage	60V MAX*
Air Volume	Up to 423 cfm
Air Speed with Standard Nozzle	Up to 129 mph
Air Speed with Flat Concentrator Nozzle	Up to 175 mph
Runtime**	Up to 15 Minutes
Noise Rating	67 dB(A) [†]
Tool Weight (Tool only)	7.0 lbs
Includes	Standard Nozzle and Flat Concentrator Attachment Nozzle

AVAILABLE

DCBL770B	Batteries and Charger Sold Separately
DCBL770X1	Also Includes: (1) 20V/60V MAX* FLEXVOLT® Lithium Ion Battery (9.0 Ah) and Charger



DCBL770X1

Brushless 16" Chainsaw

DCCS670B



SPECIFICATIONS

Voltage	60V MAX*
Motor Type	Brushless
Chain Pitch	3/8"
Chain Gauge	0.043"
No Load Speed	7500 rpm
Runtime	Up to 70 Cuts (in 6"x6" pressure treated pine wood with DCB609)
Tool Weight (Tool only)	9.0 lbs
Includes	Hard Bar Cover

AVAILABLE

DCCS670B	Batteries and Charger Sold Separately
DCCS670X1	Also Includes: (1) 20V/60V MAX* FLEXVOLT® Lithium Ion Battery (9.0 Ah) and Charger



DCCS670X1

OUTDOOR POWER TOOL ATTACHMENTS

50' Replacement String

DW01DT801



SPECIFICATIONS

Line Diameter	0.080"
Material	Combination of flexible and impact-resistant nylon

225' Replacement String

DW01DT802



SPECIFICATIONS

Line Diameter	0.080"
Material	Combination of flexible and impact-resistant nylon

144' Replacement String

DW01DT915



SPECIFICATIONS

Line Diameter	0.095"
Material	Combination of flexible and impact-resistant nylon

QuickFeed® String Trimmer Replacement Spool Head

DW01DT995



SPECIFICATIONS

Compatible Tools	DCST920 DCST970 DCST990 DCST991
Spool Head Type	Bump Feed
Line Accepted	0.080", 0.095"
Includes	Pre-Wound Dual 0.080" Line

Bump Feed String Trimmer Replacement Spool Head

DW01DT980



SPECIFICATIONS

Compatible Tools	DCST920 DCST970 DCST990 DCST991
Spool Head Type	Bump Feed
Line Accepted	0.080", 0.095"
Includes	Pre-Wound Dual 0.080" Line

**At maximum trigger pull using DCB609 battery
†Tested to ANSI/OPEI B175.2-2012

FLEXVOLT® 20V MAX* POWER TOOLS

Brushless Hammer Drill / Impact Driver Combo Kit
DCK299D1T1



SPECIFICATIONS

Voltage	20V MAX*
Hammer Drill	DCD996
Impact Driver	DCF887
Includes	(1) 20V/60V MAX* FLEXVOLT® Lithium Ion Battery (6.0 Ah), (1) 20V MAX* Lithium Ion Battery (2.0 Ah), Charger, (2) Belt Hooks, 360° Side Handle, and Kit Bag

1-3/4" SDS Plus® D-Handle Rotary Hammer Kit
DCH293X2



SPECIFICATIONS

Voltage	20V MAX*
Impact Energy	3.5 Joules**
No Load Speed	0-1000 rpm
Blows/Min (BPM)	0-4480
Vibration Measurement	7.5 m/s ²
Vibration Control	Yes, SHOCKS®
Torque Control	Yes, E-Clutch® and Integral Clutch
Optimal Drilling Range	1/4" - 7/8"
Tool Weight (Tool only)	6.8 lbs
Includes	(2) 20V/60V MAX* FLEXVOLT® Lithium Ion Batteries (9.0 Ah), Charger, Depth Rod, and Kit Box

20V/60V MAX* FLEXVOLT® BATTERIES & CHARGERS

20V/60V MAX* FLEXVOLT® Lithium Ion Battery (6.0 Ah)

DCB606



SPECIFICATIONS

Voltage	20V/60V MAX*
Amp Hours	6.0 Ah / 2.0 Ah
Also Available	DCB606-2 (2) 20V/60V MAX* FLEXVOLT® Lithium Ion Batteries (6.0 Ah)

20V/60V MAX* FLEXVOLT® Lithium Ion Battery (9.0 Ah)

DCB609



SPECIFICATIONS

Voltage	20V/60V MAX*
Amp Hours	9.0 Ah / 3.0 Ah
Also Available	DCB609-2 (2) 20V/60V MAX* FLEXVOLT® Lithium Ion Batteries (9.0 Ah)

20V/60V MAX* FLEXVOLT® Lithium Ion Battery (12.0 Ah)

DCB612



SPECIFICATIONS

Voltage	20V/60V MAX*
Amp Hours	12.0 Ah / 4.0 Ah

20V/60V MAX* FLEXVOLT® Lithium Ion Battery Kit (9.0 Ah)

DCB118X1



SPECIFICATIONS

Voltage	20V/60V MAX*
Amp Hours	9.0 Ah / 3.0 Ah
Includes	(1) 20V/60V MAX* FLEXVOLT® Lithium Ion Battery (9.0 Ah), and Fast Charger

12V-20V/60V MAX* Charger

DCB115



SPECIFICATIONS

Compatibility	12V MAX*, 20V MAX*, 20V/60V MAX*
Output Current	4 Amps
Wall Mountable	Yes
Handle	No
Tool Connect Tag Ready™	No
USB Outlets	No
Fan Cooled	No

20V MAX* Fast Charger

DCB118



SPECIFICATIONS

Compatibility	12V MAX*, 20V MAX*, 20V/60V MAX*
Output Current	8 Amps
Wall Mountable	Yes
Handle	No
Tool Connect Tag Ready™	No
USB Outlets	No
Fan Cooled	Yes

Simultaneous Four-Port Fast Charger

DCB104



SPECIFICATIONS

Compatibility	12V MAX*, 20V MAX*, 20V/60V MAX*
Output Current	8 Amps per Port (4 ports)
Wall Mountable	Yes
Handle	Yes
Tool Connect Tag Ready™	Yes
TOUGHSYSTEM® Compatible	Yes
USB Outlets	No
Fan Cooled	No

1800 Watt Portable Power Station™ and Simultaneous Charger

DCB1800B



SPECIFICATIONS

Output Voltage	120V MAX*
Charge Rate	2 Amps Per Port (4 Ports)
Compatibility	20V MAX* Lithium Ion Batteries and 20V/60V MAX* FLEXVOLT® Lithium Ion Batteries
Max AC Output	3600 Watts Peak
Rated AC Output	1800 Watts Continuous
TOUGHSYSTEM® Compatible	Yes
Power Source	Extension Cord, and Batteries Sold Separately



8V^{MAX*}
LITHIUM ION



12V^{MAX*}
LITHIUM ION

COMPACT AND LIGHTWEIGHT

8V MAX* TOOLS

Gyroscopic Screwdriver Kit
DCF680N1



8V^{MAX*}
LITHIUM ION

SPECIFICATIONS

Voltage	8V MAX*
Max No Load Speed	0-430 rpm
Drive	1/4" Hex
Handle Positions	2
Motion Activation	Yes
LED	Yes
Tool Weight (Tool only)	1.1 lbs
Includes	(2) 8V MAX* Lithium Ion Batteries (1.0 Ah), Charger, and Kit Bag

Gyroscopic Line Screwdriver Kit
DCF682N1



8V^{MAX*}
LITHIUM ION

SPECIFICATIONS

Voltage	8V MAX*
Max No Load Speed	0-430 rpm
Drive	1/4" Hex
Handle Positions	1
Motion Activation	Yes
LED	Yes
Tool Weight (Tool only)	1.1 lbs
Includes	(1) 8V MAX* Lithium Ion Battery (1.0 Ah) and Charger

Gyroscopic Screwdriver with Conduit Reamer Kit
DCF681N2



8V^{MAX*}
LITHIUM ION

SPECIFICATIONS

Voltage	8V MAX*
Max No Load Speed	0-430 rpm
Drive	1/4" Hex
Handle Positions	1
Motion Activation	Yes
LED	Yes
Tool Weight (Tool only)	1.1 lbs
Includes	(2) 8V MAX* Lithium Ion Batteries (1.0 Ah), Charger, and Kit Bag

LED Work Light
DCL023



8V^{MAX*}
LITHIUM ION

SPECIFICATIONS

Voltage	8V MAX*
Max Output	80 Lumens
Includes	Tool only Battery and Charger Sold Separately

8V MAX* BATTERY AND CHARGER

8V MAX* Lithium Ion Battery
DCB080



8V^{MAX*}
LITHIUM ION

SPECIFICATIONS

Voltage	8V MAX*
Amp Hours	1.0 Ah

8V MAX* Charger
DCB095



8V^{MAX*}
LITHIUM ION

SPECIFICATIONS

Compatibility	8V MAX*
Output Current	1 Amp

12V MAX* POWER TOOLS

3/8" Drill/Driver

DCD710B



SPECIFICATIONS

Voltage	12V MAX*
Max Power	189 UW0
# of Speed Settings	2
No Load Speed	0-400/0-1500 rpm
Chuck Size	3/8"
Chuck Type	Ratcheting
Tool Weight (Tool only)	2.0 lbs
Includes	Belt Hook

AVAILABLE

DCD710B	Batteries and Charger Sold Separately
DCD710S2	Also Includes: (2) 12V MAX* Lithium Ion Batteries (1.5 Ah), Charger, and Kit Bag



DCD710S2

1/4" Screwdriver

DCF610B



SPECIFICATIONS

Voltage	12V MAX*
Drive Size	1/4" Hex
No Load Speed	0-1050 rpm
Clutch Settings	15
LED	Yes
Tool Weight (Tool only)	1.8 lbs
Includes	Belt Hook

AVAILABLE

DCF610B	Batteries and Charger Sold Separately
DCF610S2	Also Includes: (2) 12V MAX* Lithium Ion Batteries (1.5 Ah), Charger, and Kit Bag



DCF610S2

1/4" Impact Driver

DCF815B



SPECIFICATIONS

Voltage	12V MAX*
Drive Size	1/4" Quick Release Hex
No Load Speed	0-2450 rpm
Impacts / Minute	0-3400 ipm
Max Torque	0-950 in-lbs
Max Torque	0-79'-lbs
LED	Yes
Tool Length	6.25"
Tool Weight (Tool only)	1.8 lbs
Includes	Belt Hook

AVAILABLE

DCF815B	Batteries and Charger Sold Separately
DCF815S2	Also Includes: (2) 12V MAX* Lithium Ion Batteries (1.5 Ah), Charger, and Kit Bag



DCF815S2

3/8" Impact Wrench

DCF813B



SPECIFICATIONS

Voltage	12V MAX*
Drive Size	3/8"
Max Torque (Tightening)	96'-lbs
Anvil Type	Hog Ring
No Load Speed	0-2450 rpm
Impacts / Minute	0-3400 ipm
LED	Yes
Tool Length	6.25"
Tool Weight (Tool only)	1.9 lbs

AVAILABLE

DCF813B	Batteries and Charger Sold Separately
DCF813S2	Also Includes: (2) 12V MAX* Lithium Ion Batteries (1.5 Ah), Charger, and Kit Bag



DCF813S2

Pivot Reciprocating Saw

DCS310B



SPECIFICATIONS

Voltage	12V MAX*
Strokes / Min	0-2700 spm
Stroke Length	9/16"
Keyless Blade Clamp	Yes
Shoe Type	Adjustable and Pivoting
Tool Weight (Tool only)	3.1 lbs

AVAILABLE

DCS310B	Batteries and Charger Sold Separately
DCS310S1	Also Includes: (1) 12V MAX* Lithium Ion Battery (1.5 Ah), Charger, (1) General Purpose Reciprocating Saw Blade, and Kit Bag



DCS310S1

12V MAX* BRUSHLESS POWER TOOLS

Brushless Compact Drill/Driver DCD701B



SPECIFICATIONS

Voltage	12V MAX*
Max Power	250 UW0
# of Speed Settings	2
No Load Speed	0-425/0-1500 rpm
Chuck Size	3/8"
Chuck Type	Plastic Ratcheting
Tool Length	6"
Tool Weight (Tool only)	1.9 lbs
Includes	Belt Hook

AVAILABLE

DCD701B	Batteries and Charger Sold Separately
DCD701F2	Also Includes: (2) 12V MAX* Lithium Ion Batteries Charger, and Kit Bag



DCD701F2

1/4" Brushless Screwdriver DCF601B



SPECIFICATIONS

Voltage	12V MAX*
Drive Size	1/4" Quick Release Hex
No Load Speed	0-1100 rpm
Max Power	200 UW0
Clutch Settings	15
LED	Yes - 3
Tool Length	4.8"
Tool Weight (Tool only)	1.5 lbs
Includes	Belt Hook

AVAILABLE

DCF601B	Batteries and Charger Sold Separately
DCF601S2	Also Includes: (2) 12V MAX* Lithium Ion Batteries (2.0 Ah), Charger, and Kit Bag



DCF601S2

1/4" Brushless Impact Driver DCF801B



SPECIFICATIONS

Voltage	12V MAX*
Drive Size	1/4" Quick Release Hex
No Load Speed	0-2850 rpm
Impacts / Minute	0-3600 ipm
Max Torque	0-1450 in-lbs
LED	Yes - 3
Tool Length	5.05"
Tool Weight (Tool only)	1.75 lbs
Includes	Belt Hook

AVAILABLE

DCF801B	Batteries and Charger Sold Separately
DCF801F2	Also Includes: (2) 12V MAX* Lithium Ion Batteries (2.0 Ah), Charger, and Kit Bag



DCF801F2

3/8" Brushless Impact Wrench DCF902B



SPECIFICATIONS

Voltage	12V MAX*
Drive Size	3/8" Square
Anvil Type	Hog Ring
Max Torque (Tightening)	125'-lbs (1500 in-lbs)
Max Torque (Breakaway)	200'-lbs (2400 in-lbs)
No Load Speed	0-2850 rpm
Impacts / Minute	0-3600 ipm
LED	Yes - 3
Tool Length	5.11"
Tool Weight (Tool only)	1.73 lbs

AVAILABLE

DCF902B	Batteries and Charger Sold Separately
DCF902F2	Also Includes: (2) 12V MAX* Lithium Ion Batteries (2.0 Ah), Charger, and Kit Bag



DCF902F2

12V MAX* LIGHT & INSPECTION CAMERAS

LED Magnet Mount Light
DCL510



SPECIFICATIONS	
Voltage	12V MAX*
Max Output	130 Lumens
Includes	Tool only Battery and Charger Sold Separately

17 mm Inspection Camera with Wireless Screen Kit
DCT410S1



SPECIFICATIONS	
Voltage	12V MAX*
Camera Head Diameter	17 mm
Cable Length	3' Waterproof
Screen Size	3.5"
Resolution	320 x 480 dpi
Zoom	3X
Includes	(1) 12V MAX* Lithium Ion Battery (1.5 Ah), Charger, Camera Cable, Hook, and Magnet

9 mm Inspection Camera with Wireless Screen Kit
DCT411S1



SPECIFICATIONS	
Voltage	12V MAX*
Camera Head Diameter	9 mm
Cable Length	3' Waterproof
Screen Size	3.5"
Resolution	320 x 480 dpi
Zoom	3X
Includes	(1) 12V MAX* Lithium Ion Battery (1.5 Ah), Charger, Camera Cable, Hook, Mirror, and Magnet

5.8 mm Inspection Camera with Wireless Screen Kit
DCT412S1



SPECIFICATIONS	
Voltage	12V MAX*
Camera Head Diameter	5.8 mm
Cable Length	3' Waterproof
Screen Size	3.5"
Resolution	320 x 480 dpi
Zoom	3X
Includes	(1) 12V MAX* Lithium Ion Battery (1.5 Ah), Charger, and Camera Cable

12V MAX* LASER LEVELS

Cross Line Red Laser Level
DW088LR



SPECIFICATIONS	
Battery Type	12V MAX* Lithium Ion or AA Batteries
Laser Type / Color	Line / Red
Working Range	165' with Detector
Accuracy	+/- 1/8" at 30'
Laser Class	2
Runtime**	12 hrs
# of Lines	2
Locking Pendulum	Yes
Tool Weight	7.9 lbs
Includes	(4) AA Batteries, Extended Bracket, Starter Pack, Enhancement Plate, Target Card, Glasses, and TSTAK® Case

Cross Line Green Laser Level
DW088LG



SPECIFICATIONS	
Battery Type	12V MAX* Lithium Ion
Laser Type / Color	Line / Green
Working Range	165' with Detector
Accuracy	+/- 1/8" at 30'
Laser Class	2
Runtime**	7 hrs
# of Lines	2
Locking Pendulum	Yes
Tool Weight	8.7 lbs
Includes	(1) 12V MAX* Lithium Ion Battery (2.0 Ah), Charger, Extended Bracket, Starter Pack, Enhancement Plate, Target Card, Glasses, and TSTAK® Case

2 x 360° Red Laser Level
DW0811LR



SPECIFICATIONS	
Battery Type	12V MAX* Lithium Ion or AA Batteries
Laser Type / Color	Line / Red
Working Range	165' with Detector
Accuracy	+/- 1/8" at 30'
Laser Class	2
Runtime**	8 hrs
# of Lines	2
Locking Pendulum	Yes
Tool Weight	8.0 lbs
Includes	(4) AA Batteries, Extended Bracket, Starter Pack, Enhancement Plate, Target Card, Glasses, and TSTAK® Case

2 x 360° Green Laser Level
DW0811LG



SPECIFICATIONS	
Battery Type	12V MAX* Lithium Ion
Laser Type / Color	Line / Green
Working Range	165' with Detector
Accuracy	+/- 1/8" at 30'
Laser Class	2
Runtime**	8 hrs
# of Lines	2
Locking Pendulum	Yes
Tool Weight	8.0 lbs
Includes	(1) 12V MAX Lithium Ion Battery (2.0 Ah), Charger, Extended Bracket, Starter Pack, Enhancement Plate, Target Card, Glasses, and TSTAK® Case

3 x 360° Red Laser Level
DW089LR



SPECIFICATIONS	
Battery Type	12V MAX* Lithium Ion or AA Batteries
Laser Type / Color	Line / Red
Working Range	165' with Detector
Accuracy	+/- 1/8" at 30'
Laser Class	2
Runtime**	3 hrs
# of Lines	2
Locking Pendulum	Yes
Tool Weight	8.0 lbs
Includes	(4) AA Batteries, Extended Bracket, Starter Pack, Enhancement Plate, Target Card, Glasses, and TSTAK® Case

3 x 360° Green Laser Level
DW089LG



SPECIFICATIONS	
Battery Type	12V MAX* Lithium Ion or AA Batteries
Laser Type / Color	Line / Green
Working Range	165' with Detector
Accuracy	+/- 1/8" at 30'
Laser Class	2
Runtime**	3 hrs
# of Lines	2
Locking Pendulum	Yes
Tool Weight	8.0 lbs
Includes	(1) 12V MAX* Lithium Ion Battery (2.0 Ah), Extended Bracket, Starter Pack, Enhancement Plate, Target Card, Glasses, and TSTAK® Case

5 Spot Red Laser Level DW085LR



SPECIFICATIONS

Battery Type	12V MAX* Lithium Ion or AA Batteries
Laser Type / Color	Spot / Red
Working Range	100' without Detector
Accuracy	+/- 1/8" at 50'
Laser Class	2
Runtime**	40 hrs
# of Spots	5
Locking Pendulum	Yes
Tool Weight	8.2 lbs
Includes	(4) AA Batteries, Extended Bracket, Starter Pack, Enhancement Plate, Target Card, Glasses, and TSTAK® Case

2 Spot + Cross Line Red Laser DW0822LR



SPECIFICATIONS

Battery Type	12V MAX* Lithium Ion or AA Batteries
Laser Type / Color	Combination / Red
Working Range	165' with Detector
Accuracy	+/- 1/8" at 30'
Laser Class	2
Runtime**	10 hrs
# of Spots / Lines	2 Spots / 2 Lines
Locking Pendulum	Yes
Tool Weight	6.0 lbs
Includes	(4) AA Batteries, Extended Bracket, Starter Pack, Enhancement Plate, Target Card, Glasses, and TSTAK® Case

5 Spot + Cross Line Red Laser Level DW0825LR



SPECIFICATIONS

Battery Type	12V MAX* Lithium Ion or AA Batteries
Laser Type / Color	Combination / Red
Working Range	165' with Detector
Accuracy	+/- 1/8" at 30'
Laser Class	2
Runtime**	9 hrs
# of Spots / Lines	5 Spots / 2 Lines
Locking Pendulum	Yes
Tool Weight	6.0 lbs
Includes	(4) AA Batteries, Extended Bracket, Starter Pack, Enhancement Plate, Target Card, Glasses, and TSTAK® Case

Cross Line Green Laser Level DW085LG



SPECIFICATIONS

Battery Type	12V MAX* Lithium Ion
Laser Type / Color	Spot / Green
Working Range	150' without Detector
Accuracy	+/- 1/8" at 50'
Laser Class	2
Runtime**	40 hrs
# of Spots	5
Locking Pendulum	Yes
Tool Weight	7.9 lbs
Includes	(1) 12V MAX* Lithium Ion Battery (2.0 Ah), Charger, Extended Bracket, Starter Pack, Enhancement Plate, Target Card, Glasses, and TSTAK® Case

2 Spot + Cross Line Green Laser Level DW0822LG



SPECIFICATIONS

Battery Type	12V MAX* Lithium Ion
Laser Type / Color	Combination / Green
Working Range	165' with Detector
Accuracy	+/- 1/8" at 30'
Laser Class	2
Runtime**	2 hrs
# of Spots / Lines	2 Spots / 2 Lines
Locking Pendulum	Yes
Tool Weight	6.5 lbs
Includes	(1) 12V MAX* Lithium Ion Battery (2.0 Ah), Charger, Extended Bracket, Starter Pack, Enhancement Plate, Target Card, Glasses, and TSTAK® Case

5 Spot + Cross Line Green Laser Level DW0825LG



SPECIFICATIONS

Battery Type	12V MAX* Lithium Ion
Laser Type / Color	Combination / Green
Working Range	165' with Detector
Accuracy	+/- 1/8" at 30'
Laser Class	2
Runtime**	2 hrs
# of Spots / Lines	5 Spots / 2 Lines
Locking Pendulum	Yes
Tool Weight	6.5 lbs
Includes	(1) 12V MAX* Lithium Ion Battery (2.0 Ah), Charger, Extended Bracket, Starter Pack, Enhancement Plate, Target Card, Glasses, and TSTAK® Case

12V MAX* THERMOMETER

Infrared Thermometer Kit DCT414S1



SPECIFICATIONS

Voltage	12V MAX*
Temperature Range	-20° - 932° F
Adjustable Emmissivity	0.01 Increments
Distance: Spot (D:S)	12:1
Alarm Indicators	Audio, LED
Tool Weight (Tool only)	1.1 lbs
Includes	(1) 12V MAX* Lithium Ion Battery (1.5 Ah), Charger, and Kit Box



**All spots or lines in use

12V MAX* RADIOS & SPEAKERS

Jobsite Bluetooth® Speaker

DCR006



SPECIFICATIONS

Voltage	12V MAX*, 20V MAX*, 20V/60V MAX*
Charges Batteries	No
Bluetooth®	Yes
Radio Bands	-

Compact Jobsite Radio

DCR018



SPECIFICATIONS

Voltage	12V MAX*, 18V, 20V MAX*, 20V/60V MAX*
Charges Batteries	No
Bluetooth®	No
Radio Bands	AM/FM

Jobsite Charger Radio

DCR015



SPECIFICATIONS

Voltage	12V MAX*, 20V MAX*
Charges Batteries	Yes
Bluetooth®	No
Radio Bands	AM/FM

Jobsite Bluetooth® Charger Radio

DCR025



SPECIFICATIONS

Voltage	12V MAX*, 20V MAX*, 20V/60V MAX*
Charges Batteries	Yes
Bluetooth®	Yes
Radio Bands	AM/FM

TOUGHSYSTEM® Bluetooth® Radio and Charger

DWST08810



SPECIFICATIONS

Voltage	12V MAX*, 20V MAX*
Charges Batteries	Yes
Bluetooth®	Yes
Radio Bands	AM/FM

TSTAK® Connect Bluetooth® Radio and Charger

DWST17510



SPECIFICATIONS

Voltage	12V MAX*, 20V MAX*, 20V/60V MAX*
Charges Batteries	Yes
Bluetooth®	Yes
Radio Bands	AM/FM

12V MAX* COMBO KITS

4-Tool Combo Kit

DCK413S2



SPECIFICATIONS

Voltage	12V MAX*
Drill/Driver	DCD710
Impact Driver	DCF815
Reciprocating Saw	DCS310
Worklight	DCL510
Includes	(2) 12V MAX* Lithium Ion Batteries (1.5 Ah), Charger, (2) Belt Hooks, Wood Cutting Reciprocating Saw Blade, Metal Cutting Reciprocating Saw Blade, and Kit Bag

4-Tool Combo Kit Drill/Driver / Impact Driver Combo Kit

DCK211S2



SPECIFICATIONS

Voltage	12V MAX*
Drill/Driver	DCD710
Impact Driver	DCF815
Includes	(2) 12V MAX* Lithium Ion Batteries (1.5 Ah), Charger, (2) Belt Hooks, Bit Tip, and Kit Bag

12V MAX* BRUSHLESS COMBO KIT



Brushless 2-Tool Combo Kit

DCK221F2



SPECIFICATIONS

Voltage	12V MAX*
Drill Driver	DCD701
Impact Driver	DCF801
Includes	(2) 12V MAX* Lithium Ion Batteries (2.0 Ah), Charger, and Kit Bag, (2) Belt Hooks

12V MAX* BATTERIES & ACCESSORIES

12V MAX* Lithium Ion Battery

DCB124



SPECIFICATIONS

Voltage	12V MAX*
Amp Hours	3.0 Ah

12V MAX* Lithium Ion Battery

DCB124-2



SPECIFICATIONS

Voltage	12V MAX*
Amp Hours	2.0 Ah
Includes	(2) 12V MAX* Lithium Ion Batteries (3.0 Ah)

12V MAX* Lithium Ion Battery (1.3 Ah)

DCB120



SPECIFICATIONS

Voltage	12V MAX*
Amp Hours	1.3 Ah

USB Power Source

DCB090



SPECIFICATIONS

Voltage	12V MAX*, 20V MAX*, 20V/60V MAX*
USB Ports	2
State of Charge Indicator	Yes
Weight	0.5 lbs

12V MAX* CHARGERS

12V-20V/60V MAX* Dual Port Charger

DCB102



SPECIFICATIONS

Voltage	12V MAX*, 20V MAX*, 20V/60V MAX*
Output Current	4.0 Amps per Port
Wall Mountable	No
Handle	No
Tool Connect Tag Ready™	No
USB Outlets	2
Fan Cooled	No

12V-20V/60V MAX* Vehicle Charger

DCB119



SPECIFICATIONS

Voltage	12V MAX*, 20V MAX*, 20V/60V MAX*
Output Current	2.0 Amps
Wall Mountable	No
Handle	No
Tool Connect Tag Ready™	No
USB Outlets	No
Fan Cooled	No

12V-20V/60V MAX* Charger

DCB115



SPECIFICATIONS

Voltage	12V MAX*, 20V MAX*, 20V/60V MAX*
Output Current	4.0 Amps
Wall Mountable	Yes
Handle	No
Tool Connect Tag Ready™	No
USB Outlets	No
Fan Cooled	No

Simultaneous Four-Port Fast Charger

DCB104



SPECIFICATIONS

Compatibility	12V MAX*, 20V MAX*, 20V/60V MAX*
Output Current	8 Amps per Port (4 ports)
Wall Mountable	Yes
Handle	Yes
Tool Connect Tag Ready™	Yes
TOUGHSYSTEM® Compatible	Yes
USB Outlets	No
Fan Cooled	No

TAKE CHARGE

— WITH —
20V^{MAX*}
 LITHIUM ION™



MAXIMIZE RUNTIME

Get up to **8X RUNTIME**[†] when using DeWALT FLEXVOLT[®] batteries with 20V MAX* tools.



200+ PRODUCTS

Our largest cordless platform continues to expand making 20V MAX* a system you can build on.

TRADE SOLUTIONS

20V MAX* tools are engineered to meet the specific needs of the most demanding trades.

[†] With DCB612 FLEXVOLT[®] battery when used with DEWALT 20V MAX* tools.

20V MAX* HAMMER DRILLS

CORDLESS POWER TOOLS & EQUIPMENT

XR® Brushless Tool Connect™ 3-Speed Hammer Drill

DCD997B



SPECIFICATIONS

Voltage	20V MAX*
Max Power	820 UWO
# of Speed Settings	3
No Load Speed	Hammer: 0-500/0-1500/0-2250 rpm Drill: 0-450/0-1300/0-2000 rpm
Max BPM	0-38,250 bpm
Chuck Size	1/2"
Chuck Type	Metal, Ratcheting
Tool Weight (Tool only)	3.4 lbs
Includes	360° Side Handle and Belt Hook

AVAILABLE

DCD997B	Batteries and Charger Sold Separately
DCD997P2BT	Also Includes: (2) 20V MAX* Tool Connect™ XR® Lithium Ion Batteries (5.0 Ah), Charger, and Kit Box



DCD997P2BT

XR® Brushless 3-Speed Hammer Drill

DCD996B



SPECIFICATIONS

Voltage	20V MAX*
Max Power	820 UWO
# of Speed Settings	3
No Load Speed	Hammer: 0-500/0-1500/0-2250 rpm Drill: 0-450/0-1300/0-2000 rpm
Max BPM	0-38,250 bpm
Chuck Size	1/2"
Chuck Type	Metal, Ratcheting
Tool Weight (Tool only)	3.4 lbs
Includes	360° Side Handle and Belt Hook

AVAILABLE

DCD996B	Batteries and Charger Sold Separately
DCD996P2	Also Includes: (2) 20V MAX* XR® Lithium Ion Batteries (5.0 Ah), Charger, and Kit Box



DCD996P2

3-Speed Compact Hammer Drill

DCD985B



SPECIFICATIONS

Voltage	20V MAX*
Max Power	535 UWO
# of Speed Settings	3
No Load Speed	0-575/0-1350/0-2000 rpm
Max BPM	0-34,000 bpm
Chuck Size	1/2"
Chuck Type	Metal, Ratcheting
Tool Weight (Tool only)	3.9 lbs
Includes	360° Side Handle

AVAILABLE

DCD985B	Batteries and Charger Sold Separately
DCD985M2	Also Includes: (2) 20V MAX* XR® Lithium Ion Batteries (4.0 Ah), Charger, and Kit Box



DCD985M2

XR® Brushless Tool Connect™ Compact Hammer Drill

DCD797B



SPECIFICATIONS

Voltage	20V MAX*
Max Power	460 UWO
# of Speed Settings	2
No Load Speed	0-550/0-2000 rpm
Max BPM	0-9350/0-34,000 bpm
Chuck Size	1/2"
Chuck Type	Metal, Ratcheting
Tool Weight (Tool only)	3.6 lbs
Includes	Belt Hook

AVAILABLE

DCD797B	Batteries and Charger Sold Separately
DCD797D2	Also Includes: (2) 20V MAX* XR® Lithium Ion Batteries (2.0 Ah), Charger, and Kit Box



DCD797D2

XR® Brushless Compact Hammer Drill

DCD796B



SPECIFICATIONS

Voltage	20V MAX*
Max Power	460 UWO
# of Speed Settings	2
No Load Speed	0-550/0-2000 rpm
Max BPM	0-9350/0-34,000 bpm
Chuck Size	1/2"
Chuck Type	Metal, Ratcheting
Tool Weight (Tool only)	3.6 lbs
Includes	Belt Hook

AVAILABLE

DCD796B	Batteries and Charger Sold Separately
DCD796D2	Also Includes: (2) 20V MAX* Lithium Ion Batteries (2.0 Ah), Charger, and Kit Box



DCD796C2

20V MAX* HAMMER DRILLS

Brushless Compact Hammer Drill/Driver

DCD709B



SPECIFICATIONS

Voltage	20V MAX*
Max Power	340
# of Speed Settings	2
No Load Speed	0-450/0-1650 rpm
Max BPM	0-28,050
Chuck Size	1/2"
Chuck Type	Plastic Ratcheting
Tool Length	6.9"
Tool Weight (Tool only)	2.5 lbs
Includes	Belt Hook

AVAILABLE

DCD709B	Batteries and Charger Sold Separately
DCD709C2	Also Includes: (2) 20V MAX* Lithium Ion Batteries, Charger, and Kit Bag



DCD709C2

Brushless Compact Hammer Drill Kit

DCD778L1



SPECIFICATIONS

Voltage	20V MAX*
Max Power	340 UWO
# of Speed Settings	2
No Load Speed	0-500/0-1750 RPM
Max BPM	0-29,750
Chuck Size	1/2"
Chuck Type	Plastic, Ratcheting
Tool Length	8"
Tool Weight (Tool only)	3.6 lbs
Includes	(1) 20V MAX* Lithium Ion Batteries (3.0 Ah), Charger, 360° Side Handle, and Kit Bag

AVAILABLE

DCD778L1	Also Includes: (1) 20V MAX* Lithium Ion Battery (3.0 Ah), Charger, and Kit Bag
DCD778C2	Also Includes: (2) 20V MAX* Lithium Ion Batteries, Charger, and Kit Bag



DCD778C2

Compact Hammer Drill Kit

DCD785C2



SPECIFICATIONS

Voltage	20V MAX*
Max Power	350 UWO
# of Speed Settings	2
No Load Speed	0-600/0-2000 RPM
Max BPM	0-34,000
Chuck Size	1/2"
Chuck Type	Plastic, Ratcheting
Tool Weight (Tool only)	3.5 lbs
Includes	(2) 20V MAX* Lithium Ion Batteries (1.5 Ah), Charger, 360° Side Handle, Belt Hook, and Kit Bag

Brushless Compact Hammer Drill Kit

DCD778L1



SPECIFICATIONS

Voltage	20V MAX*
Max Power	340 UWO
# of Speed Settings	2
No Load Speed	0-500/0-1750 RPM
Max BPM	0-29,750
Chuck Size	1/2"
Chuck Type	Plastic, Ratcheting
Tool Weight (Tool only)	3.6 lbs
Includes	(1) 20V MAX* Lithium Ion Batteries (3.0 Ah), Charger, 360° Side Handle, and Kit Bag



20V MAX* DRILL/DRIVERS

XR® Brushless 3-Speed Drill/Driver DCD991B



SPECIFICATIONS

Voltage	20V MAX*
Max Power	820 UW0
# of Speed Settings	3
No Load Speed	0-450/0-1300/0-2000 rpm
Chuck Size	1/2"
Chuck Type	Metal, Ratcheting
Tool Weight (Tool only)	3.8 lbs
Includes	360° Side Handle and Belt Hook

AVAILABLE

DCD991B	Batteries and Charger Sold Separately
DCD991P2	Also Includes: (2) 20V MAX* XR® Lithium Ion Batteries (5.0 Ah), Charger, and Kit Box



DCD991P2

Brushless Compact Drill/Driver DCD708B



SPECIFICATIONS

Voltage	20V MAX*
Max Power	340 UW0
# of Speed Settings	2
No Load Speed	0-450/0-1650 rpm
Chuck Size	1/2"
Chuck Type	Plastic Ratcheting
Tool Length	6.3"
Tool Weight (Tool only)	2.4 lbs
Includes	Belt Hook

AVAILABLE

DCD708B	Batteries and Charger Sold Separately
DCD708C2	Also Includes: (2) 20V MAX* Lithium Ion Batteries, Charger, and Kit Bag



DCD708C2

XR® Brushless Tool Connect™ Compact Drill/Driver DCD792B



SPECIFICATIONS

Voltage	20V MAX*
Max Power	460 UW0
# of Speed Settings	2
No Load Speed	0-550/0-2000 rpm
Chuck Size	1/2"
Chuck Type	Metal, Ratcheting
Tool Weight (Tool only)	3.4 lbs
Includes	Belt Hook

AVAILABLE

DCD792B	Batteries and Charger Sold Separately
DCD792D2	Also Includes: (2) 20V MAX* Lithium Ion Batteries (2.0 Ah), Charger, and Kit Box



DCD792D2

XR® Brushless Compact Drill/Driver DCD791B



SPECIFICATIONS

Voltage	20V MAX*
Max Power	460 UW0
# of Speed Settings	2
No Load Speed	0-550/0-2000 rpm
Chuck Size	1/2"
Chuck Type	Metal, Ratcheting
Tool Weight (Tool only)	3.4 lbs
Includes	Belt Hook

AVAILABLE

DCD791B	Batteries and Charger Sold Separately
DCD791D2	Also Includes: (2) 20V MAX* Lithium Ion Batteries (2.0 Ah), Charger, and Kit Box



DCD791D2

3-Speed Drill/Driver Kit DCD980M2



SPECIFICATIONS

Voltage	20V MAX*
Max Power	535 UW0
# of Speed Settings	3
No Load Speed	0-575/0-1350/0-2000 rpm
Chuck Size	1/2"
Chuck Type	Metal, Ratcheting
Tool Weight (Tool only)	3.9 lbs
Includes	(2) 20V MAX* XR® Lithium Ion Batteries (4.0 Ah), Charger, 360° Side Handle, and Kit Box

20V MAX* DRILL/DRIVERS

Compact Drill/Driver

DCD780B



SPECIFICATIONS

Voltage	20V MAX*
Max Power	350 UW0
# of Speed Settings	2
No Load Speed	0-600/0-2000 rpm
Chuck Size	1/2"
Chuck Type	Metal, Ratcheting
Tool Weight (Tool only)	3.4 lbs
Includes	Belt Hook

AVAILABLE

DCD780B	Batteries and Charger Sold Separately
DCD780C2	Also Includes: (2) 20V MAX* Lithium Ion Batteries (1.5 Ah), Charger, and Kit Bag



DCD780C2

Brushless Compact Drill/Driver Kit

DCD777C2



SPECIFICATIONS

Voltage	20V MAX*
Max Power	340 UW0
# of Speed Settings	2
No Load Speed	0-500/0-1750 rpm
Chuck Size	1/2"
Chuck Type	Plastic, Ratcheting
Tool Weight (Tool only)	3.5 lbs
Includes	(2) 20V MAX* Lithium Ion Batteries (1.5 Ah), Charger, and Kit Bag

Compact Drill/Driver Kit

DCD771C2



SPECIFICATIONS

Voltage	20V MAX*
Max Power	300 UW0
# of Speed Settings	2
No Load Speed	0-450/0-1500 rpm
Chuck Size	1/2"
Chuck Type	Plastic, Ratcheting
Tool Weight (Tool only)	3.6 lbs
Includes	(2) 20V MAX* Lithium Ion Batteries (1.5 Ah), Charger, and Kit Bag

3/8" Right Angle Drill/Driver

DCD740B



SPECIFICATIONS

Voltage	20V MAX*
Max Power	340 UW0
# of Speed Settings	2
No Load Speed	0-650/0-2000 rpm
Chuck Size	3/8"
Chuck Type	Keyless / Ratcheting
Tool Weight (Tool only)	3.0 lbs
Includes	Belt Hook and 2" Phillips Bit Tip

AVAILABLE

DCD740B	Batteries and Charger Sold Separately
DCD740C1	Also Includes: (1) 20V MAX* Lithium Ion Battery (1.5 Ah), Charger, and Kit Box



DCD740C1

20V MAX* IMPACT DRIVERS

XR® Brushless Tool Connect™ 1/4" Impact Driver

DCF888B



SPECIFICATIONS

Voltage	20V MAX*
Drive Size	1/4"
Drive Type	Quick Release Hex
No Load Speed	0-1000/0-2800/0-3250 rpm
Impacts / Minute	0-3600 ipm
Max Torque	0-240/0-1500/0-1825 in-lbs
Max Torque	0-20/0-125/0-152 ft-lbs
LEDs	Yes, 3
Tool Length	5.3"
Tool Weight (Tool only)	2.0 lbs
Includes	Belt Hook

AVAILABLE

DCF888B	Batteries and Charger Sold Separately
DCF888D2	Also Includes: (2) 20V MAX* Lithium Ion Batteries (2.0 Ah), Charger, and Kit Box
DCF888P2BT	Also Includes: (2) 20V MAX* XR® Tool Connect™ Lithium Ion Batteries (5.0 Ah), Charger, and Kit Box



DCF888D2



DCF888P2BT

XR® Brushless 1/4" 3-Speed Impact Driver

DCF887B



SPECIFICATIONS

Voltage	20V MAX*
Drive Size	1/4"
Drive Type	Quick Release Hex
No Load Speed	0-1000/0-2800/0-3250 rpm
Impacts / Minute	0-3600 ipm
Max Torque	0-240/0-1500/0-1825 in-lbs
Max Torque	0-20/0-125/0-152 ft-lbs
LEDs	Yes, 3
Tool Length	5.3"
Tool Weight (Tool only)	2.0 lbs
Includes	Belt Hook

AVAILABLE

DCF887B	Batteries and Charger Sold Separately
DCF887D2	Also Includes: (2) 20V MAX* Lithium Ion Batteries (2.0 Ah), Charger, and Kit Box
DCF887M2	Also Includes: (2) 20V MAX* XR® Lithium Ion Batteries (4.0 Ah), Charger, and Kit Box



DCF887D2



DCF887M2

20V MAX* IMPACT DRIVERS

CORDLESS POWER TOOLS & EQUIPMENT

1/4" Impact Driver

DCF885B



SPECIFICATIONS

Voltage	20V MAX*
Drive Size	1/4"
Drive Type	Quick Release Hex
No Load Speed	0-2800 rpm
Impacts / Minute	0-3200 ipm
Max Torque	0-1400 in-lbs
Max Torque	0-117 ft-lbs
LEDs	Yes, 3
Tool Length	5.6"
Tool Weight (Tool only)	2.1 lbs
Includes	Belt Hook

AVAILABLE

DCF885B	Batteries and Charger Sold Separately
DCF885C2	Also Includes: (2) 20V MAX* Lithium Ion Batteries (1.5 Ah), Charger, and Kit Bag
DCF885M2	Also Includes: (2) 20V MAX* XR® Lithium Ion Batteries (4.0 Ah), Charger, and Kit Box



DCF885C2



DCF885M2

Brushless 1/4" Impact Driver Kit

DCF809B



SPECIFICATIONS

Voltage	20V MAX*
Drive Size	1/4"
Drive Type	Quick Release Hex
No Load Speed	0-2800 rpm
Impacts / Min	0-3200 ipm
Max Torque	1700 in-lbs
Max Torque	142 ft-lbs
Tool Length	5.1"
LEDs	Yes, 3
Tool Weight (Tool only)	2.1 lbs
Includes	Batteries and chargers sold separately

AVAILABLE

DCF809C2	Also Includes: (2) 20V MAX* Lithium Ion Batteries (1.3Ah), Charger, and Kit Box
DCF809C1	Also Includes: (1) 20V MAX* Lithium Ion Batteries (1.3Ah), Charger, and Kit Box



DCF809C2



DCF809C1

Brushless 1/4" Impact Driver

DCF787



SPECIFICATIONS

Voltage	20V MAX*
Drive Size	1/4"
Drive Type	Quick Release Hex
No Load Speed	0-2800 rpm
Impacts / Min	0-3200 ipm
Max Torque	0-1500 in-lbs
Max Torque	0-125 ft-lbs
Tool Length	5.5"
LEDs	Yes, 3
Tool Weight (Tool only)	2.1 lbs
Includes	(1) 20V MAX* Lithium Ion Battery (1.5 Ah), Charger, Belt Hook, and Kit Bag

AVAILABLE

DCF787C1	Also Includes: (2) 20V MAX* Lithium Ion Batteries (1.3Ah), Charger, and Kit Box
DCF787C2	Also Includes: (1) 20V MAX* Lithium Ion Batteries (1.3Ah), Charger, and Kit Box



DCF787C1

THE XR® ADVANTAGE

BRUSHLESS MOTOR

ADVANCED ELECTRONICS

HIGH CAPACITY LITHIUM ION BATTERIES



20V MAX* IMPACT WRENCHES

XR® Brushless 1/2" High Torque Impact Wrench with Detent Pin Anvil

DCF899B



SPECIFICATIONS

Voltage	20V MAX*
Drive Size	1/2"
Max Torque (Tightening)	700 ft-lbs
Max Breakaway Torque	1200 ft-lbs
Anvil Type	Detent Pin
No Load Speed	0-400/0-1200/0-1900 rpm
Impacts / Minute	0-2400 ipm
LED	Yes
Tool Length	8-13/16"
Tool Weight (Tool only)	5.8 lbs

AVAILABLE

DCF899B	Batteries and Charger Sold Separately
DCF899P2	Also Includes: (2) 20V MAX* XR® Lithium Ion Batteries (5.0 Ah), Charger, and Kit Bag



DCF899P2

XR® Brushless 1/2" High Torque Impact Wrench with Hog Ring Anvil

DCF899HB



SPECIFICATIONS

Voltage	20V MAX*
Drive Size	1/2"
Max Torque (Tightening)	700 ft-lbs
Max Breakaway Torque	1200 ft-lbs
Anvil Type	Hog Ring
No Load Speed	0-400/0-1200/0-1900 rpm
Impacts / Minute	0-2400 ipm
LED	Yes
Tool Length	8-13/16"
Tool Weight (Tool only)	5.8 lbs

AVAILABLE

DCF899HB	Batteries and Charger Sold Separately
DCF899HP2	Also Includes: (2) 20V MAX* XR® Lithium Ion Batteries (5.0 Ah), Charger, and Kit Bag



DCF899HP2

XR® Brushless 3/4" High Torque Impact Wrench with Hog Ring Anvil

DCF897B



SPECIFICATIONS

Voltage	20V MAX*
Drive Size	3/4"
Max Torque (Tightening)	700 ft-lbs
Max Breakaway Torque	1200 ft-lbs
Anvil Type	Hog Ring
No Load Speed	0-400/0-1200/0-1900 rpm
Impacts / Minute	0-2400 ipm
LED	Yes
Tool Length	8-13/16"
Tool Weight (Tool only)	5.8 lbs

AVAILABLE

DCF897B	Batteries and Charger Sold Separately
DCF897P2	Also Includes: (2) 20V MAX* XR® Lithium Ion Batteries (5.0 Ah), Charger, and Kit Bag



DCF897P2

XR® Brushless 7/16" High Torque Impact Wrench with Quick Release Chuck

DCF898B



SPECIFICATIONS

Voltage	20V MAX*
Drive Size	7/16"
Max Torque (Tightening)	700 ft-lbs
Max Breakaway Torque	1200 ft-lbs
Chuck Type	Quick Release
No Load Speed	0-400/0-1200/0-1900 rpm
Impacts / Minute	0-2400 ipm
LED	Yes
Tool Length	8-13/16"
Tool Weight (Tool only)	5.8 lbs

AVAILABLE

DCF898B	Batteries and Charger Sold Separately
DCF898P2	Also Includes: (2) 20V MAX* XR® Lithium Ion Batteries (5.0 Ah), Charger, and Kit Bag



DCF898P2

XR® Brushless 1/2" Mid-Range Impact Wrench with Detent Pin Anvil

DCF894B



SPECIFICATIONS

Voltage	20V MAX*
Drive Size	1/2"
Max Torque (Tightening)	330 ft-lbs
Max Breakaway Torque	600 ft-lbs
Anvil Type	Detent Pin
No Load Speed	0-900/0-2000 rpm
Impacts / Minute	0-3100 ipm
LED	Yes
Tool Length	7"
Tool Weight (Tool only)	3.5 lbs
Includes	Belt Hook

AVAILABLE

DCF894B	Batteries and Charger Sold Separately
DCF894P2	Also Includes: (2) 20V MAX* XR® Lithium Ion Batteries (5.0 Ah), Charger, and Kit Bag



DCF894P2

20V MAX* IMPACT WRENCHES

XR® Brushless 1/2" Mid-Range Impact Wrench with Hog Ring Anvil

DCF894HB



SPECIFICATIONS	
Voltage	20V MAX*
Drive Size	1/2"
Max Torque (Tightening)	330 ft-lbs
Max Breakaway Torque	600 ft-lbs
Anvil Type	Hog Ring
No Load Speed	0-900/0-2000 rpm
Impacts / Minute	0-3100 ipm
Tool Length	7"
LED	Yes
Tool Weight (Tool only)	3.5 lbs
Includes	Belt Hook

AVAILABLE	
DCF894HB	Batteries and Charger Sold Separately
DCF894HP2	Also Includes: (2) 20V MAX* XR® Lithium Ion Batteries (5.0 Ah), Charger, and Kit Bag



DCF894HP2

XR® Brushless 3/8" Compact Impact Wrench

DCF890B



SPECIFICATIONS	
Voltage	20V MAX*
Drive Size	3/8"
Max Torque (Tightening)	150 ft-lbs
Anvil Type	Hog Ring
No Load Speed	0-2800 rpm
Impacts / Minute	0-3200 ipm
LED	Yes
Tool Length	5.5"
Tool Weight (Tool only)	2.0 lbs
Includes	Belt Hook

AVAILABLE	
DCF890B	Batteries and Charger Sold Separately
DCF890M2	Also Includes: (2) 20V MAX* XR® Lithium Ion Batteries (4.0 Ah), Charger, and Kit Bag



DCF890M2

1/2" Impact Wrench with Detent Pin Anvil

DCF889B



SPECIFICATIONS	
Voltage	20V MAX*
Drive Size	1/2"
Max Torque (Tightening)	400 ft-lbs
Anvil Type	Detent Pin
No Load Speed	0-1500 rpm
Impacts / Minute	0-2300 ipm
LED	Yes
Tool Length	10-3/4"
Tool Weight (Tool only)	5.3 lbs

AVAILABLE	
DCF889B	Batteries and Charger Sold Separately
DCF889M2	Also Includes: (2) 20V MAX* XR® Lithium Ion Batteries (4.0 Ah), Charger, and Kit Bag



DCF889M2

1/2" Impact Wrench with Hog Ring Anvil

DCF889HB



SPECIFICATIONS	
Voltage	20V MAX*
Drive Size	1/2"
Max Torque (Tightening)	400 ft-lbs
Anvil Type	Hog Ring
No Load Speed	0-1500 rpm
Impacts / Minute	0-2300 ipm
LED	Yes
Tool Length	10-3/4"
Tool Weight (Tool only)	5.3 lbs

AVAILABLE	
DCF889HB	Batteries and Charger Sold Separately
DCF889HM2	Also Includes: (2) 20V MAX* XR® Lithium Ion Batteries (4.0 Ah), Charger, and Kit Bag



DCF889HM2

XR® Brushless Tool Connect™ 1/2" Mid-Range Impact Wrench with Detent Pin Anvil

DCF896B



SPECIFICATIONS	
Voltage	20V MAX*
Drive Size	1/2"
Max Torque (Tightening)	330 ft-lbs
Max Breakaway Torque	600 ft-lbs
Anvil Type	Detent Pin
No Load Speed	0-2000 rpm
Impacts / Minute	0-3100 ipm
LED	Yes
Tool Length	7"
Tool Weight (Tool only)	3.5 lbs
Includes	Belt Hook

AVAILABLE	
DCF896B	Batteries and Charger Sold Separately
DCF896P2	Also Includes: (2) 20V MAX* XR® Lithium Ion Batteries (5.0 Ah), Charger, and Kit Bag



DCF896P2

20V MAX* IMPACT WRENCHES

XR® Tool Connect™ 1/2" Mid-Range Impact Wrench with Hog Ring Anvil

DCF896HB



SPECIFICATIONS

Voltage	20V MAX*
Drive Size	1/2"
Max Torque (Tightening)	330 ft.-lbs
Max Breakaway Torque	600 ft.-lbs
Anvil Type	Hog Ring
No Load Speed	0-2000 rpm
Impacts / Minute	0-3100 ipm
Tool Length	7"
LED	Yes
Tool Weight (Tool only)	3.5 lbs
Includes	Belt Hook

AVAILABLE

DCF896HB	Batteries and Charger Sold Separately
----------	---------------------------------------

1/2" Compact Impact Wrench

DCF880B



SPECIFICATIONS

Voltage	20V MAX*
Drive Size	1/2"
Max Torque (Tightening)	150 ft.-lbs
Anvil Type	Detent Pin
No Load Speed	0-2300 rpm
Impacts / Minute	0-2700 ipm
LED	Yes
Tool Length	5-3/4"
Tool Weight (Tool only)	2.2 lbs

AVAILABLE

DCF880B	Batteries and Charger Sold Separately
DCF880M2	Also Includes: (2) 20V MAX* XR® Lithium Ion Batteries (4.0 Ah), Charger, and Kit Box



DCF880M2

3/8" Compact Impact Wrench

DCF883B



SPECIFICATIONS

Voltage	20V MAX*
Drive Size	3/8"
Max Torque (Tightening)	130 ft.-lbs
Anvil Type	Hog Ring
No Load Speed	0-2300 rpm
Impacts / Minute	0-2700 ipm
LED	Yes
Tool Length	5-3/4"
Tool Weight (Tool only)	2.2 lbs

AVAILABLE

DCF883B	Batteries and Charger Sold Separately
DCF883M2	Also Includes: (2) 20V MAX* XR® Lithium Ion Batteries (4.0 Ah), Charger, and Kit Box



DCF883M2

20V MAX* SCREWGUNS & ATTACHMENT

XR® Brushless Drywall Screwgun

DCF620B



SPECIFICATIONS

Voltage	20V MAX*
Drive Size	1/4"
Drive Type	Hex
No Load Speed	0-4400 rpm
Nose Cone	Depth Sensitive
Tool Length	8-3/4"
Tool Weight (Tool only)	2.5 lbs
Includes	Belt Hook

AVAILABLE

DCF620B	Batteries and Charger Sold Separately
DCF620D2	Also Includes: (2) 20V MAX* Lithium Ion Batteries (2.0 Ah), Charger, and Kit Bag
DCF620M2	Also Includes: (2) 20V MAX* XR® Lithium Ion Batteries (4.0 Ah), Charger, and Kit Bag



DCF620D2



DCF620M2

XR® Brushless VERSA-CLUTCH™ Adjustable Torque Screwgun

DCF622B



SPECIFICATIONS

Voltage	20V MAX*
Drive Size	1/4"
Drive Type	Quick Release Hex Shank
No Load Speed	0-2000 rpm
Nose Cone	VERSA-CLUTCH™ System
Tool Length	9-1/4"
Tool Weight (Tool only)	2.8 lbs
Includes	Belt Hook

AVAILABLE

DCF622B	Batteries and Charger Sold Separately
DCF622M2	Also Includes: (2) 20V MAX* XR® Lithium Ion Batteries (4.0 Ah), Charger, and Kit Bag



DCF622M2

20V MAX* IMPACT WRENCHES, SCREWGUNS & ATTACHMENT

20V MAX* SCREWGUNS & ATTACHMENT

**Cordless Drywall Screwgun
Collated Magazine Attachment**
DCF6201



SPECIFICATIONS	
For Use With	DCF620 DCF622
Includes	(2) 6" Phillips Bits
Screw length capacity	1"-2"



COMPLETELY CORDLESS

FROM START TO FINISH™



20V MAX* FINISH NAILERS

XR® Brushless 18 GA Brad Nailer
DCN680B



SPECIFICATIONS	
Voltage	20V MAX*
Fastener Type	18 GA Brad Nails
Fastener Length	5/8" - 2-1/8"
Magazine Angle	Straight
Magazine Capacity	110 Nails
Magazine Loading	Side Load
Operating Modes	Sequential, Bump
Depth Setting	Tool-Free
Jam Clearing	Tool-Free
Tool Weight (Tool only)	5.3 lbs

AVAILABLE

DCN680B	Batteries and Charger Sold Separately
DCN680D1	Also Includes: (1) 20V MAX* Lithium Ion Battery (2.0 Ah), Charger, and Kit Bag



DCN680D1

XR® Brushless 18 GA Narrow Crown Stapler
DCN681B



SPECIFICATIONS	
Voltage	20V MAX*
Fastener Type	18 GA Narrow Crown Staples
Fastener Length	1/2" - 1-1/2"
Crown Width	1/4"
Magazine Angle	Straight
Magazine Capacity	100 Staples
Magazine Loading	Bottom Load
Operating Modes	Sequential, Bump
Depth Setting	Tool-Free
Jam Clearing	Tool-Free
Tool Weight (Tool only)	5.7 lbs

AVAILABLE

DCN681B	Batteries and Charger Sold Separately
DCN681D1	Also Includes: (1) 20V MAX* Lithium Ion Battery (2.0 Ah), Charger, and Kit Bag



DCN681D1

XR® Brushless 16 GA Angled Finish Nailer
DCN660B



SPECIFICATIONS	
Voltage	20V MAX*
Fastener Type	16 GA Angled Finish Nails
Fastener Length	1-1/4" - 2-1/2"
Magazine Angle	20°
Magazine Capacity	110 Nails
Magazine Loading	Rear Load
Operating Modes	Sequential, Bump
Depth Setting	Tool-Free
Jam Clearing	Tool-Free
Tool Weight (Tool only)	5.2 lbs

AVAILABLE

DCN660B	Batteries and Charger Sold Separately
DCN660D1	Also Includes: (1) 20V MAX* Lithium Ion Battery (2.0 Ah), Charger, and Kit Bag



DCN660D1

20V MAX* FINISH NAILERS

XR® Brushless 15 GA "DA" Style Angled Finish Nailer

DCN650B



SPECIFICATIONS

Voltage	20V MAX*
Fastener Type	15 GA "DA" Style Angled Finish Nails
Fastener Length	1-1/4" - 2-1/2"
Magazine Angle	34°
Magazine Loading	Rear Load
Operating Modes	Sequential, Bump
Depth Setting	Tool-Free
Jam Clearing	Tool-Free
Tool Weight (Tool only)	5.8 lbs

AVAILABLE

DCN650B	Batteries and Charger Sold Separately
DCN650D1	Also Includes: (1) 20V MAX* Lithium Ion Battery (2.0 Ah), Charger, and Kit Bag



DCN650D1

XR® Brushless 16 GA Straight Finish Nailer

DCN662B



SPECIFICATIONS

Voltage	20V MAX*
Fastener Type	16 GA Straight Finish Nails
Fastener Length	1-1/4" - 2-1/2"
Magazine Angle	Straight
Magazine Capacity	110 Nails
Magazine Loading	Rear Load
Operating Modes	Sequential, Bump
Depth Setting	Tool-Free
Jam Clearing	Tool-Free
Tool Weight (Tool only)	5.6 lbs

AVAILABLE

DCN662B	Batteries and Charger Sold Separately
DCN662D1	Also Includes: (1) 20V MAX* Lithium Ion Battery (2.0 Ah), Charger, and Kit Bag



DCN662D1

20V MAX* Cordless Cable Stapler

DCN701B



SPECIFICATIONS

Voltage	20V MAX*
Fastener Type	DRS18100 Insulated Cable Staples
Fastener Length	1"
Magazine Angle	Straight
Magazine Capacity	34
Magazine Loading	Bottom Load
Operating Modes	Sequential
Depth Setting	Auto-Adjust
Jam Clearing	Tool Free
LED	Yes
Cable Alignment Guide	Yes
Tool Weight (Tool only)	4.8 lbs

AVAILABLE

DCN701B	Batteries and Charger Sold Separately
DCN701D1	Also Includes: (1) 20V MAX* Lithium Ion Battery (2.0 Ah), Charger, and Kit Bag



DCN701D1

20V MAX* FLOORING STAPLER

XR® Brushless 18 GA Flooring Stapler

DCN682B



SPECIFICATIONS

Voltage	20V MAX*
Fastener Type	18 GA Narrow Crown Staples
Fastener Length	1/2" - 1-1/2"
Crown Width	1/4"
Magazine Angle	Straight
Magazine Capacity	100 Staples
Magazine Loading	Bottom Load
Operating Modes	Sequential, Rapid Sequential
Depth Setting	Tool-Free
Jam Clearing	Tool-Free
Tool Weight (Tool only)	6.2 lbs

AVAILABLE

DCN682B	Batteries and Charger Sold Separately
DCN682M1	Also Includes: (1) 20V MAX* XR® Lithium Ion Battery (4.0 Ah), Charger, and Kit Bag



DCN682M1

20V MAX* FRAMING NAILERS

20V MAX* 21° Plastic Collated Cordless Framing Nailer DCN21PLB



SPECIFICATIONS

Voltage	20V MAX*
Fastener Type	21° Plastic Framing Nails
Fastener Length	2" - 3-1/4"
Shank Diameter	0.113" - 0.148"
Magazine Angle	21°
Magazine Capacity	49 Nails
Magazine Loading	Top Load
Operating Modes	Sequential, Bump
Depth Setting	Tool-Free
Tool Weight (Tool only)	8.5 lbs

AVAILABLE

DCN21PLB	Batteries and Charger Sold Separately
DCN21PLM1	Also Includes: (1) 20V MAX* XR® Lithium Ion Battery (4.0 Ah), Charger, and Kit Box



DCN21PLM1

20V MAX* Cordless 30 Degree Paper Collated Framing Nailer DCN692B



SPECIFICATIONS

Voltage	20V MAX*
Fastener Type	30-34° Paper Tape Framing Nails
Fastener Length	2" - 3-1/2"
Shank Diameter	0.113" - 0.131"
Magazine Angle	33°
Magazine Capacity	55 Nails
Magazine Loading	Rear Load
Operating Modes	Sequential, Bump
Depth Setting	Tool-Free
Tool Weight (Tool only)	8.0 lbs

AVAILABLE

DCN692B	Batteries and Charger Sold Separately
DCN692M1	Also Includes: (1) 20V MAX* XR® Lithium Ion Battery (4.0 Ah), Charger, and Kit Bag



DCN692M1

20V MAX* XR® Cordless Metal Connecting Nailer DCN693B



SPECIFICATIONS

Voltage	20V MAX*
Fastener Type	30-35° Paper Tape Metal Connector Nails
Fastener Length	1-1/2" - 2-1/2"
Shank Diameter	0.131" - 0.162"
Magazine Angle	33°
Magazine Capacity	29 Nails
Magazine Loading	Rear Load
Operating Modes	Sequential, Rapid Sequential
Depth Setting	Tool-Free
Tool Weight (Tool only)	8.0 lbs

AVAILABLE

DCN693B	Batteries and Charger Sold Separately
DCN693M1	Also Includes: (1) 20V MAX* XR® Lithium Ion Battery (4.0 Ah), Charger, and Kit Box



DCN693M1



20V MAX* RECIPROCATING SAWS

XR® Brushless Compact Reciprocating Saw

DCS367B



SPECIFICATIONS

Voltage	20V MAX*
Strokes / Min	0-2900 spm
Stroke Length	1-1/8"
Keyless Blade Clamp	Yes, 4-Position
Shoe Type	Pivoting
Tool Weight (Tool only)	5.0 lbs

AVAILABLE

DCS367B	Batteries and Charger Sold Separately
DCS367D1	Also Includes: (1) 20V MAX* Lithium Ion Battery (2.0 Ah), Charger, and Kit Bag
DCS367P1	Also Includes: (1) 20V MAX* XR® Lithium Ion Battery (5.0 Ah), Charger, and Kit Bag



DCS367D1



DCS367P1

Compact Reciprocating Saw

DCS387B



SPECIFICATIONS

Voltage	20V MAX*
Strokes / Min	0-2900 spm
Stroke Length	1-1/8"
Keyless Blade Clamp	Yes, 4-Position
Shoe Type	Pivoting
Tool Weight (Tool only)	5.0 lbs

AVAILABLE

DCS387B	Batteries and Charger Sold Separately
DCS387D1	Also Includes: (1) 20V MAX* Lithium Ion Battery (2.0 Ah), Charger, and Kit Bag
DCS387P1	Also Includes: (1) 20V MAX* XR® Lithium Ion Battery (5.0 Ah), Charger, and Kit Bag



DCS387D1



DCS387P1

Reciprocating Saw

DCS380B



SPECIFICATIONS

Voltage	20V MAX*
Strokes / Min	0-3000 spm
Stroke Length	1-1/8"
Keyless Blade Clamp	Yes, 4-Position
Shoe Type	Adjustable, Pivoting
Tool Weight (Tool only)	6.0 lbs

AVAILABLE

DCS380B	Batteries and Charger Sold Separately
DCS380P1	Also Includes: (1) 20V MAX* XR® Lithium Ion Battery (5.0 Ah), Charger, and Kit Box



DCS380P1

20V MAX* OSCILLATING & CUT-OUT TOOLS

XR® Brushless Oscillating Multi-Tool

DCS355B



SPECIFICATIONS

Voltage	20V MAX*
Oscillations Per Minute	0-20,000 opm
Oscillation Angle	1.6°
Variable Speed	Yes, Trigger
Accessory Change	Tool-Free
LED	Yes
Tool Length	11-1/5"
Tool Weight (Tool only)	3.2 lbs
Includes	(1) Wood with Nails Blade, (1) Fast-Cut Wood Blade, and (1) Universal Accessory Adapter

AVAILABLE

DCS355B	Batteries and Charger Sold Separately
DCS355D1	Also Includes: (1) 20V MAX* Lithium Ion Battery (2.0 Ah), Charger, Oscillating Tool Guide System, (1) Sanding Pad, (25) Sheets of Sand Paper, Accessory Storage Box, and Kit Bag



DCS355D1

Cut-Out Tool

DCS551B



SPECIFICATIONS

Voltage	20V MAX*
No Load Speed	26,000 rpm
Collet Size	1/4", 1/8"
Tool Weight (Tool only)	2.2 lbs
Includes	(1) General Purpose Bit, (1) Drywall Cutting Bit, 1/4" Collet, 1/8" Collet

AVAILABLE

DCS551B	Batteries and Charger Sold Separately
DCS551D2	Also Includes: (2) 20V MAX* Lithium Ion Batteries (2.0 Ah), Charger, and Kit Bag



DCS551D2

20V MAX* SAWS

7-1/4" Single Bevel Sliding Miter Saw

DCS361B



SPECIFICATIONS	
Voltage	20V MAX*
No Load Speed	3750 rpm
Blade Diameter	7-1/4"
Arbor Size	5/8"
Vertical Capacity	3-1/2"
Nested Crown Capacity	3-5/8"
90° Cross Cut Capacity	2" x 8"
45° Cross Cut Capacity	2" x 5-1/2"
Cut Line System	XPS LED
Tool Weight (Tool only)	30.0 lbs
Includes	Miter Saw Blade, Blade Change Wrench, Dust Bag, and Material Clamp

AVAILABLE	
DCS361B	Batteries and Charger Sold Separately
DCS361M1	Also Includes: (1) 20V MAX* XR® Lithium Ion Battery (4.0 Ah), and Charger



DCS361M1

XR® Brushless 7-1/4" Circular Saw

DCS570B



SPECIFICATIONS	
Voltage	20V MAX*
No Load Speed	5500 rpm
Blade Diameter	7-1/4"
Bevel Capacity	0-57°
Depth of Cut at 45°	2"
Depth of Cut at 90°	2-9/16"
Tool Weight (Tool only)	7.6 lbs
Includes	Circular Saw Blade and Blade Change Wrench

AVAILABLE	
DCS570B	Batteries and Charger Sold Separately
DCS570P1	Also Includes: (1) 20V MAX* XR® Lithium Ion Battery (5.0 Ah), Charger, and Kit Bag



DCS570P1

6-1/2" Circular Saw

DCS391B



SPECIFICATIONS	
Voltage	20V MAX*
No Load Speed	5250 rpm
Blade Diameter	6-1/2"
Bevel Capacity	0-50°
Depth of Cut at 45°	1-5/8"
Depth of Cut at 90°	2-1/4"
Tool Weight (Tool only)	7.0 lbs
Includes	Circular Saw Blade and Blade Change Wrench

AVAILABLE	
DCS391B	Batteries and Charger Sold Separately
DCS391P1	Also Includes: (1) 20V MAX* XR® Lithium Ion Battery (5.0 Ah), Charger, and Kit Box



DCS391P1

Jig Saw

DCS331B



SPECIFICATIONS	
Voltage	20V MAX*
Strokes / Min	0-3000 spm
Stroke Length	1"
Variable Speed	Yes, Trigger
Keyless Blade Change	Yes
Keyless Bevel Adjustment	Yes
Bevel Capacity	45°
Dust Blower	Yes
Orbital	Yes, 4-Position
Blade Type	T-Shank
Tool Weight (Tool Only)	6.8 lbs
Includes	Jig Saw Blade

AVAILABLE	
DCS331B	Batteries and Charger Sold Separately
DCS331M1	Also Includes: (1) 20V MAX* XR® Lithium Ion Battery (4.0 Ah), Charger, and Kit Box



DCS331M1

XR® Brushless Jig Saw

DCS334B



SPECIFICATIONS	
Voltage	20V MAX*
Strokes / Min	0-3200 spm
Stroke Length	1"
Variable Speed	Dial & VS Trigger
Keyless Blade Change	Yes
Keyless Bevel Adjustment	Yes
Bevel Capacity	45°
Dust Blower	Built in
Orbital	Yes, 4-Position
Blade Type	T-Shank
Tool Weight (Tool Only)	4.6 lbs
Includes	Jig Saw Blade

AVAILABLE	
DCS334B	Batteries and Charger Sold Separately
DCS334P1	Also Includes: (1) 20V MAX* XR® Lithium Ion Battery (5.0 Ah), Charger, and Kit Bag



DCS334P1

20V MAX* JIG SAW

XR® Brushless Jig Saw

DCS335B



SPECIFICATIONS

Voltage	20V MAX*
Strokes / Min	0-3200 spm
Stroke Length	1"
Variable Speed	Yes (Dial)
Keyless Blade Change	Yes
Keyless Bevel Adjustment	Yes
Bevel Capacity	45°
Dust Blower	Built in
Orbital	Yes, 4-Position
Blade Type	T-Shank
Tool Weight (Tool Only)	4.6 lbs
Includes	Jig Saw Blade

AVAILABLE

DCS335B	Batteries and Charger Sold Separately
---------	---------------------------------------

20V MAX* ROUTER

XR® Brushless Compact Router

DCW600B



SPECIFICATIONS

Voltage	20V MAX*
No Load Speed	16,000 - 25,500 rpm
Collet Diameter	1/4"
Height Adjustment	Micro-Fine Ring
Lights	Dual LED
Base Dimension	4"
Spindle Lock	Yes - 12 Positions
Tool Weight	3.4 lbs
Includes	Wrench Batteries and Charger Sold Separately

20V MAX* PLANER

XR® Brushless Hand Planer

DCP580B



SPECIFICATIONS

Voltage	20V MAX*
No Load Speed	15,000 rpm
Depth of Cut	5/65"
Planing Width	3-1/4"
Tool Weight (Tool only)	5.5 lbs
Includes	(2) Reversible Carbide Blades, Rabbeting Fence, and Blade Change Wrench Batteries and Charger Sold Separately

20V MAX* SANDER

XR® Brushless 5" Random Orbital Sander

DCW210B



SPECIFICATIONS

Voltage	20V MAX*
Orbits / Min	8,000 - 12,000 OPM
Orbit Diameter	3/32"
Variable Speed	yes
Pad type	8 Hole Hook & Loop
Dust-Sealed Switch	yes
Pad Brake	Yes
Tool Weight (Tool Only)	1.9 lbs
Includes	Dust Bag

AVAILABLE

DCW210B	Batteries and Charger Sold Separately
DCW210D1	Also Includes: (1) 20V MAX* XR® Lithium Ion Battery (2.0 Ah), Charger, and Kit Bag
DCW210P1	Also Includes: (1) 20V MAX* XR® Lithium Ion Battery (5.0 Ah), Charger, and Kit Bag

20V MAX* SDS PLUS® ROTARY HAMMERS

XR® Brushless SDS Plus® 1" D-Handle Rotary Hammer

DCH133B



SPECIFICATIONS

Voltage	20V MAX*
Impact Energy**	2.6 Joules
No Load Speed	0-1500 rpm
Blows / Minute	1-5500 bpm
Vibration Control	No
Torque Control	Yes, Integral Clutch
Optimal Drilling Range	5/32" - 5/8"
Tool Weight (Tool only)	5.0 lbs
Includes	360° Side Handle with Depth Rod

AVAILABLE

DCH133B	Batteries and Charger Sold Separately
DCH133M2	Also Includes: (2) 20V MAX* XR® Lithium Ion Batteries (4.0 Ah), Charger, and Kit Box



DCH133M2

20V MAX* SDS PLUS® ROTARY HAMMERS

**XR® Brushless SDS Plus®
1-1/8" L-Shape Rotary Hammer**
DCH293B



SPECIFICATIONS	
Voltage	20V MAX*
Impact Energy**	3.5 Joules
No Load Speed	0-1000 rpm
Blows / Minute	0-4480 bpm
Vibration Measurement	7.5 m/s ²
Vibration Control	Yes, SHOCKS™
Torque Control	Yes, E-Clutch® System and Integral Clutch
Optimal Drilling Range	1/4" - 7/8"
Tool Weight (Tool only)	6.8 lbs
Includes	360° Side Handle and Depth Rod

AVAILABLE	
DCH293B	Batteries and Charger Sold Separately
DCH293R2	Also Includes: (2) 20V MAX* XR® Lithium Ion Batteries (6.0 Ah), Charger, and Kit Box
DCH293R2DH	Also Includes: DWH304 Dust Extractor, (2) 20V MAX* XR® Lithium Ion Batteries (6.0 Ah), Charger, and Kit Box



**XR® Brushless SDS Plus®
1" L-Shape Rotary Hammer**
DCH273B



SPECIFICATIONS	
Voltage	20V MAX*
Impact Energy**	2.1 Joules
No Load Speed	0-1100 rpm
Blows / Minute	4-4600 bpm
Vibration Measurement	6.6 m/s ²
Vibration Control	Yes, SHOCKS™
Torque Control	Yes, Integral Clutch
Optimal Drilling Range	5/32" - 1/2"
Tool Weight (Tool only)	6.8 lbs
Includes	360° Side Handle with Depth Rod

AVAILABLE	
DCH273B	Batteries and Charger Sold Separately
DCH273P2	Also Includes: (2) 20V MAX* XR® Lithium Ion Batteries (5.0 Ah), Charger, and Kit Box
DCH273P2DH0	Also Includes: DWH303 Dust Extractor, (2) 20V MAX* XR® Lithium Ion Batteries (5.0 Ah), and Charger



**XR® Brushless SDS Plus®
1-1/8" L-Shape Rotary Hammer**
DCH263B



SPECIFICATIONS	
Voltage	20V MAX*
Impact Energy**	3.0 Joules
No Load Speed	0 - 1165
Blows / Minute	0 - 4300
Vibration Measurement	9.1 m/s ²
Vibration Control	Yes, SHOCKS™
Torque Control	Yes, E-Clutch® System and Integral Clutch
Optimal Drilling Range	1/4" - 3/4"
Tool Weight (Tool only)	5.95 lb
Includes	360° Side Handle and Depth Rod

AVAILABLE	
DCH263B	Batteries and Charger Sold Separately
DCH263R2	Also Includes: (2) 20V MAX* XR® Lithium Ion Batteries (6.0 Ah), Charger, and Kit Box
DCH263R2DH	Also Includes: DWH205DH Dust Extractor, (2) 20V MAX* XR® Lithium Ion Batteries (6.0 Ah), Charger, and Kit Box



CORDLESS ROTARY HAMMER DUST EXTRACTION

OSHA Table 1 Compliant Dust Box
DWH302DH



SPECIFICATIONS	
Compatible Tools	D25303DH DWH303DH DWH304DH
Filter Cleaning Mechanism	Yes
HEPA Filter	Yes
OSHA Compliance	Table 1†

1" SDS Plus® L-Shape Rotary Hammer Dust Extractor
DWH303DH



SPECIFICATIONS	
Compatible Tools	DCH273
Optimal Drilling Range	5/32" - 5/8"
Optimal Drilling Depth	Up to 4"
Filter Cleaning Mechanism	Yes
HEPA Filter	Yes
OSHA Compliance	Table 1†
Includes	Replacement Nozzle and Side Handle

1-1/8" SDS Plus® L-Shape Rotary Hammer Dust Extractor
DWH304DH



SPECIFICATIONS	
Compatible Tools	DCH293 D25333
Optimal Drilling Range	1/4" - 1"
Optimal Drilling Depth	Up to 8"
Filter Cleaning Mechanism	Yes
HEPA Filter	Yes
OSHA Compliance	Table 1†
Includes	Cordless Dust Nozzle, Corded Dust Nozzle, and Corded Tool Adapter

1-1/8" SDS Plus® L-Shape Rotary Hammer Dust Extractor
DWH205DH




SPECIFICATIONS	
Compatible Tools	DCH293 D25333
Optimal Drilling Range	1/4" - 1"
Optimal Drilling Depth	Up to 8"
Filter Cleaning Mechanism	Yes
HEPA Filter	Yes
OSHA Compliance	Table 1†
Includes	Cordless Dust Nozzle, Corded Dust Nozzle, and Corded Tool Adapter

**According to EPTA Procedure 05/2009
†Part of an OSHA Table 1 solution

CORDLESS ROTARY HAMMER DUST EXTRACTION

Dust Collection Telescope with Hose for SDS Plus® Rotary Hammers

D25301D



SPECIFICATIONS

Optimal Drilling Range	5/32" - 5/8"
Optimal Drilling Depth	Up to 6-1/2"
Compatible Tools	All DEWALT Corded and Cordless Except D25413, D25416
OSHA Compliance	Table 1*
Includes	Side Handle

Dust Extraction Tube Kit W/ Hose

DWH200D



SPECIFICATIONS

Optimal Drilling Range	5/32" - 1-1/8"
Optimal Drilling Depth	Up to 10"
Chipping Chisels	Yes, Up to 12" long
Compatible Tools	All DEWALT Corded and Cordless Rotary Hammers (Except D25413, D25416) and Cordless DEWALT premium Drill/Driver/Hammer Drills
OSHA Compliance	Table 1†
Includes	Side Handle, Depth Rod, 4' long anti-static hose, three precision tuned clear tubes to work with Stop Bits, bits up to 6", and bits up to 10" in length

SDS Rotary Hammer Dust Box Evacuator

DWH079D



SPECIFICATIONS

Compatible Tool Dust Boxes	DWH161 DWH205DH DWH303DH DWH304DH
Fits	DWH302DH
Compatible Extractors	DCV585 DWO012 DWO10
AirLock Connector	Yes

1" SDS Plus® L-Shape Rotary Hammer Dust Extractor Attachments



DWH003SBH

DWH002SBH

DWH001SDH



AVAILABLE

Compatible Rotary Hammer Dust Extractor	DWH303DH
DWH003SBH	STOP BIT HEAD NOZZLE KIT
DWH002SBH	STOP BIT HEAD REPLACEMENT 3-PACK
DWH001SDH	STANDARD BIT HEAD REPLACEMENT 3-PACK

20V MAX* Brushless Universal Dust Extractor Kit

DWH161



SPECIFICATIONS

Compatible DEWALT Attachments	DWH200D D25301D
Filter Cleaning Mechanism	Yes
HEPA Filter	Yes
OSHA Compliance	Yes
CFM	19
Weight	3.64 lb
Hose Length	39in
Sound Power Level	82.3 dB(A)
Wireless Tool Control	Yes
Includes	DWH161 Universal Dust Extractor, Shoulder Strap, Belt Hook

AVAILABLE

DWH161B	Batteries and Charger Sold Separately
DWH161D1	Also Includes: (1) 20V MAX* Lithium Ion Batteries (2.0 Ah), Charger, and Kit Bag



DWH161D1

Large Hammer Drilling Dust Extraction

DWH050K



SPECIFICATIONS

Compatible Tools	Universal With all Drilling Hammers
Optimal Drilling Diameter	Less than 2"
Optimal Drilling Depth	Unlimited
OSHA Compliance	Table 1†
AIR LOCK™ Compatible	Yes, Integrated
Includes	5/16" Hole Cleaning Tube, 9/16" Hole Cleaning Tube, up to 1-1/2" Hole Drilling Head, 2" Hole Drilling Head, Dust Extractor Body

PENCIL VIBRATOR

Pencil Vibrator

DCE531B



SPECIFICATIONS

Voltage	20V MAX*
Vibrator Diameter	1-1/8"
Shaft Length	4 ft
Vibrations / Minute	14,000 vpm
Tool Weight (Tool only)	8.0 lbs

AVAILABLE

DCE531B	Batteries and Charger Sold Separately
DCE531M1	Also Includes: (1) 20V MAX* XR® Lithium Ion Battery (4.0 Ah), and Charger



DCE531M1

CONCRETE NAILER & ATTACHMENTS

XR® Brushless 2-1/4" Magazine Concrete Nailer DCN890B



SPECIFICATIONS	
Voltage	20V MAX*
Fastener Type	DeWALT Cordless Concrete Nailer Fasteners (Pins) Only
Arbor Size Range	1/2" - 2-1/4"
Shank Diameter	0.102" - 0.145"
Magazine Capacity	33 Pins
Approvals	ICC-ES ESR-4076
Tool Weight (Tool only)	9.3 lbs

AVAILABLE	
DCN890B	Includes Kit Box. Batteries and Charger Sold Separately

XR® Brushless 1" Magazine Concrete Nailer DCN891B



SPECIFICATIONS	
Voltage	20V MAX*
Fastener Type	DEWALT Cordless Concrete Nailer Fasteners (Pins) Only
Anchor Size Range	1/2" - 1"
Shank Diameter	0.102" - 0.145"
Magazine Capacity	33 Pins
Approvals	ICC-ES ESR-4076
Tool Weight (Tool only)	8.9 lbs

AVAILABLE	
DCN891B	Includes Kit Box. Batteries and Charger Sold Separately.
DCN891P2	Also Includes: (2) 20V MAX* XR® Lithium Ion Batteries (5.0 Ah), Charger, and Kit Box



DCN891BP2

Concrete Nailer Attachments



AVAILABLE	
DCN8901	Replacement Piston
DCN8902	Magnetic Stick-ETM Nose Piece
DCN8903	Stick-ETM Nose Piece
DCN8904	Standard/Drywall Nose Piece
DCN8905	Pole Tool
DCN8906	2-1/4" Magazine
DCN8907	1" Magazine



20V MAX* GRINDERS

XR® Brushless 4-1/2" Angle Grinder
DCG413B



SPECIFICATIONS

Voltage	20V MAX*
No Load Speed	9000 rpm
Spindle Lock	Yes
Spindle Thread	5/8" - 11
E-Clutch® System	Yes
Kickback Brake™	Yes
Tool Weight (Tool only)	3.7 lbs
Includes	4-1/2" Type 27 Guard, 2-Position Side Handle, Inner and Outer Flanges, and Hex Wrench

AVAILABLE

DCG413B	Batteries and Charger Sold Separately
DCG413R2	Also Includes: (2) 20V MAX* XR® Lithium Ion Batteries (6.0 Ah), Charger, and Kit Bag



DCG413R2

XR® Brushless 4-1/2" / 5" Flathead Angle Grinder
DCG413FB



SPECIFICATIONS

Voltage	20V MAX*
No Load Speed	9000 rpm
Spindle Lock	Yes
Spindle Thread	5/8" - 11
E-Clutch® System	Yes
Kickback Brake™	Yes
Tool Weight (Tool only)	3.9 lbs
Includes	5" Type 27 Guard, 2-Position Side Handle, Inner and Outer Flanges, and Hex Wrench

AVAILABLE

DCG413FB	Batteries and Charger Sold Separately
DCG413FR2	Also Includes: (2) 20V MAX* XR® Lithium Ion Batteries (6.0 Ah), Charger, and Kit Bag



DCG413FR2

4-1/2" / 5" Angle Grinder
DCG412B



SPECIFICATIONS

Voltage	20V MAX*
No Load Speed	8000 rpm
Spindle Lock	Yes
Spindle Thread	5/8" - 11
Tool Weight (Tool only)	4.1 lbs
Includes	5" Type 27 Guard, Hex Wrench, and 2-Position Side Handle

AVAILABLE

DCG412B	Batteries and Charger Sold Separately
DCG412P2	Also Includes: (2) 20V MAX* XR® Lithium Ion Batteries (5.0 Ah), Charger, and Kit Bag



DCG412P2

XR® Brushless Variable Speed Die Grinder
DCG426B



SPECIFICATIONS

Voltage	20V MAX*
No Load Speed	0-25,000 rpm
Spindle Lock	No
Spindle Thread	1/4" Collet
Tool Weight (Tool only)	3.9 lbs
Includes	(2) Wrenches and 1/4" Collet

AVAILABLE

DCG426B	Batteries and Charger Sold Separately
DCG426M2	Also Includes: (2) 20V MAX* XR® Lithium Ion Batteries (4.0 Ah), Charger, and Kit Bag



DCG426M2

DUST EXTRACTION FOR GRINDERS

5" / 6" Cutting/Tuckpointing Shroud
DWE46100



SPECIFICATIONS

Max Wheel Diameter	5" / 6"
Hose Port Inner Diameter	35 mm
Hose Port Outer Diameter	42 mm
Tool-Free Shroud Change	No
AirLock™ Compatible	Yes

5" Surface Grinding Dust Shroud
DWE46152



SPECIFICATIONS

Max Wheel Diameter	5"
Hose Port Inner Diameter	35 mm
Hose Port Outer Diameter	42 mm
Tool-Free Shroud Change	No
AirLock™ Compatible	Yes

20V MAX* METAL CUTTING SAWS

5-1/2" Metal Cutting Circular Saw

DCS373B



SPECIFICATIONS

Voltage	20V MAX*
No Load Speed	3700 rpm
Blade Diameter	5-1/2"
Depth of Cut at 90°	1-11/16"
Tool Weight (Tool only)	7.0 lbs
Includes	Circular Saw Blade and Blade Change Wrench

AVAILABLE

DCS373B	Batteries and Charger Sold Separately
DCS373P2	Also Includes: (2) 20V MAX* XR® Lithium Ion Batteries (5.0 Ah), Charger, and Kit Box



DCS373P2

XR® Brushless Deep Cut Band Saw

DCS374B



SPECIFICATIONS

Voltage	20V MAX*
Ft / Min	490 ft/min
Blade Length	44-7/8"
Maximum Capacity	4-3/4"
Tool Length	20-3/4"
Tool Weight (Tool only)	12.4 lbs
Includes	18 TPI Blade and Blade Tracking Wrench

AVAILABLE

DCS374B	Batteries and Charger Sold Separately
DCS374P2	Also Includes: (2) 20V MAX* XR® Lithium Ion Batteries (5.0 Ah), Charger, and Kit Box



DCS374P2

Band Saw

DCS371B



SPECIFICATIONS

Voltage	20V MAX*
Ft / Min	570 ft/min
Blade Length	32-7/8"
Maximum Capacity	2-1/2"
Tool Length	15"
Tool Weight (Tool only)	8.0 lbs
Includes	14/18 TPI Blade and Blade Tracking Wrench

AVAILABLE

DCS371B	Batteries and Charger Sold Separately
DCS371P1	Also Includes: (1) 20V MAX* XR® Lithium Ion Battery (5.0 Ah), Charger, and Kit Box
DCS3711	Blade Guard for One-Handed Use with DCS371 Includes Brush, and Brush Caps



DCS371P2



DCS3711

XR® Brushless Dual Switch Deep Cut Band Saw

DCS376B



SPECIFICATIONS

Voltage	20V MAX*
Ft / Min	490 ft/min
Blade Length	44-7/8"
Maximum Capacity	4-3/4"
Tool Length	20-3/4"
Tool Weight (Tool only)	12.4 lbs
Includes	18 TPI Blade and Blade Tracking Wrench

AVAILABLE

DCS376B	Batteries and Charger Sold Separately
DCS376P2	Also Includes: (2) 20V MAX* XR® Lithium Ion Batteries (5.0 Ah), Charger, and Kit Box



DCS376P2

20V MAX* SHEARS

18 GA Swivel Head Double Cut Shear

DCS491B



SPECIFICATIONS

Voltage	20V MAX*
Strokes / Min	0-2450 spm
Minimum Cutting Radius	4-1/2"
Capacity in Steel	18 GA
Tool Weight (Tool only)	3.9 lbs
Includes	Blade Change Wrench

AVAILABLE

DCS491B	Batteries and Charger Sold Separately
DCS491M2	Also Includes: (2) 20V MAX* XR® Lithium Ion Batteries (4.0 Ah), and Charger



DCS491M2

20V MAX* SHEARS

14 GA Swivel Head Shear

DCS494B



SPECIFICATIONS

Voltage	20V MAX*
Strokes / Min	0-2450 spm
Minimum Cutting Radius	5"
Capacity in Steel	14 GA
Tool Weight (Tool only)	4.6 lbs
Includes	Blade Change Wrench

AVAILABLE

DCS494B	Batteries and Charger Sold Separately
DCS494M2	Also Includes: (2) 20V MAX* XR® Lithium Ion Batteries (4.0 Ah), and Charger



DCS494M2

20V MAX 5/8" Fiber Cement Shear

DCS498B



SPECIFICATIONS

Voltage	20V MAX*
Strokes / Min	0-2500 spm
Capacity In Fiber Cement Board	5/8"
Tool Weight (Tool only)	4.5 lbs
Includes	Blade Change Wrench

AVAILABLE

DCS498B	Batteries and Charger Sold Separately
DCS498M1	Also Includes: (2) 20V MAX* XR® Lithium Ion Batteries (4.0 Ah), and Charger



DCS498M1

18 GA Swivel Head Offset Shear

DCS496B



SPECIFICATIONS

Voltage	20V MAX*
Strokes / Min	0-2450 spm
Minimum Cutting Radius	1"
Capacity in Steel	18 GA
Tool Weight (Tool only)	3.7 lbs
Includes	Blade Change Wrench

AVAILABLE

DCE150B	Batteries and Charger Sold Separately
DCE150D1	Also Includes: (1) 20V MAX* Lithium Ion Battery (2.0 Ah), Charger, and Kit Box
DCE1501	Cable Cutting Tool Replacement Blade for Copper and Aluminum



DCE150D1

20V MAX* CABLE CUTTING TOOLS

Cable Cutting Tool

DCE150B



SPECIFICATIONS

Voltage	20V MAX*
Capacity	750 MCM CU / 1000 MCM AL
Blade Style	Guillotine
Field Replaceable Blade	Yes
Operating Modes	Forward, Reverse
One-Handed Operation	Yes
Tool Length	6-1/2"
Tool Height	14"
Tool Weight (Tool only)	6.8 lbs
Includes	Padded Shoulder Strap and Hang Hook

AVAILABLE

DCE1551	Cable Cutting Tool Replacement Blade for Copper, Aluminum and ASCR
---------	--

ACSR Cable Cutting Tool Kit

DCE155D1



SPECIFICATIONS

Voltage	20V MAX*
Capacity	1590 ASCR / 750 MCM CU / 1000 MCM AL
Blade Style	Hardened Steel Guillotine
Field Replaceable Blade	Yes
Operating Modes	Forward, Reverse
One-Handed Operation	Yes
Tool Length	6-1/2"
Tool Height	14"
Tool Weight (Tool only)	6.8 lbs
Includes	(1) 20V MAX* Lithium Ion Battery (2.0 Ah), Charger, Padded Shoulder Strap, Hang Hook, and Kit Box



DCE1551



DCE1501

20V MAX* CABLE CRIMPING TOOLS

Dieless Cable Crimping Tool Kit

DCE350M2



SPECIFICATIONS

Voltage	20V MAX*
Crimping Force	6 Tons
Cable Capacity	#8-750 MCM CU / AL
Pivoting Head	360°
One-Handed Operation	Yes
Operation Modes	Forward, Reverse
Tool Software / Reporting	Crimp Connect™ Reporting System
Tool Length	17-1/2"
Tool Height	15-1/2"
Tool Weight (Tool only)	11.2 lbs

Includes (2) 20V MAX* XR® Lithium Ion Batteries (4.0 Ah), Charger, Shoulder Strap, Micro USB to USB Cable, and Kit Box

Died Cable Crimping Tool Kit

DCE300M2



SPECIFICATIONS

Voltage	20V MAX*
Crimping Force	12 Tons
Cable Capacity	#8-750 MCM CU / AL
Compatible Dies	U-Type
Pivoting Head	360°
One-Handed Operation	Yes
Operation Modes	Forward, Reverse
Tool Software / Reporting	Crimp Connect™ Reporting System
Tool Length	17-1/2"
Tool Height	14"
Tool Weight (Tool only)	14.2 lbs

Includes (2) 20V MAX* XR® Lithium Ion Batteries (4.0 Ah), Charger, Shoulder Strap, Micro USB to USB Cable, Die Storage Box, and Kit Box

20V MAX* CABLE STRIPPER & BUSHINGS

XR® Brushless Cable Stripper

DCE151B



SPECIFICATIONS

Voltage	20V MAX*
Depth of Strip	Up to 4"
Range for THHN/XHHW CU	6 AWG-750 MCM
Range for THHN/XHHW AL	6 AWG-900 MCM
Adjustable LED Light	Yes
Tool Weight (Tool only)	2.4 lbs

AVAILABLE

DCE151B	Batteries and Charger Sold Separately
DCE151TD1	Also Includes: (1) 20V MAX* Lithium Ion Batteries (2.0 Ah), Charger, Bushing DCE1513 - DCE15122



DCE151TD1

Cable Stripping Bushings



AVAILABLE	BUSHING NAME	BUSHING	AVAILABLE	BUSHING NAME	BUSHING
DCE1511	1 AWG CU, 1/0 AL	B1	DCE15113	350-400 MCM CU, 400 MCM AL	B13**
DCE1512	1/0 CU	B2	DCE15114	350-400 MCM CU	B14**
DCE1513	1/0-2/0 CU, 2/0 AL	B3**	DCE15115	500 MCM AL	B15**
DCE1514	2/0 CU, 3/0 AL	B4**	DCE15116	500 MCM CU	B16**
DCE1515	3/0 CU	B5**	DCE15117	500 MCM CU, 600 MCM AL	B17**
DCE1516	3/0 CU, 4/0 AL	B6**	DCE15118	500-600 MCM CU, 700 MCM AL	B18**
DCE1517	4/0 CU	B7**	DCE15119	600 MCM CU	B19**
DCE1518	4/0-250 MCM CU, 250 MCM AL	B8**	DCE15120	600 MCM CU, 700 MCM AL	B20**
DCE1519	250 MCM CU, 300 MCM AL	B9**	DCE15121	600-700 MCM CU, 750 MCM AL	B21**
DCE15110	250-300 MCM CU, 300 MCM AL	B10**	DCE15122	700 MCM CU	B22**
DCE15111	300 MCM CU, 350 MCM AL	B11**	DCE15123	700-750 MCM CU, 900 MCM AL	B23
DCE15112	350 MCM CU, 400 MCM AL	B12**	DCE15124	750 MCM CU, 900 MCM AL	B24

20V MAX* PRESS TOOL

Press Tool Kit

DCE200M2



SPECIFICATIONS

Voltage	20V MAX*
Capacity	1/2" - 4" Copper / Stainless Steel 1/2" - 2" Black Carbon Steel and PEX pipe
Pressing Force	4 Tons
For Use With	Copper, Stainless Steel, Black Carbon Steel, PEX Pipe
One-Handed Operation	Yes
Operation Modes	Forward, Reverse
Pivoting Head	360°
LED	Yes
Tool Weight (Tool only)	7.2 lbs

Includes (2) 20V MAX* Lithium Ion Batteries (4.0 Ah), Charger, Padded Shoulder Strap, and Kit Box

AVAILABLE

DCE200M2	Press Jaws Sold Separately
DCE200M2K	Also Includes: Copper & Stainless Steel (1) 1/2" Press Jaw, (1) 3/4" Press Jaw, (1) 1" Press Jaw, (1) 1-1/4" Press Jaw, (1) 1-1/2" Press Jaw, and (1) 2" Press Jaw



DCE200M2K

** (1) Bushing each of bushings B3-B22 included in DCE151TD1 XR Brushless Cable Stripper Kit

20V MAX* PEX EXPANDER

1" PEX Expander

DCE400B



SPECIFICATIONS

Voltage	20V MAX*
Capacity	3/8" - 1"
Stroke Length	14.9 mm
Strokes / Min	60 spm
For Use With	Cold Expansion PEX
Auto-Rotate	Yes
LED	Yes
Tool Weight (Tool only)	3.9 lbs
Includes	1/2" Head, 3/4" Head, 1" Head, PEX Expander Grease, Belt Hook and Dual-Sided Hang Hook

AVAILABLE

DCE400B	Batteries and Charger Sold Separately
DCE400D2	Also Includes: (2) 20V MAX* Lithium Ion Batteries (2.0 Ah), Charger, and Kit Box



DCE400D2

PEX Expander Accessories

DCE40038 DCE40012 DCE40058 DCE40034 DCE4001 DCE400GR



AVAILABLE

DCE40038	3/8" PEX Expander Head
DCE40012	1/2" PEX Expander Head
DCE40034	3/4" PEX Expander Head
DCE40058	5/8" PEX Expander Head
DCE4001	1" PEX Expander Head
DCE400GR	PEX Expander Grease

20V MAX* DRAIN SNAKE

XR® Brushless Drain Snake

DCD200B



SPECIFICATIONS

Voltage	20V MAX*
Capacity	1/4" x 50 ft, 5/16" x 50 ft, 3/8" x 35 ft
Drain Size	Up to 3"
Operating Modes	Forward, Reverse
Stationary Outer Drum	Yes
LED	70 Lumens, Pivoting
Tool Weight (Tool only)	11.7 lbs
Includes	5/16" x 25' Cable and Inner Drum

AVAILABLE

DCD200B	Batteries and Charger Sold Separately
DCD200D1	Also Includes: (1) 20V MAX* Lithium Ion Battery (2.0 Ah), Charger, and Kit Box
DCD2000	Drain Snake Replacement Drum
DCD2005	5/16" x 25 ft Black Oxide Drain Cable with Bulb Head



DCD200D1

DCD2000

DCD2005

20V MAX* THREADED ROD CUTTER

Threaded Rod Cutter

DCS350B



SPECIFICATIONS

Voltage	20V MAX*
Strokes / Min	30 spm
Capacity in Mild Steel	1/4" - 20, 3/8" - 16, 1/2" - 13
Capacity in Stainless Steel	1/4" - 20, 3/8" - 16
Capacity in Hardened Steel	1/4" - 20, 3/8" - 16
Tool Weight (Tool only)	8.8 lbs

AVAILABLE

DCS350B	Batteries and Charger Sold Separately
DCS350D1	Also Includes: (1) 20V MAX* Lithium Ion Battery (2.0 Ah), Charger, and Kit Box
DCS3501	1/4", 3/8", 1/2" Cutting Die Set
DCS35038	4 sided 3/8" Cutting Die Set
DCS35012	2 sided 1/2" Cutting Die Set



DCS350D1

DCS3501

DCS35012

20V MAX* GREASE GUN

Grease Gun

DCGG571B



SPECIFICATIONS

Voltage	20V MAX*
Max Pressure	10,000 psi
Max Volume	5.0 oz/min
Hose Length	42"
Cartridge Capacity	14.5 oz
Bulk Capacity	16.0 oz
LED Light	Yes
Tool Weight (Tool only)	8.1 lbs

AVAILABLE

DCGG571B	Batteries and Charger Sold Separately
DCGG571M1	Also Includes: (1) 20V MAX* Lithium Ion Battery (4.0 Ah), Charger, Shoulder Strap, and Kit Box



DCS350D1

20V MAX* ADHESIVE & EPOXY DISPENSERS

9-10 oz Quik-Shot Dispenser

DCE560B



SPECIFICATIONS

Voltage	20V MAX*
Anti-Drip	Yes
Speed Control Dial	Yes
Tool Weight (Tool only)	4.1 lbs

AVAILABLE

DCE560B	Batteries and Charger Sold Separately
DCE560D1	Also Includes: (1) 20V MAX* Lithium Ion Battery (2.0 Ah) and Charger



DCE560D1

DCE5802

29 oz Quik-Shot Dispenser

DCE570B



SPECIFICATIONS

Voltage	20V MAX*
Anti-Drip	Yes
Speed Control Dial	Yes
Tool Weight (Tool only)	4.7 lbs

AVAILABLE

DCE570B	Batteries and Charger Sold Separately
DCE570D1	Also Includes: (1) 20V MAX* Lithium Ion Battery (2.0 Ah) and Charger



DCE570D1

300-600 ml Sausage Pack Adhesive Gun

DCE580B



SPECIFICATIONS

Voltage	20V MAX*
Anti-Drip	Yes
Speed Control Dial	Yes
Tool Weight (Tool only)	4.9 lbs

AVAILABLE

DCE580B	Batteries and Charger Sold Separately
DCE580D1	Also Includes: (1) 20V MAX* Lithium Ion Battery (2.0 Ah) and Charger
DCE5801	465 ml Clear Sausage Tube Conversion Kit
DCE5802	600 ml Clear Sausage Tube Conversion Kit



DCE580D1

20.5 fl oz Epoxy Dispenser 1:1

DCE591B



SPECIFICATIONS

Voltage	20V MAX*
Anti-Drip	Yes
Speed Control Dial	Yes
Tool Weight (Tool only)	8.3 lbs

AVAILABLE

DCE591B	Batteries and Charger Sold Separately
DCE591D1	Also Includes: (1) 20V MAX* Lithium Ion Battery (2.0 Ah) and Charger



DCE591D1

3/19.5 fl oz Epoxy Dispenser 3:1

DCE593B



SPECIFICATIONS

Voltage	20V MAX*
Anti-Drip	Yes
Speed Control Dial	Yes
Tool Weight (Tool only)	9.2 lbs

AVAILABLE

DCE593B	Batteries and Charger Sold Separately
DCE593D1	Also Includes: (1) 20V MAX* Lithium Ion Battery (2.0 Ah) and Charger



DCE593D1

28 fl oz Acrylic Dispenser 10:1

DCE595B



SPECIFICATIONS

Voltage	20V MAX*
Anti-Drip	Yes
Speed Control Dial	Yes
Tool Weight (Tool only)	9.4 lbs

AVAILABLE

DCE595B	Batteries and Charger Sold Separately
DCE595D1	Also Includes: (1) 20V MAX* Lithium Ion Battery (2.0 Ah) and Charger



DCE595D1



LESS MAINTENANCE



LOW NOISE



NO PULL CORDS



NO GAS TO USE



OUTDOOR POWER EQUIPMENT

20V MAX* STRING TRIMMER AND ATTACHMENTS

XR® Brushless String Trimmer
DCST920B



SPECIFICATIONS	
Voltage	20V MAX*
Cutting Swath	13"
# of Speed Settings	2
No Load Speed	0-4600 Low/0-6000 rpm High
Runtime**	55 min Low/30 min High
Feed Type	Bump
Line Diameter	0.080"
Tool Weight (Tool only)	7.3 lbs
Includes	Auxiliary Handle and Pre-Wound Dual 0.080" Line

AVAILABLE

DCST920B	Batteries and Charger Sold Separately.
DCST920P1	Also Includes: (1) 20V MAX* XR® Lithium Ion Battery (5.0 Ah) and Charger



50' Replacement String
DW01DT801



SPECIFICATIONS	
Line Diameter	0.080"
Material	Combination of flexible and impact-resistant nylon
Length	50'

225' Replacement String
DW01DT802



SPECIFICATIONS	
Line Diameter	0.080"
Material	Combination of flexible and impact-resistant nylon
Length	225'

QuickFeed® String Trimmer Replacement Spool Head
DW01DT995



SPECIFICATIONS	
Compatible Tools	DCST920 DCST970 DCST990 DCST991 DCST995
Spool Head Type	Bump Feed
Line Accepted	0.080", 0.095"
Includes	Pre-Wound Dual 0.080" Line

Bump Feed String Trimmer Replacement Spool Head
DW01DT980



SPECIFICATIONS	
Compatible Tools	DCST920 DCST970 DCST990 DCST991 DCST995
Spool Head Type	Bump Feed
Line Accepted	0.080", 0.095"
Includes	Pre-Wound Dual 0.080" Line

20V MAX* OUTDOOR POWER TOOL EQUIPMENT

XR® Brushless Handheld Blower

DCBL720B



SPECIFICATIONS

Voltage	20V MAX*
Air Volume	Up to 400 cfm
Air Speed	Up to 90 mph
Runtime**	Up to 18 min
Noise Rating	61 db(A)
Tool Weight (Tool only)	5.7 lbs

AVAILABLE

DCBL720B	Batteries and Charger Sold Separately.
DCBL720P1	Also Includes: (1) 20V MAX* XR® Lithium Ion Battery (5.0 Ah) and Charger



DCBL720P1

XR® Brushless Hedge Trimmer

DCHT820B



SPECIFICATIONS

Voltage	20V MAX*
Blade Length	22"
Blade Type	Laser Cut®
Cutting Capacity	3/4"
Strokes / Min	2800 spm
Runtime**	Up to 75 min
Tool Weight (Tool only)	6.0 lbs

AVAILABLE

DCHT820B	Batteries and Charger Sold Separately.
DCHT820P1	Also Includes: (1) 20V MAX* XR® Lithium Ion Battery (5.0 Ah) and Charger



DCHT820P1

XR® Brushless 12" Chainsaw

DCCS620B



SPECIFICATIONS

Voltage	20V MAX*
Cutting Capacity	12"
Chain Pitch	3/8"
Chain Gauge	0.043"
No Load Speed	4200 rpm
Cuts / Charge (In 4x4 Pressure Treated Pine)**	Up to 90 Cuts
Tool Weight (Tool only)	7.5 lbs
Includes	Hard Bar Cover

AVAILABLE

DCCS620B	Batteries and Charger Sold Separately.
DCCS620P1	Also Includes: (1) 20V MAX* XR® Lithium Ion Battery (5.0 Ah) and Charger



DCCS620P1

2 x 20V MAX* 3-in-1 XR® Brushless Mower

DCMW220P2



SPECIFICATIONS

Voltage	20V MAX*
Deck Size	20"
Storage Capabilities	Fold Down Handle, Easy Lift Handles, Vertical Storage
Runtime**	Up to 1/4 Acre Property
Height Adjust	5 Heights (1-1/2" - 3-2/5")
Functions	Mulching, Bagging, Rear Discharging
Tool Weight (Tool only)	56.7 lbs
Includes	Collection Bag, Mulching Plug, Mulching Plug Safety Key, (2) 20V MAX* XR® Lithium Ion Batteries (5.0 Ah), and Charger

Replacement Mower Blade

DW10DT220



SPECIFICATIONS

Compatible Tools	DCMW220 DCMW290
Blade Length	19-3/8"
Blade Width	1-3/4"
Blade Material	Steel



**At maximum trigger pull using DCB205 5.0 Ah lithium ion battery

20V MAX* WORK LIGHTS

LED Work Light

DCL040



SPECIFICATIONS

Voltage	20V MAX*
Compatibility	20V MAX* Lithium Ion Batteries and 20V/60V MAX* FLEXVOLT® Lithium Ion Batteries
Max Output	110 Lumens
Includes	Tool only Battery and Charger Sold Separately.

LED Magnet Mount Light

DCL044



SPECIFICATIONS

Voltage	20V MAX*
Compatibility	20V MAX* Lithium Ion Batteries and 20V/60V MAX* FLEXVOLT® Lithium Ion Batteries
Max Output	160 Lumens
Includes	Tool only Battery and Charger Sold Separately.

LED Handheld Task Light

DCL050



SPECIFICATIONS

Voltage	20V MAX*
Compatibility	20V MAX* Lithium Ion Batteries and 20V/60V MAX* FLEXVOLT® Lithium Ion Batteries
Max Output	500 Lumens
Includes	Tool only Battery and Charger Sold Separately.

LED Spot Light

DCL043



SPECIFICATIONS

Voltage	20V MAX*
Compatibility	20V MAX* Lithium Ion Batteries and 20V/60V MAX* FLEXVOLT® Lithium Ion Batteries
Max Output	1000 Lumens
Includes	Tool only Battery and Charger Sold Separately.

LED Tripod Light

DCL079B



SPECIFICATIONS

Voltage	20V MAX*
Compatibility	20V MAX* Lithium Ion Batteries and 20V/60V MAX* FLEXVOLT® Lithium Ion Batteries
Max Output	3000 Lumens

AVAILABLE

DCL079B	Batteries and Charger Sold Separately.
DCL079R1	Also Includes: (1) 20V MAX* XR® Lithium Ion Battery (6.0 Ah) and Charger.



DCL079R1



LED Task Light

DCL060



SPECIFICATIONS

Voltage	18V, 20V MAX*
Compatibility	20V MAX* Lithium Ion Batteries and 20V/60V MAX* FLEXVOLT® Lithium Ion Batteries
Max Output	1500 Lumens
Includes	Tool only Battery and Charger Sold Separately.

All Purpose Light

DCL074



SPECIFICATIONS

Voltage	20V MAX*
Compatibility	20V MAX* Lithium Ion Batteries and 20V/60V MAX* FLEXVOLT® Lithium Ion Batteries
Max Output	5000 Lumens
Bluetooth® Range	Up to 100'
Tool Weight (Tool only)	27 lbs
Includes	Battery and Charger Sold Separately.

20V MAX* RADIOS & SPEAKERS

Jobsite Bluetooth® Speaker
DCR006



12v LITHIUM ION
20v LITHIUM ION
60v LITHIUM ION

SPECIFICATIONS

Voltage	12V MAX*, 20V MAX*, 20V/60V MAX*
Charges Batteries	No
Bluetooth®	Yes
Radio Bands	-

Compact Jobsite Radio
DCR018



12v LITHIUM ION
18 VOLT
20v LITHIUM ION
60v LITHIUM ION

SPECIFICATIONS

Voltage	12V MAX*, 18V, 20V MAX*, 20V/60V MAX*
Charges Batteries	No
Bluetooth®	No
Radio Bands	AM/FM

Jobsite Bluetooth® Speaker
DCR010



12v LITHIUM ION
20v LITHIUM ION
60v LITHIUM ION

SPECIFICATIONS

Voltage	Corded & 12V MAX*, 20V MAX*, 20V/60V MAX*
Charges Batteries	No
Bluetooth®	Yes
Radio Bands	-

Bluetooth® Charger Radio
DCR025



12v LITHIUM ION
20v LITHIUM ION
60v LITHIUM ION

SPECIFICATIONS

Voltage	12V MAX*, 20V MAX*, 20V/60V MAX*
Charges Batteries	Yes
Bluetooth®	Yes
Radio Bands	AM/FM

TOUGHSYSTEM® Radio and Charger
DWST08810



12v LITHIUM ION
20v LITHIUM ION

SPECIFICATIONS

Voltage	12V MAX*, 20V MAX*
Charges Batteries	Yes
Bluetooth®	Yes
Radio Bands	AM/FM

TSTAK® Radio and Charger
DWST17510



12v LITHIUM ION
20v LITHIUM ION
60v LITHIUM ION

SPECIFICATIONS

Voltage	12V MAX*, 20V MAX*, 20V/60V MAX*
Charges Batteries	Yes
Bluetooth®	Yes
Radio Bands	AM/FM

Bluetooth® Adapter
DCR002



SPECIFICATIONS

Charges Batteries	No
Bluetooth®	Yes

20V MAX* JOBSITE FAN

Corded/Cordless Jobsite Fan
DCE511B



20v LITHIUM ION
CORDED OR CORDLESS

SPECIFICATIONS

Voltage	20V MAX*
Diameter	11"
Airflow	500 cfm**
IP Rating	IP54
Tool Weight (Tool only)	6.7 lbs

20V MAX* HEAT GUN

20V MAX* Heat Gun
DCE530B



20v LITHIUM ION
CORDED OR CORDLESS

SPECIFICATIONS

Voltage	20V MAX*
Max Temp	Up to 990 deg. F
Runtime	42 minutes (with DCB205, low setting)
IP Rating	IP54
Tool Weight (Tool only)	1.2 lbs

AVAILABLE

DCE530B	Batteries and Charger Sold Separately.
DCE530P1	Also Includes: (1) 20V MAX* XR® Lithium Ion Battery (5.0 Ah) and Charger



DCE530P1

**At maximum speed, per IEC 60879

20V MAX* VACUUMS

1/2 Gallon Wet/Dry Portable Vacuum

DCV517B



SPECIFICATIONS

Voltage	20V MAX*
Tank Size	1/2 gal
Hose Diameter	1-1/4"
Hose Length	2-1/2'
Blower	No
Tool Weight (Tool only)	3.8 lbs
Includes	HEPA Filter

AVAILABLE

DCV517B	Batteries and Charger Sold Separately.
DCV517M1	Also Includes: (1) 20V MAX* XR® Lithium Ion Battery (4.0 Ah) and Charger



DCV517M1

2 Gallon Wet/Dry Vacuum

DCV580H



SPECIFICATIONS

Voltage	18V, 20V MAX*
Tank Size	2 gal
Hose Diameter	1-1/4"
Hose Length	5'
Blower	Yes
Tool Weight (Tool only)	10.0 lbs
Includes	HEPA Filter

2 Gallon Corded/Cordless Wet/Dry Vacuum

DCV581H



SPECIFICATIONS

Voltage	18V, 20V MAX*
Tank Size	2 gal
Hose Diameter	1-1/4"
Hose Length	5'
Blower	Yes
Tool Weight (Tool only)	10.5 lbs
Includes	HEPA Filter

20V MAX* ROTARY LASERS

Red Rotary Laser

DW074LR



SPECIFICATIONS

Laser Type / Color	Rotary / Red
Working Range	1500'
Accuracy	+/- 1/8" at 100'
Laser Class	3
Rotation Speeds	150/300/600/1200 rpm
# of Spots / Slopes	1/1
IP Rating	54
Runtime [†]	Up to 96 hrs
Tool Weight (Tool only)	2.0 lbs
Includes	(1) 20V MAX* Lithium Ion Battery (2.0 Ah), Charger, Detector, 5/8" Tripod Adapter, Target Card, Enhancement Glasses, Ceiling Bracket, Detector Bracket, and TSTAK® Case

AVAILABLE

DW074LRT	Also Includes: Tripod
DW074LRTR	Also Includes: Tripod and Rod

Tough Red Rotary Laser

DW079LR



SPECIFICATIONS

Laser Type / Color	Rotary / Red
Working Range	2000'
Accuracy	+/- 1/16" at 100'
Laser Class	3
Rotation Speeds	150/300/600/1200 rpm
# of Spots / Slopes	2, 2
IP Rating	67
Runtime [†]	Up to 96 hrs
Tool Weight (Tool only)	2.0 lbs
Includes	(1) 20V MAX* Lithium Ion Battery (2.0 Ah), Charger, Detector, 5/8" Tripod Adapter, Target Card, Enhancement Glasses, Ceiling Bracket, Detector Bracket, and TSTAK® Case

AVAILABLE

DW079LRT	Also Includes: Tripod
DW079LRTR	Also Includes: Tripod and Rod

Tough Green Rotary Laser

DW079LGT



SPECIFICATIONS

Laser Type / Color	Rotary / Green
Working Range	2000'
Accuracy	+/- 1/16" at 100'
Laser Class	3
Rotation Speeds	150/300/600/1200 rpm
# of Spots / Slopes	2, 2
IP Rating	67
Runtime [†]	Up to 96 hrs
Tool Weight (Tool only)	2.0 lbs
Includes	(1) 20V MAX* Lithium Ion Battery (2.0 Ah), Charger, Detector, 5/8" Tripod Adapter, 5/8" Bracket Adapter, Target Card, Enhancement Glasses, Ceiling Bracket, Detector Bracket, and TSTAK® Case

AVAILABLE

DW079LGT	Also Includes Tripod
DW079LGTR	Also Includes: Tripod and Rod

20V MAX* AIR INFLATOR

Cordless/Corded Air Inflator
DCC0201B



SPECIFICATIONS	
Voltage	20V MAX* 12V DC AC Compatible**
High Pressure PSI Range	3 to 160 PSI
High Pressure SCFM (@ 35PSI)	0.5 SCFM††
High Volume SCFM	11.2 SCFM††
Horsepower	0.16 Continuous
Noise Level	77 dB(A)‡
Duty Cycle	100%
Tool Length	11.9"
Tool Width	5.2"
Tool Height	9.8"
Tool Weight (Tool only)	5.5 lbs
Includes	(1) 12V DC Adapter, (1) High-Pressure Tapered Nozzle, (1) Presta Valve Adapter, (1) Inflator Needle



20V MAX* XR® BRUSHLESS COMBO KITS

XR® Brushless 6-Tool Combo Kit
DCK695P2



SPECIFICATIONS	
Voltage	20V MAX*
Hammer Drill	DCD996
Impact Driver	DCF887
Reciprocating Saw	DCS367
Circular Saw	DCS570
Grinder	DCG413
Work Light	DCL040
Includes	(2) 20V MAX* XR® Lithium Ion Batteries (5.0 Ah), Charger, (2) Belt Hooks, Circular Saw Blade, Type 1 Guard, Wrench, (2) Matched Flanges, 360° Side Handle, and Kit Bag

XR® Brushless 6-Tool Combo Kit
DCK694P2



SPECIFICATIONS	
Voltage	20V MAX*
Hammer Drill	DCD996
Impact Driver	DCF887
Reciprocating Saw	DCS367
Circular Saw	DCS570
Oscillating Tool	DCS355
Work Light	DCL040
Includes	(2) 20V MAX* XR® Lithium Ion Batteries (5.0 Ah), Charger, (2) Belt Hooks, Circular Saw Blade, Universal Accessory Adapter, 360° Side Handle, and Kit Bag

XR® Brushless 6-Tool Combo Kit
DCK684D2



SPECIFICATIONS	
Voltage	20V MAX*
Drill/Driver	DCD791
Impact Driver	DCF887
Reciprocating Saw	DCS367
Circular Saw	DCS570
Oscillating Tool	DCS355
Work Light	DCL040
Includes	(2) 20V MAX* Lithium Ion Batteries (2.0 Ah), Charger, (2) Belt Hooks, Circular Saw Blade, Universal Accessory Adapter, and Kit Bag

XR® Brushless 5-Tool Combo Kit
DCK594P2



SPECIFICATIONS	
Voltage	20V MAX*
Hammer Drill	DCD996
Impact Driver	DCF887
Reciprocating Saw	DCS367
Circular Saw	DCS570
Work Light	DCL040
Includes	(2) 20V MAX* XR® Lithium Ion Batteries (5.0 Ah), Charger, (2) Belt Hooks, Circular Saw Blade, 360° Side Handle, and Kit Bag

XR® Brushless 4-Tool Combo Kit
DCK494P2



SPECIFICATIONS	
Voltage	20V MAX*
Hammer Drill	DCD996
Impact Driver	DCF887
Reciprocating Saw	DCS367
Work Light	DCL040
Includes	(2) 20V MAX* XR® Lithium Ion Batteries (5.0 Ah), Charger, (2) Belt Hooks, 360° Side Handle, and Kit Bag

XR® Brushless 4-Tool Combo Kit
DCK484D2



SPECIFICATIONS	
Voltage	20V MAX*
Hammer Drill	DCD791
Impact Driver	DCF887
Reciprocating Saw	DCS367
Work Light	DCL040
Includes	(2) 20V MAX* XR® Lithium Ion Batteries (2.0 Ah), Charger, (2) Belt Hooks, and Kit Bag

†† Tested Per ISO1217 ‡ Tested Per ISO3744

20V MAX* XR® BRUSHLESS COMBO KITS

XR® Brushless 2-Tool Combo Kit

DCK299M2



SPECIFICATIONS

Voltage	20V MAX*
Hammer Drill	DCD996
Impact Driver	DCF887
Includes	(2) 20V MAX* XR® Lithium Ion Batteries (4.0 Ah), Charger, (2) Belt Hooks, 360° Side Handle, and Kit Bag

XR® Brushless 2-Tool Combo Kit

DCK299P2



SPECIFICATIONS

Voltage	20V MAX*
Hammer Drill	DCD996
Impact Driver	DCF887
Includes	(2) 20V MAX* XR® Lithium Ion Batteries (5.0 Ah), Charger, (2) Belt Hooks, 360° Side Handle, and Kit Box

XR® Brushless 2-Tool Combo Kit

DCK299D1T1



SPECIFICATIONS

Voltage	20V MAX*
Hammer Drill	DCD996
Impact Driver	DCF887
Includes	(1) 20V/60V MAX* FLEXVOLT® Battery (6.0 Ah), (1) 20V MAX* Lithium Ion Battery (2.0 Ah), Charger, (2) Belt Hooks, 360° Side Handle, and Kit Bag

XR® Brushless 2-Tool Combo Kit

DCK287D2



SPECIFICATIONS

Voltage	20V MAX*
Hammer Drill	DCD796
Impact Driver	DCF887
Includes	(2) 20V MAX* XR® Lithium Ion Batteries (2.0 Ah), Charger, (2) Belt Hooks and Kit Bag

XR® Brushless 2-Tool Combo Kit

DCK287D1M1



SPECIFICATIONS

Voltage	20V MAX*
Hammer Drill	DCD796
Impact Driver	DCF887
Includes	(1) 20V MAX* XR® Lithium Ion Battery (2.0 Ah), (1) 20V MAX* XR® Lithium Ion Battery (4.0 Ah), Charger, (2) Belt Hooks and Kit Bag

XR® Brushless 2-Tool Combo Kit

DCK263D2



SPECIFICATIONS

Voltage	20V MAX*
Drywall Screwgun	DCF620
Cut-Out Tool	DCS551
Includes	(2) 20V MAX* Lithium Ion Batteries (2.0 Ah), Charger, (1) Belt Hook, and Kit Ba

XR® Brushless 2-Tool Combo Kit

DCK267D2



SPECIFICATIONS

Voltage	20V MAX*
Drywall Screwgun	DCF620
Impact Driver	DCF887
Includes	(2) 20V MAX* XR® Lithium Ion Batteries (2.0 Ah), Charger, (2) Belt Hooks, Bit Holder and Kit Bag

XR® Brushless 2-Tool Combo Kit

DCK267M2



SPECIFICATIONS

Voltage	20V MAX*
Drywall Screwgun	DCF620
Impact Driver	DCF887
Includes	(2) 20V MAX* XR® Lithium Ion Batteries (4.0 Ah), Charger, (2) Belt Hooks, Bit Holder and Kit Bag.

XR® Brushless 2-Tool Combo Kit

DCK233P2



SPECIFICATIONS

Voltage	20V MAX*
Rotary Hammer	DCH133
Impact Driver	DCF887
Includes	(2) 20V MAX* Lithium Ion Batteries (5.0 Ah), Charger, (1) Belt Hook, 360° Side Handle, and Kit Bag

XR® Brushless 2-Tool Combo Kit

DCK294P2



SPECIFICATIONS

Voltage	20V MAX*
Hammer Drill	DCD996
Reciprocating Saw	DCS367
Includes	(2) 20V MAX* XR® Lithium Ion Batteries (5.0 Ah), Charger, (1) Belt Hook, 360° Side Handle, and Kit Bag

20V MAX* BRUSHLESS COMBO KITS

XR® Brushless 2-Tool Combo Kit DCK283D2



SPECIFICATIONS

Voltage	20V MAX*
Drill/Driver	DCD791
Impact Driver	DCF887
Includes	(2) 20V MAX* Lithium Ion Batteries (2.0 Ah), Charger, (2) Belt Hooks, and Kit Bag

XR® Brushless 2-Tool Combo Kit with Lanyard Ready™ Attachment Points DCK299P2LR



SPECIFICATIONS

Voltage	20V MAX*
Hammer Drill	DCD996
Impact Driver	DCF887
Lanyard Ready™	Yes
Includes	(2) 20V MAX* XR® Lithium Ion Batteries (5.0 Ah), Charger, (2) Lanyard Ready™ Attachment Kits, 360° Side Handle, and Kit Bag

XR® Brushless 2-Tool Combo Kit with Tool Connect™ DCKTC299P2BT



SPECIFICATIONS

Voltage	20V MAX*
Hammer Drill	DCD997
Impact Driver	DCF888
Tool Connect™	Yes
Includes	(2) 20V MAX* XR® Lithium Ion Tool Connect™ Batteries (5.0 Ah), Charger, 360° Side Handle, and Kit Bag

Brushless 2-Tool Combo Kit DCK277C2



SPECIFICATIONS

Voltage	20V MAX*
Drill/Driver	DCD777
Impact Driver	DCF787
Includes	(2) 20V MAX* Lithium Ion Batteries (1.3 Ah), Charger and Kit Bag

Brushless 2-Tool Combo Kit DCK278C2



SPECIFICATIONS

Voltage	20V MAX*
Drill/Driver	DCD708
Impact Driver	DCF809
Includes	(2) 20V MAX* Lithium Ion Batteries (1.5 Ah), (2) Belt Hooks, Charger and Kit Bag

20V MAX* COMBO KITS

5-Tool Combo Kit DCK520D2



SPECIFICATIONS

Voltage	20V MAX*
Drill/Driver	DCD780
Impact Driver	DCF885
Reciprocating Saw	DCS381
Circular Saw	DCS393
Work Light	DCL040
Includes	(2) 20V MAX* Lithium Ion Batteries (2.0 Ah), Charger, Circular Saw Blade, and Kit Bag

4-Tool Combo Kit DCK420D2



SPECIFICATIONS

Voltage	20V MAX*
Drill/Driver	DCD780
Impact Driver	DCF885
Reciprocating Saw	DCS381
Work Light	DCL040
Includes	(2) 20V MAX* Lithium Ion Batteries (2.0 Ah), Charger, and Kit Bag

5-Tool Combo Kit DCK590L2



SPECIFICATIONS

Voltage	20V MAX*
Hammer Drill	DCD985
Impact Driver	DCF885
Reciprocating Saw	DCS381
Circular Saw	DCS393
Work Light	DCL040
Includes	(2) 20V MAX* Lithium Ion Batteries (3.0 Ah), Charger, (1) Belt Hook, Circular Saw Blade, 360° Side Handle, and Kit Bag

6-Tool Combo Kit DCK620D2



SPECIFICATIONS

Voltage	20V MAX*
Drill/Driver	DCD780
Impact Driver	DCF885
Reciprocating Saw	DCS381
Circular Saw	DCS393
Speaker	DCR006
Work Light	DCL040
Includes	(2) 20V MAX* Lithium Ion Batteries (2.0 Ah), Charger, (2) Belt Hooks, Circular Saw Blade, Universal Accessory Adapter, 360° Side Handle, and Kit Bag

20V MAX* CHARGERS

Simultaneous Four-Port Fast Charger

DCB104



SPECIFICATIONS

Compatibility	12V MAX*, 20V MAX*, 20V/60V MAX*
Output Current	8 Amps per Port (4 Ports)
Wall Mountable	Yes
Handle	Yes
Tool Connect Tag Ready™	Yes
TOUGHSYSTEM® Compatible	Yes
USB Outlets	No
Fan Cooled	No

1800 Watt Portable Power Station™ and Simultaneous Charger

DCB1800B



SPECIFICATIONS

Output	120V MAX*
Compatibility	20V MAX* Lithium Ion Batteries and 20V/60V MAX* FLEXVOLT® Lithium Ion Batteries
Max AC Output	3600 Watts Peak
Rated AC Output	1800 Watts Continuous
Power Source	Extension cord, and batteries sold separately.

12V-20V/60V MAX* Dual Port Charger

DCB102



SPECIFICATIONS

Compatibility	12V MAX*, 20V MAX*, 20V/60V MAX*
Output Current	4 Amps per Port
Wall Mountable	No
Handle	No
Tool Connect Tag Ready™	No
USB Outlets	Yes
Fan Cooled	No

12V-20V/60V MAX* Vehicle Charger

DCB119



SPECIFICATIONS

Compatibility	12V MAX*, 20V MAX*, 20V/60V MAX*
Output Current	4 Amps
Wall Mountable	No
Handle	No
Tool Connect Tag Ready™	No
USB Outlets	No
Fan Cooled	No

12V-20V-60V MAX* Charger

DCB115



SPECIFICATIONS

Compatibility	12V MAX*, 20V MAX*, 20V/60V MAX*
Output Current	4 Amps
Wall Mountable	Yes
Handle	No
Tool Connect Tag Ready™	No
USB Outlets	No
Fan Cooled	No

20V MAX* Fast Charger

DCB118



SPECIFICATIONS

Compatibility	12V MAX*, 20V MAX*, 20V/60V MAX*
Output Current	4 Amps
Wall Mountable	Yes
Handle	No
Tool Connect Tag Ready™	No
USB Outlets	No
Fan Cooled	Yes

20V MAX* BATTERY ACCESSORIES

USB Power Source

DCB090



SPECIFICATIONS

Voltage	12V MAX*, 20V MAX*, 20V/60V MAX*
USB Ports	2
State of Charge Indicator	Yes
Tool Weight (Tool only)	0.5 lbs

18V to 20V MAX* Adapter

DCA1820



SPECIFICATIONS

Voltage	18V to 20V MAX*
Not For Use With	DEWALT 18V Nailers, DEWALT Charger / Radios, DCS370 Band Saw

Accepts DEWALT FLEXVOLT® Batteries

PORTABLE POWER
WHEN YOU NEED IT

NO GAS
NEEDED TO RUN

CORDED OR CORDLESS

3600
Peak Watts Out
From (4) 20V MAX* Batteries

AVAILABLE

DCA1820	Battery Adapter Only.
DCA2203C	Also Includes: (2) 20V MAX* Lithium Ion Batteries (2.0 Ah) and Charger



DCA2203C

20V MAX* BATTERIES

20V MAX* Lithium Ion Compact Battery (1.5 Ah)

DCB201



SPECIFICATIONS

Voltage	20V MAX*
Amp Hours	1.5 Ah
Also Available	DCB201-2 (2) 20V MAX* Lithium Ion Batteries (1.5 Ah)

20V MAX* Lithium Ion Compact Battery (2.0 Ah)

DCB203



SPECIFICATIONS

Voltage	20V MAX*
Amp Hours	2.0 Ah
Also Available	DCB203-2 (2) 20V MAX* Lithium Ion Batteries (2.0 Ah)

Tool Connect™ 20V MAX* Lithium Ion Battery (2.0 Ah)

DCB203BT



SPECIFICATIONS

Voltage	20V MAX*
Amp Hours	2.0 Ah
Also Available	DCB203BT-2 (2) Tool Connect™ 20V MAX* Lithium Ion Batteries (2.0 Ah)

20V MAX* Lithium Ion Compact Battery (3.0 Ah)

DCB230



SPECIFICATIONS

Voltage	20V MAX*
Amp Hours	3.0 Ah
Also Available	DCB230-2 (2) 20V MAX* Lithium Ion Batteries (3.0 Ah)

20V MAX* XR® Lithium Ion Battery (4.0 Ah)

DCB204



SPECIFICATIONS

Voltage	20V MAX*
Amp Hours	4.0 Ah
Also Available	DCB204-2 (2) 20V MAX* XR® Lithium Ion Batteries (4.0 Ah)

20V MAX* XR® Lithium Ion Battery (5.0 Ah)

DCB205



SPECIFICATIONS

Voltage	20V MAX*
Amp Hours	5.0 Ah
Also Available	DCB205-2 (2) 20V MAX* XR® Lithium Ion Batteries (5.0 Ah)

Tool Connect™ 20V MAX* XR® Lithium Ion Battery (5.0 Ah)

DCB205BT



SPECIFICATIONS

Voltage	20V MAX*
Amp Hours	5.0 Ah
Also Available	DCB205BT-2 (2) Tool Connect™ 20V MAX* XR® Lithium Ion Batteries (5.0 Ah)

20V MAX* XR® Lithium Ion Battery (6.0 Ah)

DCB206



SPECIFICATIONS

Voltage	20V MAX*
Amp Hours	5.0 Ah
Also Available	DCB206-2 (2) 20V MAX* XR® Lithium Ion Batteries (6.0 Ah)

20V MAX* XR® Lithium Ion Battery Starter Kit (5.0 Ah)

DCB205CK



SPECIFICATIONS

Voltage	20V MAX*
Amp Hours	5.0 Ah
Includes	(1) Lithium Ion Battery (5.0 Ah) and Charger

20V MAX* Lithium Ion Battery Starter Kit (3.0 Ah)

DCB230C



SPECIFICATIONS

Voltage	20V MAX*
Amp Hours	3.0 Ah
Includes	(1) Lithium Ion Battery (3.0 Ah) and Charger

20V MAX* XR® Lithium Ion Battery (8.0 Ah)

DCB208



SPECIFICATIONS

Voltage	20V MAX*
Amp Hours	8.0 Ah
Also Available	DCB208-2 (2) 20V MAX* XR® Lithium Ion Batteries (8.0 Ah)

20V MAX* Compact Lithium Ion Battery (4.0 Ah)

DCB240

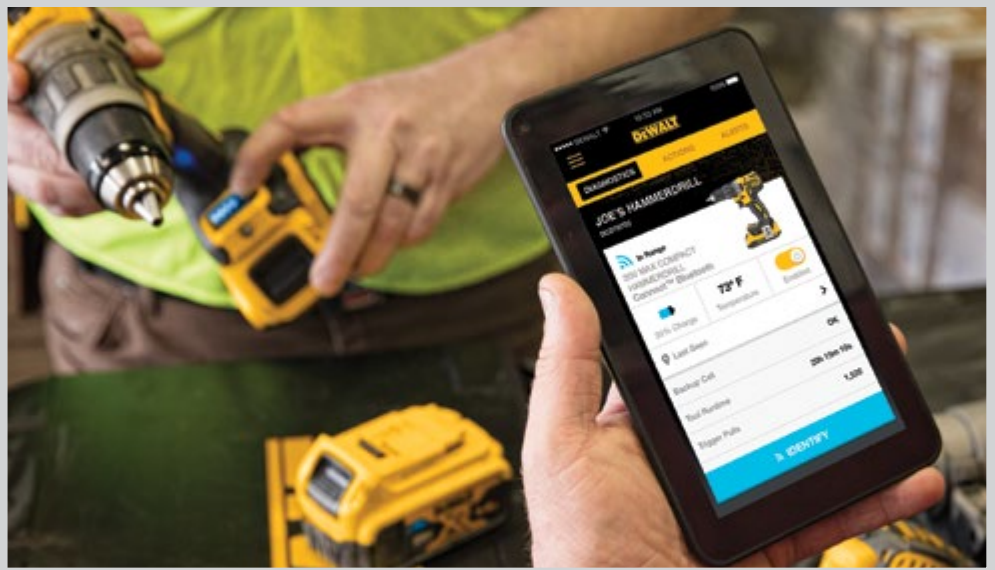



SPECIFICATIONS

Voltage	20V MAX*
Amp Hours	4.0 Ah
Also Available	DCB240-2 (2) 20V MAX* Lithium Ion Batteries (4.0 Ah)

CONNECTED PRODUCTS & SOFTWARE





With respect to 20V MAX, maximum initial battery voltage (measured without a workload) is 20 volts. Nominal voltage is 18. The Bluetooth® word mark and logos are registered trademarks owned by Bluetooth SIG, Inc. and any use of such marks by DeWALT is under license. Other trademarks and trade names are those of their respective owners.



MANAGE YOUR TOOLS. ANYWHERE.™

Tool Connect™ is a three-part inventory management solution designed to help you save time and money.



PRODUCTS

Tool Connect™ Tools, Batteries, Tags and Connectors with Bluetooth® technology.



MOBILE APP

Use the mobile app to pair with Tool Connect™ assets on the jobsite.



INVENTORY MANAGER

Inventory Manager Online Portal tracks your assets across multiple jobsites using data received from Tool Connect™ mobile apps.

DEWALT.COM/TC

TOOL CONNECT™ TAG & CONNECTOR

Tool Connect™ Tag

DCE041



SPECIFICATIONS

Bluetooth® Range	100 ft
Coin Cell Life	3 yrs
Tool Length	2-1/5"
Tool Height	1/2"
Tool Weight (Tool only)	0.6 oz

DCE041-4
(4) Tool Connect™ Tags

DCE041-10
(10) Tool Connect™ Tags

DCE041-25
(25) Tool Connect™ Tags

Also Available

Tool Connect™ Connector

DCE040



SPECIFICATIONS

Voltage	20V MAX*
IP Rating	IP68
Bluetooth Range	100 ft
Coin Cell Life	Rechargeable
Tool Weight (Tool only)	4.1 oz

TOOL CONNECT™ BATTERIES

Tool Connect™ 20V MAX* XR® Lithium Ion Battery (2.0 Ah)

DCB203BT



SPECIFICATIONS

Voltage	20V MAX*
Amp Hours	2.0 Ah

DCB203BT-2
(2) Tool Connect™ 20V MAX* XR® Lithium Ion Batteries (2.0 Ah)

Also Available

Tool Connect™ 20V MAX* XR® Lithium Ion Battery (5.0 Ah)

DCB205BT



SPECIFICATIONS

Voltage	20V MAX*
Amp Hours	5.0 Ah

DCB205BT-2
(2) Tool Connect™ 20V MAX* XR® Lithium Ion Batteries (5.0 Ah)

Also Available

TOOL CONNECT™ CORDLESS POWER TOOLS

XR® Tool Connect™ Brushless 3-Speed Hammer Drill

DCD997B



SPECIFICATIONS

Voltage	20V MAX*
Max Power	820 UWO
# of Speed Settings	3
No Load Speed	0-500/0-1500/0-2250 rpm
Max BPM	0-35,250 bpm
Chuck Size	1/2"
Chuck Type	Metal, Ratcheting
Tool Weight (Tool only)	3.3 lbs
Includes	360° Side Handle and Belt Hook

AVAILABLE

DCD997B	Batteries and Charger Sold Separately
DCD997P2BT	Also Includes: (2) 20V MAX* XR® Tool Connect™ Lithium Ion Batteries (5.0 Ah), Charger, and Kit Box



DCD997P2BT

XR® Tool Connect™ Brushless Compact Hammer Drill

DCD797B



SPECIFICATIONS

Voltage	20V MAX*
Max Power	460 UWO
# of Speed Settings	2
No Load Speed	0-550/0-2000 rpm
Max BPM	0-9350/0-34,000 bpm
Chuck Size	1/2"
Chuck Type	Metal, Ratcheting
Tool Weight (Tool only)	3.6 lbs
Includes	Belt Hook

AVAILABLE

DCD797B	Batteries and Charger Sold Separately
DCD797D2	Also Includes: (2) 20V MAX* Lithium Ion Batteries (2.0 Ah), Charger, and Kit Box



DCD797D2

XR® Tool Connect™ Brushless Compact Drill/Driver

DCD792B



SPECIFICATIONS

Voltage	20V MAX*
Max Power	460 UWO
# of Speed Settings	2
No Load Speed	0-550/0-2000 rpm
Chuck Size	1/2"
Chuck Type	Metal, Ratcheting
Tool Weight (Tool only)	3.4 lbs
Includes	Belt Hook

AVAILABLE

DCD792B	Batteries and Charger Sold Separately
DCD792D2	Also Includes: (2) 20V MAX* Lithium Ion Batteries (2.0 Ah), Charger, and Kit Box



DCD792D2

XR® Tool Connect™ Brushless Impact Driver

DCF888B



SPECIFICATIONS

Voltage	20V MAX*
Drive Size	1/4"
Drive Type	Quick Release Hex Shank
No Load Speed	0-1000/0-2800/0-3250 rpm
Impacts / Min	0-3600 ipm
Max Torque	0-240/0-1500/0-1825 in-lbs
Max Torque	0-20/0-125/0-152 ft-lbs
LED	Yes, 3
Tool Length	5-1/3"
Tool Weight (Tool only)	2.0 lbs
Includes	Belt Hook

AVAILABLE

DCF888B	Batteries and Charger Sold Separately
DCF888D2	Also Includes: (2) 20V MAX* Lithium Ion Batteries (2.0 Ah), Charger, and Kit Box
DCF888P2BT	Also Includes: (2) 20V MAX* XR® Tool Connect™ Lithium Ion Batteries (5.0 Ah), Charger, and Kit Box



DCF888D2



DCF888P2BT

Corded/Cordless LED Stackable Area Light

DCL070



SPECIFICATIONS

Voltage	20V MAX*
Compatibility	20V MAX* Lithium Ion Batteries and 20V/60V MAX* FLEXVOLT® Lithium Ion Batteries
Max Output	7000 Lumens
Bluetooth® Range	Up to 100 ft
Tool Weight (Tool only)	27 lbs
Includes	Tool only Battery and Charger Sold Separately

100 ft Bluetooth® Laser Distance Measurer

DW099S



SPECIFICATIONS

Working Range	100 ft
Accuracy	+ / - 3/32" at 30 ft
Laser Class	2
Includes	(2) AAA Batteries

JOBSITE WiFi ACCESS POINT BUILT FOR CONSTRUCTION™

WiFi tough enough for the jobsite with simple setup and adaptability for construction.

It's a solution that just works.



Jobsite WiFi Access Point
DCT100




SPECIFICATIONS

Power	120V AC
Radios	(2) 802.11 A/B/G/N Radios
IP Rating	IP67
Interfaces	(2) Gigabit Ethernet (RJ-45) Ports
Tool Height	6"
Tool Width	10-1/2"
Tool Weight	5.7 lbs
Includes	(2) Weather Seals





INCREASE PRODUCTIVITY AND PROFITABILITY
WITH CONSTANT ACCESS TO*:

-  3D models & construction software
-  Collaboration tools & photo documentation
-  RFIs, change orders & punch lists

*Based on actual case study findings



SET UP YOUR JOBSITE WiFi ACCESS POINT IN 4 EASY STEPS**



DOWNLOAD THE FREE APP



**Read the user manual before placing units and powering up.

MANAGE YOUR NETWORKS REMOTELY ONLINE: WIFI.DEWALT.COM





THE COMPLETE SOFTWARE FOR ANCHORING TO CONCRETE



DESIGN



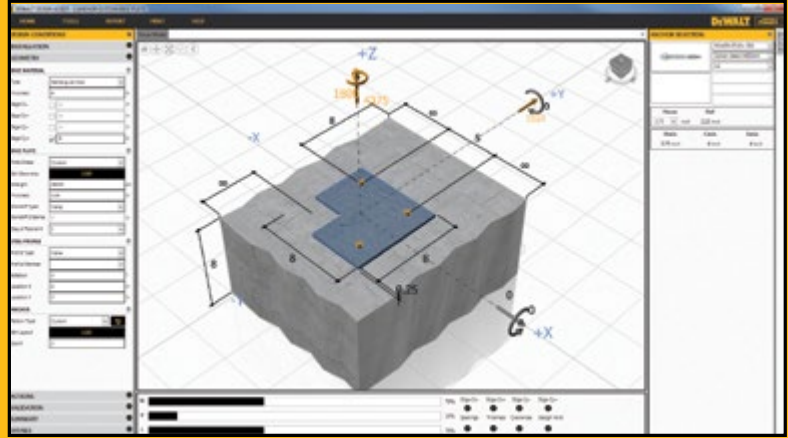
COMPARE



DOCUMENT



ANCHOR



Building with steel and concrete takes vision, power, and structural design without limits.

DeWALT Design Assist™ structural design software streamlines, automates, and optimizes DeWALT anchoring products in accordance with ACI318.

ANCHOR TYPES:



Cast-in-Place



Mechanical



Adhesives

LEARN MORE AT [DEWALT.COM/DDA](https://www.dewalt.com/dda)

DEWALT

ENGINEERED BY Powers



AUTOMATE THE PLACEMENT AND DESIGN OF MEP HANGERS AND SEISMIC BRACING

Plug-in for Autodesk® Revit®

Achieve significant BIM workflow efficiencies and cost savings.

- **PREFABRICATION SPOOLS**
Generate all hanger prefab spool sheets directly from the BIM with a single click.
- **POINT LOADS & SEISMIC BRACING**
Point loads are calculated based on system weights and seismic bracing is accurately placed based on your project specified rules.
- **BILLS OF MATERIAL**
Create material quantity schedules directly from the BIM.
- **FIELD LAYOUT POINTS**
Export hanger points in CSV file format to any robotic total station for streamlined field layout.



Autodesk® and Revit® are registered trademarks of Autodesk, Inc.

LEARN MORE AT DEWALT.COM/HANGERWORKS



CORDED POWER TOOLS & EQUIPMENT





HAMMER DRILLS

1/2" Dual Range Hammer Drill
DW505



SPECIFICATIONS

Amps	7.8 A
Max Power	650 UWO
No Load Speed	0-1100/0-2700 rpm
Max BPM	0-19,000/0-46,000 bpm
Chuck Size	1/2"
Chuck Type	Metal, Keyed
Lock-On	Yes
Capacity in Wood	1-1/2"
Capacity in Steel	1/2"
Capacity in Masonry	1/2"
Tool Length	13"
Tool Weight	4.8 lbs
Includes	360° Side Handle, Depth Rod, and Chuck Key
Also Available	DW505K Includes: 360° Side Handle, Depth Rod, Chuck Key, and Kit Box

1/2" Single Speed Hammer Drill
DW511



SPECIFICATIONS

Amps	7.8 A
Max Power	650 UWO
No Load Speed	0-3000 rpm
Max BPM	0-46,000 bpm
Chuck Size	1/2"
Chuck Type	Metal, Keyed
Lock-On	Yes
Capacity in Wood	1-1/2"
Capacity in Steel	1/2"
Capacity in Masonry	5/8"
Tool Length	11-1/2"
Tool Weight	4.3 lbs
Includes	360° Side Handle, Depth Rod, and Chuck Key

1/2" Pistol Grip Hammer Drill
DWD520



SPECIFICATIONS

Amps	10 A
Max Power	980 UWO
No Load Speed	0-1200/0-3500 rpm
Max BPM	0-56,000 bpm
Chuck Size	1/2"
Chuck Type	Metal, Keyed
Lock-On	No
Capacity in Wood	1-1/2"
Capacity in Steel	1/2"
Capacity in Masonry	3/4"
Tool Length	14"
Tool Weight	6.0 lbs
Includes	360° Side Handle, Depth Rod, and Chuck Key
Also Available	DWD520K Includes: 360° Side Handle, Depth Rod, Chuck Key, and Kit Box

1/2" Mid-Handle Grip Hammer Drill Kit
DWD525K



SPECIFICATIONS

Amps	10 A
Max Power	980 UWO
No Load Speed	0-1200/0-3500 rpm
Max BPM	0-56,000 bpm
Chuck Size	1/2"
Chuck Type	Metal, Keyed
Lock-On	No
Capacity in Wood	1-1/2"
Capacity in Steel	1/2"
Capacity in Masonry	3/4"
Tool Length	13"
Tool Weight	6.0 lbs
Includes	360° Side Handle, Depth Rod, Chuck Key, and Kit Box

1/2" Single Speed Hammerdrill
DWE5010



SPECIFICATIONS

Amps	7 A
Max Power	550 UWO
No Load Speed	0-2800 rpm
Max BPM	0-47,600 bpm
Chuck Size	1/2"
Chuck Type	Metal, Keyed
Lock-On	Yes
Capacity in Wood	1"
Capacity in Steel	1/2"
Capacity in Masonry	5/8"
Tool Length	10-1/3"
Tool Weight	3.7 lbs
Includes	360° Side Handle, Depth Rod, and Chuck Key

CORDED POWER TOOLS & EQUIPMENT

DRILLS

1/2" Mid-Handle Grip Drill
DWD215G



SPECIFICATIONS

Amps	10 A
Max Power	980 UWO
No Load Speed	0-1200 rpm
Chuck Size	1/2"
Chuck Type	Metal, Keyless, Ratcheting
Lock-On	No
Capacity in Wood	1-1/2" Spade Bit 1-1/2" Auger Bit
Capacity in Steel	1/2" Twist Bit 2" Hole Saw
Tool Weight	5.2 lbs
Includes	360° Side Handle

1/2" Mid-Handle Grip Drill
DWD216G



SPECIFICATIONS

Amps	10.5 A
Max Power	1100 UWO
No Load Speed	0-1200 rpm
Chuck Size	1/2"
Chuck Type	Metal, Keyed
Lock-On	No
Capacity in Wood	1-1/2" Spade Bit 1-1/2" Auger Bit
Capacity in Steel	1/2" Twist Bit 2" Hole Saw
Tool Weight	5.2 lbs
Includes	360° Side Handle and Chuck Key

DRILLS

CORDED POWER TOOLS & EQUIPMENT

1/2" Pistol Grip Drill
DWD210G



SPECIFICATIONS	
Amps	10 A
Max Power	980 UWO
No Load Speed	0-1200 rpm
Chuck Size	1/2"
Chuck Type	Metal, Keyed
Lock-On	No
Capacity in Wood	1-1/2" Spade Bit 1-1/2" Auger Bit
Capacity in Steel	1/2" Twist Bit 2" Hole Saw
Tool Weight	4.9 lbs
Includes	360° Side Handle, Chuck Key, and Chuck Key Holder

1/2" Drill
DW245



SPECIFICATIONS	
Amps	7.8 A
Max Power	600 UWO
No Load Speed	0-600 rpm
Chuck Size	1/2"
Chuck Type	Metal, Keyed
Lock-On	Yes
Capacity in Wood	1-1/2" Spade Bit 1-1/2" Auger Bit
Capacity in Steel	1/2" Twist Bit 2" Hole Saw
Tool Weight	4.4 lbs
Includes	360° Side Handle, Chuck Key, and Chuck Key Holder

1/2" Pistol Grip Drill with Anti-Lock Control
DWD220



SPECIFICATIONS	
Amps	10.5 A
Max Power	1100 UWO
No Load Speed	0-1200 rpm
Chuck Size	1/2"
Chuck Type	Metal, Keyed
Lock-On	Yes
Capacity in Wood	1-1/2" Spade Bit 1-1/2" Auger Bit
Capacity in Steel	1/2" Twist Bit 2" Hole Saw
Tool Weight	4.9 lbs
Includes	360° Side Handle, Chuck Key, and Chuck Key Holder

3/8" Pistol Grip Drill
DWD112



SPECIFICATIONS	
Amps	8 A
Max Power	650 UWO
No Load Speed	0-2500 rpm
Chuck Size	3/8"
Chuck Type	Keyless, Ratcheting
Lock-On	No
Capacity in Wood	1" Spade Bit 1-1/8" Hole Saw
Capacity in Steel	3/8" Twist Bit
Tool Weight	4.1 lbs

3/8" Drill
DW223G



SPECIFICATIONS	
Amps	7 A
Max Power	560 UWO
No Load Speed	0-1200 rpm
Chuck Size	3/8"
Chuck Type	Metal, Keyed
Lock-On	Yes
Capacity in Wood	1-1/4" Spade Bit 2-1/8" Hole Saw
Capacity in Steel	3/8" Twist Bit
Tool Weight	3.6 lbs
Includes	Chuck Key and Chuck Key Holder

1/2" Drill
DW246



SPECIFICATIONS	
Amps	7.8 A
Max Power	600 UWO
No Load Speed	0-600 rpm
Chuck Size	1/2"
Chuck Type	Metal, Keyless, Ratcheting
Lock-On	Yes
Capacity in Wood	1-1/2" Spade Bit 1-1/2" Auger Bit
Capacity in Steel	1/2" Twist Bit 2" Hole Saw
Tool Weight	4.4 lbs
Includes	360° Side Handle

1/2" Drill
DW235G



SPECIFICATIONS	
Amps	8.5 A
Max Power	600 UWO
No Load Speed	0-850 rpm
Chuck Size	1/2"
Chuck Type	Metal, Keyed
Lock-On	Yes
Capacity in Wood	1-1/2" Spade Bit 1-1/2" Auger Bit
Capacity in Steel	1/2" Twist Bit 2" Hole Saw
Tool Weight	4.2 lbs
Includes	360° Side Handle, Chuck Key, and Chuck Key Holder

3/8" Mid-Handle Drill Kit
DWD115K



SPECIFICATIONS	
Amps	8 A
Max Power	650 UWO
No Load Speed	0-2500 rpm
Chuck Size	3/8"
Chuck Type	Keyless, Ratcheting
Lock-On	No
Capacity in Wood	1" Spade Bit 1-1/8" Hole Saw
Capacity in Steel	3/8" Twist Bit
Tool Weight	4.1 lbs
Includes	Kit Box

3/8" Pistol Grip Drill Kit
DWD110K



SPECIFICATIONS	
Amps	8 A
Max Power	650 UWO
No Load Speed	0-2500 rpm
Chuck Size	3/8"
Chuck Type	Keyless, Ratcheting
Lock-On	No
Capacity in Wood	1" Spade Bit 1-1/8" Hole Saw
Capacity in Steel	3/8" Twist Bit
Tool Weight	4.1 lbs
Includes	Kit Bag

3/8" Drill
DW222



SPECIFICATIONS	
Amps	6.7 A
Max Power	520 UWO
No Load Speed	0-1200 rpm
Chuck Size	3/8"
Chuck Type	Keyless, Ratcheting
Lock-On	Yes
Capacity in Wood	1-1/4" Spade Bit 2-1/8" Hole Saw
Capacity in Steel	3/8" Twist Bit
Tool Weight	3.3 lbs

DRILLS

3/8" Drill
DWE1014



SPECIFICATIONS

Amps	7 A
Max Power	440 UWO
No Load Speed	0-2800 rpm
Chuck Size	3/8"
Chuck Type	Metal, Keyed
Lock-On	Yes
Capacity in Wood	1" Spade Bit 1-1/8" Hole Saw
Capacity in Steel	3/8" Twist Bit
Tool Weight	3.6 lbs
Includes	Chuck Key

3/8" Right Angle Drill
DW160V



SPECIFICATIONS

Amps	4 A
Max Power	200 UWO
No Load Speed	0-1200 rpm
Chuck Size	3/8"
Chuck Type	Metal, Keyed
Lock-On	No
Capacity in Wood	1-1/4" Spade Bit 1-1/4" Hole Saw
Capacity in Steel	3/8" Twist Bit
Tool Weight	3.7 lbs
Includes	Chuck Key and Chuck Key Holder

1/4" Drill
DW217



SPECIFICATIONS

Amps	6.7 A
Max Power	510 UWO
No Load Speed	0-4000 rpm
Chuck Size	1/4"
Chuck Type	Metal, Keyed
Lock-On	Yes
Capacity in Wood	3/4" Spade Bit
Capacity in Steel	1/4" Twist Bit
Tool Weight	3.2 lbs
Includes	Chuck Key with Chuck Key Holder

IMPACT WRENCHES

1/2" Impact Wrench with Detent Pin Anvil

DW292



SPECIFICATIONS

Amps	7.5 A
Drive Size	1/2"
Max Torque	345 ft-lbs
No Load Speed	2100 rpm
Impacts / Min	2700 ipm
Anvil Type	Detent Pin
Tool Weight	7.0 lbs
Also Available	DW292K
Includes:	Kit Box

1/2" Impact Wrench with Hog Ring Anvil

DW293



SPECIFICATIONS

Amps	7.5 A
Drive Size	1/2"
Max Torque	345 ft-lbs
No Load Speed	2100 rpm
Impacts / Min	2700 ipm
Anvil Type	Hog Ring
Tool Weight	7.0 lbs

3/4" Impact Wrench with Detent Pin Anvil

DW294



SPECIFICATIONS

Amps	7.5 A
Drive Size	3/4"
Max Torque	345 ft-lbs
No Load Speed	2100 rpm
Impacts / Min	2700 ipm
Anvil Type	Detent Pin
Tool Weight	7.0 lbs



SCREWGUNS

Premium Drywall Screwgun
DW272



SPECIFICATIONS

Amps	6.3 A
Max Torque	81 in-lbs
No Load Speed	0-4000 rpm
Clutch	Standard
Nose Cone	Depth Sensitive
Max Fastener Size	#8
Tool Weight	3.1 lbs
Also Available	DW272W Includes: 50 ft Cord DW272WT Includes: 50 ft Twist Lock Cord

High-Speed Drywall Screwgun
DW255



SPECIFICATIONS

Amps	6 A
Max Torque	60 in-lbs
No Load Speed	0-5300 rpm
Clutch	Standard
Nose Cone	Depth Sensitive
Max Fastener Size	#8
Tool Weight	2.9 lbs

Drywall Screwgun
DW252



SPECIFICATIONS

Amps	6 A
Max Torque	60 in-lbs
No Load Speed	0-4000 rpm
Clutch	Standard
Nose Cone	Depth Sensitive
Max Fastener Size	#8
Tool Weight	2.8 lbs

All-Purpose Screwgun
DW257



SPECIFICATIONS

Amps	6.2 A
Max Torque	132 in-lbs
No Load Speed	0-2500 rpm
Clutch	Standard
Nose Cone	Depth Sensitive
Max Fastener Size	#12
Tool Weight	3.5 lbs

Heavy-Duty All-Purpose Screwgun
DW276



SPECIFICATIONS

Amps	6.5 A
Max Torque	132 in-lbs
No Load Speed	0-2500 rpm
Clutch	Standard
Nose Cone	Depth Sensitive
Max Fastener Size	#14
Tool Weight	3.6 lbs

2000 rpm VERSA-CLUTCH™ Screwgun
DW267



SPECIFICATIONS

Amps	6.5 A
Max Torque	164 in-lbs
No Load Speed	0-2000 rpm
Clutch	VERSA-CLUTCH™ System
Nose Cone	Standard
Max Fastener Size	#14
Tool Weight	3.7 lbs

2500 rpm VERSA-CLUTCH™ Screwgun
DW268



SPECIFICATIONS

Amps	6.5 A
Max Torque	132 in-lbs
No Load Speed	0-2500 rpm
Clutch	VERSA-CLUTCH™ System
Nose Cone	Standard
Max Fastener Size	#14
Tool Weight	3.7 lbs

1000 rpm VERSA-CLUTCH™ Screwgun
DW269



SPECIFICATIONS

Amps	6.5 A
Max Torque	344 in-lbs
No Load Speed	0-1000 rpm
Clutch	VERSA-CLUTCH™ System
Nose Cone	Standard
Max Fastener Size	#14
Tool Weight	3.7 lbs

Positive-Clutch Screwgun
DW281



SPECIFICATIONS

Amps	6.5 A
Max Torque	132 in-lbs
No Load Speed	0-2500 rpm
Clutch	Positive
Nose Cone	Standard
Max Fastener Size	#14
Tool Weight	3.4 lbs
Includes	1/4" Bit Holder

Positive-Clutch Screwgun with Threaded Clutch Housing
DW284



SPECIFICATIONS

Amps	6.5 A
Max Torque	132 in-lbs
No Load Speed	0-2500 rpm
Clutch	Positive
Nose Cone	Standard
Max Fastener Size	#14
Tool Weight	3.3 lbs

CORDED POWER TOOLS & EQUIPMENT

FINISH NAILERS & STAPLERS

Precision Point™ 18 GA Brad Nailer

DWFP12233



SPECIFICATIONS

Fastener Type	18 GA Brad Nails
Fastener Length	5/8" - 2-1/8"
Magazine Angle	Straight
Magazine Capacity	100 Nails
Magazine Loading	Side
Motor Type	Oil-Free
Jam Clearing	Tool-Free
Operating Pressure	70 PSI-120 PSI
Operating Modes	Bump, Sequential
Depth Setting	Tool-Free
Tool Weight	3.1 lbs
Includes	1/4" Fitting and Kit Box

Precision Point™ 16 GA Straight Finish Nailer

DWFP71917



SPECIFICATIONS

Fastener Type	16 GA Straight Finish Nails
Fastener Length	1-1/4" - 2-1/2"
Magazine Angle	Straight
Magazine Capacity	100 Nails
Magazine Loading	Rear
Motor Type	Oil-Free
Jam Clearing	Tool-Free
Operating Pressure	70 PSI-120 PSI
Operating Modes	Bump, Sequential
Depth Setting	Tool-Free
Tool Weight	3.9 lbs
Includes	1/4" Fitting and Kit Box

18 GA Narrow Crown Stapler

DWFP1838



SPECIFICATIONS

Fastener Type	18 GA Narrow Crown Staples
Fastener Length	1/2" - 1-1/2"
Crown Width	1/4"
Magazine Angle	Straight
Magazine Capacity	100 Staples
Magazine Loading	Bottom
Motor Type	Oil-Free
Jam Clearing	Tool-Free
Operating Pressure	70 PSI-120 PSI
Operating Modes	Bump, Sequential
Depth Setting	Tool-Free
Tool Weight	3.1 lbs
Includes	1/4" Fitting and Kit Box

Precision Point™ 15 GA "DA" Style Angled Finish Nailer

DWFP72155



SPECIFICATIONS

Fastener Type	15 GA "DA" Style Angled Finish Nails
Fastener Length	1-1/4" - 2-1/2"
Magazine Angle	34°
Magazine Capacity	100 Nails
Magazine Loading	Rear
Motor Type	Oil-Free
Jam Clearing	Tool-Free
Operating Pressure	70 PSI-120 PSI
Operating Modes	Bump, Sequential
Depth Setting	Tool-Free
Tool Weight	4.2 lbs
Includes	1/4" Fitting and Kit Box

23 GA Pin Nailer

DWFP2350K



SPECIFICATIONS

Fastener Type	23 GA Pin Nails
Fastener Length	5/8" - 2"
Magazine Angle	Straight
Magazine Capacity	135 Nails
Magazine Loading	Side
Motor Type	Oil-Free
Jam Clearing	Tool-Free
Operating Pressure	70 PSI-100 PSI
Operating Modes	Sequential
Depth Setting	Tool-Free
Tool Weight	2.5 lbs
Includes	1/4" Fitting and Kit Box

CORDED POWER TOOLS & EQUIPMENT

FLOORING NAILERS & STAPLERS

18 GA Flooring Stapler

DWEHF1838K



SPECIFICATIONS

Fastener Type	18 GA Narrow Crown Staples
Fastener Length	1/2" - 1-1/2"
Crown Width	1/4"
Flooring Thickness Capacity	5/16" - 5/8"
Motor Type	Oil-Free
Magazine Capacity	100 Staples
Tool Actuation	Trigger
Tool Base Type	Tool-Free Adjustable
Operating Pressure	70 PSI-120 PSI
Tool Weight	3.5 lbs
Includes	Installation Block, 1/4" Fitting, and Kit Box

20 GA Flooring Stapler

DWLHF2025K



SPECIFICATIONS

Fastener Type	20 GA Narrow Crown Staples
Fastener Length	1"
Crown Width	3/16"
Flooring Thickness Capacity	1/4" - 1/2"
Motor Type	Oil-Free
Magazine Capacity	140 Staples
Tool Actuation	Trigger
Tool Base Type	Tool-Free Adjustable
Operating Pressure	70 PSI-120 PSI
Tool Weight	2.9 lbs
Includes	Installation Block, 1/4" Fitting, and Kit Box

FLOORING NAILERS & STAPLERS

2 in 1 Flooring Tool

DWFP12569



SPECIFICATIONS

Fastener Type	15.5 GA Flooring Staples, 16 GA L-Shaped Flooring Cleats
Fastener Length	1-1/2" - 2"
Crown Width	1/2"
Flooring Thickness Capacity	1/2" - 3/4"
Motor Type	Oil-Lube
Magazine Capacity	100 Staples or 100 Cleats
Tool Actuation	Mallet
Tool Base Type	Non-Marring, Interchangeable Plates
Operating Pressure	70 PSI-120 PSI
Tool Weight	10.2 lbs
Includes	Mallet, Interchangeable Base Plates, 1/4" Fitting, and Wrenches

15.5 GA Hardwood Flooring Stapler

DWMIIFS



SPECIFICATIONS

Fastener Type	15.5 GA Flooring Staples
Fastener Length	1-1/2" - 2"
Crown Width	1/2"
Flooring Thickness Capacity	1/2" - 3/4"
Motor Type	Oil-Lube
Magazine Capacity	92 Staples
Tool Actuation	Mallet
Tool Base Type	Non-Marring, Interchangeable Plates
Operating Pressure	70 PSI-120 PSI
Tool Weight	11.2 lbs
Includes	Mallet, Interchangeable Base Plates, and Long Handle

16 GA Hardwood Flooring Cleat Nailer

DWMIIIFN



SPECIFICATIONS

Fastener Type	16 GA L-Shaped Flooring Cleats
Fastener Length	1-1/2" - 2"
Flooring Thickness Capacity	1/2" - 3/4"
Motor Type	Oil-Lube
Magazine Capacity	110 Cleats
Tool Actuation	Mallet
Tool Base Type	Non-Marring, Interchangeable Plates
Operating Pressure	70 PSI-120 PSI
Tool Weight	11.2 lbs
Includes	Mallet, Interchangeable Base Plates, 1/4" Fitting, and Long Handle

Manual Hardwood Flooring Nailer

DWMFN-201



SPECIFICATIONS

Fastener Type	16 GA L-Shaped Flooring Cleats
Fastener Length	1-1/2" - 2"
Flooring Thickness Capacity	1/2" - 3/4"
Magazine Capacity	120 Cleats
Tool Actuation	Mallet
Tool Base Type	Non-Marring, Interchangeable Plates
Tool Weight	8.6 lbs
Includes	Mallet, Interchangeable Base Plates, Carrying Case, and Hex Wrenches

CORDED POWER TOOLS & EQUIPMENT



Rolling Base Flooring Attachment

DWFA00TG2



SPECIFICATIONS

Fastener Type	N/A
Fastener Length	N/A
Crown Width	N/A
Flooring Thickness Capacity	1/2" - 3/4"
Motor Type	N/A
Magazine Capacity	N/A
Tool Actuation	Mallet
Tool Base Type	Tool-Free Adjustable
Operating Pressure	N/A
Tool Weight	2.8 lbs
Includes	Non-marring, smooth-gliding wheels
For Use With	DWMIIFS, DWMIIIFN, DWFP12569, DWMFN-201

FRAMING NAILERS & SPECIALTY STAPLERS

30° Paper Tape Framing Nailer

DWF83PT



SPECIFICATIONS

Fastener Type	30° Clipped Head Framing Nails, 30° Full Head Framing Nails
Fastener Length	2" - 3-1/4"
Fastener Diameter	.113" - .131"
Magazine Angle	30°
Magazine Capacity	90 Nails
Magazine Loading	Top
Magazine Type	Extruded Aluminum Stick
Engine Type	Moving Cylinder
Operating Pressure	70 PSI-120 PSI
Operating Modes	Bump, Sequential
Depth Adjust	Tool-Free
Tool Weight	8.1 lbs
Air Fitting Type	3/8" Industrial Air Fitting

28° Wire Weld Framing Nailer

DWF83WW



SPECIFICATIONS

Fastener Type	28° Wire Weld Framing Nails
Fastener Length	2" - 3-1/4"
Fastener Diameter	.113" - .131"
Magazine Angle	28°
Magazine Capacity	100 Nails
Magazine Loading	Top
Magazine Type	Extruded Aluminum Stick
Engine Type	Moving Cylinder
Operating Pressure	70 PSI-120 PSI
Operating Modes	Bump, Sequential
Depth Adjust	Tool-Free
Tool Weight	8.1 lbs
Air Fitting Type	3/8" Industrial Air Fitting

21° Plastic Collated Framing Nailer

DWF83PL



SPECIFICATIONS

Fastener Type	21° Plastic Collated Round Head Framing Nails
Fastener Length	2" - 3-1/4"
Fastener Diameter	.113" - .148"
Magazine Angle	21°
Magazine Capacity	64 Nails
Magazine Loading	Top
Magazine Type	Extruded Aluminum Stick
Engine Type	Moving Cylinder
Operating Pressure	70 PSI-120 PSI
Operating Modes	Bump, Sequential
Depth Adjust	Tool-Free
Tool Weight	8.0 lbs
Air Fitting Type	3/8" Industrial Air Fitting

15° Coil Framing Nailer

DWF83C



SPECIFICATIONS

Fastener Type	15° Coil Framing Nails
Fastener Length	2" - 3-1/4"
Fastener Diameter	.099" - .148"
Magazine Angle	15° Coil
Magazine Capacity	300 Nails
Magazine Loading	Side
Magazine Type	Coil
Engine Type	Moving Cylinder
Operating Pressure	70 PSI-120 PSI
Operating Modes	Bump, Sequential
Depth Adjust	Tool-Free
Tool Weight	8.5 lbs
Air Fitting Type	3/8" Industrial Air Fitting

1.5" Metal Connector Nailer

DWMC150



SPECIFICATIONS

Fastener Type	35° Paper Tape Collated Metal Connector Nails
Fastener Length	1-1/2"
Fastener Diameter	.131" - .148"
Magazine Angle	35°
Magazine Capacity	29 Nails
Magazine Loading	Rear
Operating Pressure	70 PSI-120 PSI
Operating Modes	Sequential
Tool Weight	4.6 lbs

16 GA Wide Crown Lathing Stapler

DW451S2



SPECIFICATIONS

Fastener Type	16 GA Wide Crown Staples
Fastener Length	1" - 2"
Crown Width	1"
Magazine Capacity	140 Staples
Magazine Loading	Lock-Back Pusher
Operating Pressure	80 PSI-120 PSI
Tool Weight	5.3 lbs

CORDED POWER TOOLS & EQUIPMENT

ROOFING & SIDING NAILERS & STAPLERS

15° Coil Roofing Nailer

DW45RN



SPECIFICATIONS

Fastener Type	15° Coil Roofing Nails
Fastener Length	3/4" - 1-3/4"
Shank Diameter	.120"
Magazine Angle	15°
Magazine Capacity	120 Nails
Magazine Loading	Dual Sequence
Operating Pressure	70 PSI-120 PSI
Depth Adjust	Tool-Free
Tool Weight	5.2 lbs

18 GA Cap Stapler

DWSL18CAP



SPECIFICATIONS

Fastener Type	18 GA Caps and Staples
Fastener Length	1" - 1-1/2"
Magazine Capacity	100 Caps, 160 Staples
Magazine Loading	Lock-Back
Low Nail Lockout	Yes
Operating Pressure	70 PSI-120 PSI
Operating Modes	Bump, Sequential
Depth Adjust	Tool-Free
Tool Weight	5.0 lbs
Includes	1/4" Fitting and Sample Fasteners

15° Coil Siding Nailer

DW66C-1



SPECIFICATIONS

Fastener Type	15° Coil Siding Nails
Fastener Length	1-1/4" - 2-1/2"
Shank Diameter	.080" - .092"
Magazine Angle	15°
Magazine Capacity	300-350 Nails
Magazine Loading	Side
Rafter Hook	Adjustable
Operating Pressure	70 PSI-120 PSI
Operating Modes	Bump, Sequential
Depth Adjust	Tool-Free
Tool Weight	4.9 lbs
Includes	No-Mar Tip

AIR TOOLS

3/8" Reversible Drill
DWM70786L



SPECIFICATIONS	
Air Inlet	1/4"
No Load Speed	2100 rpm
Chuck Size	3/8"
Chuck Type	Keyless
Average Air Consumption	3.6 cfm
Tool Weight	2.6 lbs
Includes	Pneumatic Oil

1/2" Heavy-Duty Impact Wrench
DWM70773L



SPECIFICATIONS	
Air Inlet	1/4"
Max Torque	650 ft-lbs
No Load Speed	7500 rpm
Max BPM	1100 bpm
Average Air Consumption	5.9 cfm
Tool Weight	4.6 lbs
Includes	Pneumatic Oil

1/2" Medium-Duty Impact Wrench
DWM70774



SPECIFICATIONS	
Air Inlet	1/4"
Max Torque	600 ft-lbs
No Load Speed	7300 rpm
Max BPM	1000 bpm
Average Air Consumption	5.1 cfm
Tool Weight	4.5 lbs
Includes	Pneumatic Oil

3/8" Impact Wrench
DWM70775



SPECIFICATIONS	
Air Inlet	1/4"
Max Torque	300 ft-lbs
No Load Speed	11,000 rpm
Max BPM	1200 bpm
Average Air Consumption	3.5 cfm
Tool Weight	2.8 lbs
Includes	Pneumatic Oil

3/4" Impact Wrench
DWM74271



SPECIFICATIONS	
Air Inlet	1/4"
Max Torque	1000 ft-lbs
No Load Speed	6200 rpm
Max BPM	750 bpm
Average Air Consumption	7.0 cfm
Tool Weight	10.5 lbs
Includes	Pneumatic Oil

3/8" Ratchet
DWM70776L



SPECIFICATIONS	
Air Inlet	1/4"
Max Torque	75 ft-lbs
No Load Speed	180 rpm
Tool Weight	2.6 lbs
Includes	Pneumatic Oil

Palm Sander
DWM70781L



SPECIFICATIONS	
Air Inlet	1/4"
Orbits / Min	12,000 opm
Orbit Diameter	3/32"
Paper Accepted	6" PSA
Average Air Consumption	2.2 cfm
Tool Weight	2.0 lbs
Includes	Pneumatic Oil

Dual Action Sander
DWM70780



SPECIFICATIONS	
Air Inlet	1/4"
Orbits / Min	11,000 opm
Orbit Diameter	3/16"
Paper Accepted	6" PSA
Average Air Consumption	2.7 cfm
Tool Weight	4.3 lbs
Includes	Pneumatic Oil

Cut-Off Tool
DWM70784



SPECIFICATIONS	
Air Inlet	1/4"
Arbor	3/8"
No Load Speed	19,000 rpm
Wheel Diameter	3"
Average Air Consumption	4.4 cfm
Tool Weight	1.8 lbs
Includes	Pneumatic Oil

Chisel Hammer
DWM70785



SPECIFICATIONS	
Air Inlet	1/4"
Max BPM	2600 bpm
Chisel Shank Type	Round
Chisel Shank Diameter	.401"
Piston Stroke	2-5/8"
Average Air Consumption	4.5 cfm
Tool Weight	3.4 lbs
Includes	Pneumatic Oil

Straight Die Grinder
DWM70783



SPECIFICATIONS	
Air Inlet	1/4"
Collet Diameter	1/4"
No Load Speed	25,000 rpm
Average Air Consumption	3.0 cfm
Tool Weight	0.9 lbs
Includes	Pneumatic Oil

90° Die Grinder
DWM70782L



SPECIFICATIONS	
Air Inlet	1/4"
Collet Diameter	1/4"
No Load Speed	20,000 rpm
Average Air Consumption	3.0 cfm
Tool Weight	1.2 lbs
Includes	Pneumatic Oil

CORDED POWER TOOLS & EQUIPMENT

PAINT SPRAYERS

Gravity Feed Touch Up Spray Gun

DWMT70778



SPECIFICATIONS

Air Inlet	1/4"
Cup Capacity	4.5 oz
Max Air Pressure	35 PSI
Feed Type	Gravity
Average Air Consumption	1.4 cfm
Nozzle Size	0.8 mm
Tool Weight	0.7 lbs

Siphon Spray Gun

DWMT70779



SPECIFICATIONS

Air Inlet	1/4"
Cup Capacity	32.0 oz
Max Air Pressure	40 PSI
Feed Type	Siphon
Average Air Consumption	3.8 cfm
Nozzle Size	1.4 mm
Tool Weight	2.4 lbs

Gravity Feed Spray Gun HVL

DWMT70777



SPECIFICATIONS

Air Inlet	1/4"
Cup Capacity	20.0 oz
Max Air Pressure	30 PSI
Feed Type	Gravity
Average Air Consumption	3.5 cfm
Nozzle Size	1.5 mm
Tool Weight	1.7 lbs

HAND-CARRY COMPRESSORS

1 Gallon, 135 Max PSI Trim Compressor

D55140



SPECIFICATIONS

Amps	2.6 A
Voltage	120 V
Tank Size	1.0 gal
Max PSI	135 PSI
SCFM at 90 PSI	0.75 SCFM*
Pump Type	Belt Drive, Oil-Free
Motor Type	Permanent Magnet
Max Horsepower	0.3 Continuous HP
Noise Level	71.5 dB(A)**
Tool Length x Width x Height	19" x 14-1/2" x 9"
Tool Weight	24.0 lbs

2.5 Gallon, 200 Max PSI Quiet Trim Compressor

DWFP55130



SPECIFICATIONS

Amps	12 A
Voltage	120 V
Tank Size	2.5 gal
Max PSI	200 PSI
SCFM at 90 PSI	3.0 SCFM*
Pump Type	Belt Drive, Oil-Free
Motor Type	Universal
Max Horsepower	1.1 Continuous HP
Noise Level	71.5 dB(A)**
Tool Length x Width x Height	20-1/2" x 16-3/4" x 12-1/2"
Tool Weight	36.0 lbs

6 Gallon, 165 Max PSI Pancake Compressor

DWFP55126



SPECIFICATIONS

Amps	10 A
Voltage	120 V
Tank Size	6.0 gal
Max PSI	165 PSI
SCFM at 90 PSI	2.6 SCFM*
Pump Type	Belt Drive, Oil-Free
Motor Type	Universal
Max Horsepower	0.9 Continuous HP
Noise Level	78.5 dB(A)**
Tool Length x Width x Height	16" x 16" x 17-1/2"
Tool Weight	30.0 lbs

4 Gallon, 125 Max PSI Stacked Tank Compressor

D55151



SPECIFICATIONS

Amps	14 A
Voltage	120 V
Tank Size	4.0 gal
Max PSI	125 PSI
SCFM at 90 PSI	3.4 SCFM*
Pump Type	Direct Drive, Oil-Lube
Motor Type	Induction
Max Horsepower	1.1 Continuous HP
Noise Level	83.0 dB(A)**
Tool Length x Width x Height	18-1/2" x 15-1/2" x 14-3/4"
Tool Weight	53.0 lbs
Includes	Compressor Oil Installed in Crank Case

4 Gallon, 125 Max PSI Stacked Tank Compressor

D55153



SPECIFICATIONS

Amps	14 A
Voltage	120 V
Tank Size	4.0 gal
Max PSI	125 PSI
SCFM at 90 PSI	4.0 SCFM*
Pump Type	Direct Drive, Oil-Lube
Motor Type	Induction
Max Horsepower	1.1 Continuous HP
Noise Level	83.0 dB(A)**
Tool Length x Width x Height	18-1/2" x 15-1/2" x 14.75"
Tool Weight	56.0 lbs
Includes	Compressor Oil Installed in Crank Case



WHEELED COMPRESSORS

4 Gallon, 125 Max PSI Wheeled, Dolly-Style Compressor with Panel

D55154



SPECIFICATIONS

Amps	14 A
Voltage	120 V
Tank Size	4.0 gal
Max PSI	125 PSI
SCFM at 90 PSI	4.0 SCFM*
Pump Type	Direct Drive, Oil-Lube
Motor Type	Induction
Horsepower	1.1 Continuous HP
Noise Level	83.0 dB(A)**
Tool Length x Width x Height	22" x 18-1/2" x 23"
Tool Weight	87.0 lbs
Includes	Compressor Oil Installed in Crank Case

4.5 Gallon, 225 Max PSI Jobsite Compressor

D55146



SPECIFICATIONS

Amps	15 A
Voltage	120 V
Tank Size	4.5 gal
Max PSI	225 PSI
SCFM at 90 PSI	5.0 SCFM*
Pump Type	Belt Drive, Oil-Free
Motor Type	Universal
Horsepower	1.6 Continuous HP
Noise Level	78.0 dB(A)**
Tool Length x Width x Height	33" x 23" x 15-1/2"
Tool Weight	95.0 lbs

15 Gallon, 225 Max PSI Horizontal Workshop Compressor

D55167



SPECIFICATIONS

Amps	15 A
Voltage	120 V
Tank Size	15.0 gal
Max PSI	225 PSI
SCFM at 90 PSI	5.0 SCFM*
Pump Type	Belt Drive, Oil-Free
Motor Type	Universal
Horsepower	1.6 Continuous HP
Noise Level	79.0 dB(A)**
Tool Length x Width x Height	39-3/4" x 16-1/2" x 30"
Tool Weight	105.0 lbs

15 Gallon, 225 Max PSI Vertical Workshop Compressor

D55168



SPECIFICATIONS

Amps	15 A
Voltage	120 V
Tank Size	15.0 gal
Max PSI	225 PSI
SCFM at 90 PSI	5.0 SCFM*
Pump Type	Belt Drive, Oil-Free
Motor Type	Universal
Horsepower	1.6 Continuous HP
Noise Level	78.0 dB(A)**
Tool Length x Width x Height	21-1/4" x 19" x 41-3/4"
Tool Weight	105.0 lbs

AIR ACCESSORIES

PVC/Rubber Blend Air Hose

DWFP1450D



SPECIFICATIONS

Hose Length	50 ft
Hose Thread	1/4" NPT
Max PSI	300 PSI
Temperature Range	-30°F to 150°F
Includes	1/4" Industrial Plug and 1/4" Industrial Coupler (Installed)

Pneumatic Tool Lubricant

DWFP40ZOIL



SPECIFICATIONS

Volume	4 oz
Grade	Premium

QUADRAPORT® Air Line Splitter with Regulator and 1/4" Couplers

D55040

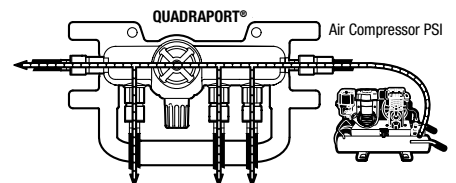


SPECIFICATIONS

Inlet Fitting Size	3/8"
Inlet Fitting Type	Industrial
Coupler Size	1/4"
Coupler Type	Universal, Push-to-Connect
Tool Length x Width x Height	12-1/2" x 7" x 4"
Tool Weight	4.0 lbs

Air Compressor Regulated:

Regulator fully open allows all (4) ports to operate at air compressor PSI Setting



CORDED POWER TOOLS & EQUIPMENT



*Tested per ISO1217
**Tested per ISO3744

MITER SAWS

12" Double Bevel Compound Sliding Miter Saw

DWS780



SPECIFICATIONS

Amps	15 A
No Load Speed	3800 rpm
Blade Diameter	12"
Arbor Size	5/8" or 1"
Vertical Capacity	6-3/4"
Nested Crown Capacity	7-1/2"
90° Cross-Cut Capacity	2" x 16" Using Back Fence
45° Cross-Cut Capacity	4" x 8"
Cut Line System	XPS LED
Tool Weight	56.0 lbs
Includes	12" Carbide Blade, Dust Bag, Vertical Material Clamp, and Blade Change Wrench

10" Double Bevel Compound Sliding Miter Saw

DW717



SPECIFICATIONS

Amps	15 A
No Load Speed	4000 rpm
Blade Diameter	10"
Arbor Size	5/8"
Vertical Capacity	6"
Nested Crown Capacity	6-1/4"
90° Cross-Cut Capacity	2" x 14" Using Back Fence
45° Cross-Cut Capacity	4" x 8"
Cut Line System	Sold Separately
Tool Weight	51.0 lbs
Includes	10" Carbide Blade, Dust Bag, Vertical Material Clamp, and Blade Change Wrench

12" Double Bevel Compound Miter Saw with Cross-Cut Light

DWS716XPS



SPECIFICATIONS

Amps	15 A
No Load Speed	3800 rpm
Blade Diameter	12"
Arbor Size	5/8" or 1"
Vertical Capacity	6-1/2"
Nested Crown Capacity	6-5/8"
90° Cross-Cut Capacity	8"
45° Cross-Cut Capacity	4" x 6"
Cut Line System	XPS LED
Tool Weight	41.0 lbs
Includes	12" Carbide Blade, Dust Bag, Vertical Material Clamp, and Blade Change Wrench

12" Double Bevel Compound Miter Saw

DWS716



SPECIFICATIONS

Amps	15 A
No Load Speed	3800 rpm
Blade Diameter	12"
Arbor Size	5/8" or 1"
Vertical Capacity	6-1/2"
Nested Crown Capacity	6-5/8"
90° Cross-Cut Capacity	8"
45° Cross-Cut Capacity	4" x 6"
Cut Line System	N/A
Tool Weight	41.0 lbs
Includes	12" Carbide Blade, Dust Bag, Vertical Material Clamp, and Blade Change Wrench

12" Single Bevel Compound Miter Saw

DWS715



SPECIFICATIONS

Amps	15 A
No Load Speed	4000 rpm
Blade Diameter	12"
Arbor Size	5/8" or 1"
Vertical Capacity	5-1/2"
Nested Crown Capacity	5-1/4"
90° Cross-Cut Capacity	2" x 8"
45° Cross-Cut Capacity	4" x 6"
Cut Line System	None
Tool Weight	36.0 lbs
Includes	12" Carbide Blade, Dust Bag, Vertical Material Clamp, and Blade Change Wrench

10" Single Bevel Compound Miter Saw

DWS713



SPECIFICATIONS

Amps	15 A
No Load Speed	5000 rpm
Blade Diameter	10"
Arbor Size	5/8"
Vertical Capacity	3-1/2"
Nested Crown Capacity	4-1/2"
90° Cross-Cut Capacity	2" x 6" Using Back Fence
45° Cross-Cut Capacity	4" x 4"
Cut Line System	None
Tool Weight	31.0 lbs
Includes	10" Carbide Blade, Dust Bag, Vertical Material Clamp and Blade Change Wrench

CORDED POWER TOOLS & EQUIPMENT

MITER SAW STANDS

Miter Saw Stand

DWX723



SPECIFICATIONS

Support Width	Up to 150"
Weight Capacity	500 lbs
Compatibility	Universal
Tool Weight (With Brackets)	35.0 lbs
Includes	(2) Convertible Work Supports/Stops and (2) Mounting Brackets

Compact Miter Saw Stand

DWX724



SPECIFICATIONS

Support Width	Up to 100"
Weight Capacity	500 lbs
Compatibility	Universal
Tool Weight (With Brackets)	30.0 lbs
Includes	(2) Convertible Work Supports/Stops and (2) Mounting Brackets

MITER SAW STANDS

Work Stand

DWX725



SPECIFICATIONS

Support Width	36"
Weight Capacity	1000 lbs
Compatibility	Universal
Tool Weight	15.4 lbs

Work Stand with Miter Saw Mounting Brackets

DWX725B



SPECIFICATIONS

Support Width	36"
Weight Capacity	1000 lbs
Compatibility	Universal
Tool Weight (With Brackets)	17.1 lbs
Includes	(2) Mounting Brackets

Rolling Miter Saw Stand

DWX726



SPECIFICATIONS

Support Width	Up to 98"
Weight Capacity	300 lbs
Compatibility	Universal
Tool Weight (With Brackets)	67.0 lbs
Includes	(2) Adjustable Work Supports/Stops



CORDED POWER TOOLS & EQUIPMENT

MITER SAW & STAND ATTACHMENTS

Miter Saw Attachments

DW7053



Miter Saw Stand Attachments

DW7027



DW7028



DW7029



DW7084



DW7231



DW7232



AVAILABLE

AVAILABLE		COMPATIBLE TOOLS
DW7053	Miter Saw Dust Bag	All DeWALT Miter Saws
DW7027	Wide Roller Material Support	DWX723 DWX724
DW7028	Miter Saw Stand Extension Support	DWX723 DWX724
DW7029	Wide Miter Saw Stand Material Support and Stop	DWX723 DWX724
DW7084	(2) Crown Stops	DW712, DW713, DW715, DW716, DW716XPS, DW717, DW718, DWS779, DWS780, DHS790
DW7231	(2) Universal Miter Saw Mounting Brackets	DWX723 DWX724 DWX725
DW7232	(2) Convertible Work Supports/Stops	DWX723 DWX724

TABLE SAWS

10" Compact Jobsite Table Saw with Rolling Stand

DWE7491RS



SPECIFICATIONS

Amps	15 A
No Load Speed	4800 rpm
Blade Diameter	10"
Arbor Size	5/8"
Dust Port Diameter	2-1/2"
Depth of Cut at 90°	3-1/8"
Depth of Cut at 45°	2-1/4"
Max Rip to Right of Blade	32-1/2"
Max Rip to Left of Blade	22"
Dado Capacity	13/16"
Tool Weight with Stand	90.0 lbs
Includes	DWE74911 Rolling Stand, 10" 24T Carbide Blade, Blade Guard, Miter Gauge, and Push Stick

10" Compact Jobsite Table Saw with Site-Pro™ Modular Guarding System and Scissor Stand

DWE7491X



SPECIFICATIONS

Amps	15 A
No Load Speed	4800 rpm
Blade Diameter	10"
Arbor Size	5/8"
Dust Port Diameter	2-1/2"
Depth of Cut at 90°	3-1/8"
Depth of Cut at 45°	2-1/4"
Max Rip to Right of Blade	32-1/2"
Max Cut to Left of Blade	22"
Dado Capacity	13/16"
Tool Weight with Stand	58.0 lbs
Includes	Folding Scissor Stand, 10" 24T Carbide Blade, Blade Guard, Miter Gauge, and Push Stick

10" Compact Jobsite Table Saw with Site-Pro™ Modular Guarding System

DWE7480



SPECIFICATIONS

Amps	15 A
No Load Speed	4800 rpm
Blade Diameter	10"
Arbor Size	5/8"
Dust Port Diameter	2-1/2"
Depth of Cut at 90°	3-1/8"
Depth of Cut at 45°	2-1/4"
Max Rip to Right of Blade	24-1/2"
Max Rip to Left of Blade	12"
Tool Weight	48.0 lbs
Includes	10" 24T Carbide Blade, Blade Guard, Miter Gauge, and Push Stick

10" Compact Jobsite Table Saw with Site-Pro™ Modular Guarding System

DW745



SPECIFICATIONS

Amps	15 A
No Load Speed	3850 rpm
Blade Diameter	10"
Arbor Size	5/8"
Dust Port Diameter	2-1/2"
Depth of Cut at 90°	3-1/8"
Depth of Cut at 45°	2-1/4"
Max Rip to Right of Blade	20"
Max Rip to Left of Blade	12"
Tool Weight	45.0 lbs
Includes	10" 24T Carbide Blade, Blade Guard, Miter Gauge, and Push Stick

TABLE SAW STANDS & ATTACHMENTS

Rolling Table Saw Stand

DWE74911



SPECIFICATIONS

Compatible Tools	DCS7485 DWE7480 DWE7490 DWE7491 DWE7499 DW745
------------------	--

Table Saw Scissor Stand

DW7451



SPECIFICATIONS

Compatible Tools	DCS7485 DWE7480 DW745
------------------	-----------------------------

Rolling Table Saw Stand

DW7440RS



SPECIFICATIONS

Compatible Tools	DW744
------------------	-------

Dado Throatplate for 10" Portable Table Saw

DWE7402DI



SPECIFICATIONS

Compatible Tools	DWE7490 DWE7491
------------------	--------------------

Dado Throatplate for DW744X

DW7444



SPECIFICATIONS

Compatible Tools	DW744
------------------	-------

TRACKSAW™, BLADES, & ATTACHMENTS

6-1/2" TrackSaw™ Kit
DWS520K



SPECIFICATIONS	
Amps	10 A
Max Watts Out	1300 MWO
No Load Speed	1750-4000 rpm
Blade Diameter	6-1/2"
Bevel Capacity	47°
90° Cut Capacity	2-1/8"
45° Cut Capacity	1-5/8"
Tool Weight	11.5 lbs
Includes	6-1/2" 48T Ultra-Fine Finishing Blade and Blade Change Wrench

AVAILABLE

DWS520SK	Also Includes: 59" TrackSaw™ Track
DWS520CK	Also Includes: 59" TrackSaw™ Track and 102" TrackSaw™ Track



DWS520SK



DWS520CK

TrackSaw™ Blades and Attachments

DWAF16542 DWS5020 DWS5022 DWS5023 DWS5025



DWS5026 DWS5029 DWS5031 DWS5032



AVAILABLE

DWAF16542	Precision Ground Woodworking Blade for TrackSaw™ System- 42T
DWS5020	46" TrackSaw™ Track
DWS5022	59" TrackSaw™ Track
DWS5023	102" TrackSaw™ Track
DWS5025	TrackSaw™ Track Bag
DWS5026	TrackSaw™ Track Clamps
DWS5029	TrackSaw™ Replacement Zero-Clearance Anti-Splinter Strip
DWS5031	TrackSaw™ Router Adapter
DWS5032	TrackSaw™ Replacement Friction Strip

TILE SAWS & TILE SAW STAND

10" Wet Tile Saw with Stand
D24000S



SPECIFICATIONS	
Amps	15 A
Max Horsepower	1.5 HP
No Load Speed	4200 rpm
Blade Diameter	10"
Bevel Capacity	45°
Rip Capacity	25"
Rip Capacity with Plunge	28"
Diagonal Cut Capacity	18" x 18" Tile
Max Depth of Cut	3-1/8"
Tool Weight	69.0 lbs
Includes	D24001 Wet Tile Saw Stand, 10" Porcelain Tile Blade, Sumpersible Pump, Water Pan, Side and Rear Water Trays, Cutting Cart Side Extension, Angle/Rip Guide, Blade Change Wrench, and Hex Wrench

10" Wet Tile Saw
D24000



SPECIFICATIONS	
Amps	15 A
Max Horsepower	1.5 HP
No Load Speed	4200 rpm
Blade Diameter	10"
Bevel Capacity	45°
Rip Capacity	25"
Rip Capacity with Plunge	28"
Diagonal Cut Capacity	18" Tile
Max Depth of Cut	3-1/8"
Tool Weight	69.0 lbs
Includes	10" Porcelain Tile Blade, Sumpersible Pump, Water Pan, Side and Rear Water Trays, Cutting Cart Side Extension, Angle/Rip Guide, Blade Change Wrench, and Hex Wrench

4-3/8" Wet/Dry Handheld Tile Saw
DWC860W



SPECIFICATIONS	
Amps	10.8 A
Max Horsepower	1.7 HP
No Load Speed	13,000 rpm
Blade Diameter	4-3/8"
Bevel Capacity	45°
Max Depth of Cut	1-3/8"
Tool Weight	6.6 lbs
Includes	12" Water Line and Regulator, 4-3/8" Diamond Blade, and (2) Blade Change Wrenches

Wet Tile Saw Stand
D24001



SPECIFICATIONS	
Compatible Tools	D24000
Adjustable Legs	Yes
Tool Weight	13.0 lbs

CORDED POWER TOOLS & EQUIPMENT

CIRCULAR SAWS & DUST COLLECTION ADAPTER

7-1/4" Worm Drive Circular Saw with Electric Brake

DWS535B



SPECIFICATIONS

Amps	15 A
No Load Speed	5200 rpm
Blade Diameter	7-1/4"
Bevel Capacity	0-57°
Bevel Stops	22.5° & 45°
90° Cut Capacity	2-9/16"
45° Cut Capacity	2"
Electric Brake	No
Tool Weight	8.8 lbs
Includes	7-1/4" Circular Saw Blade and Blade Change Wrench

7-1/4" Lightweight Circular Saw with Electric Brake

DWE575SB



SPECIFICATIONS

Amps	15 A
No Load Speed	5200 rpm
Blade Diameter	7-1/4"
Bevel Capacity	0-57°
Bevel Stops	22.5° & 45°
90° Cut Capacity	2-9/16"
45° Cut Capacity	2"
Electric Brake	Yes
Tool Weight	8.8 lbs
Includes	7-1/4" Circular Saw Blade and Blade Change Wrench

7-1/4" Lightweight Circular Saw

DWE575



SPECIFICATIONS

Amps	15 A
No Load Speed	4800 rpm
Blade Diameter	7-1/4"
Bevel Capacity	0-53°
90° Cut Capacity	2-7/16"
45° Cut Capacity	1-7/8"
Electric Brake	Yes
Tool Weight	13.8 lbs
Includes	7-1/4" Circular Saw Blade and Blade Change Wrench

Dust Collection Adapter

DWE575DC



SPECIFICATIONS

Compatible Tools	DCS575 DCS570 DWE575
Includes	Adapter only Tool Sold Separately.

RECIPROCATING SAWS

13 Amp Reciprocating Saw Kit

DW311K



SPECIFICATIONS

Amps	13 A
Strokes / Min	0-2700 spm
Stroke Length	1-1/8"
Keyless Blade Clamp	Yes, Twist
Shoe Type	Adjustable, Pivoting
Variable Speed Trigger	Yes
Variable Speed Dial	Yes
Orbital Action	Yes
Tool Weight	9.0 lbs
Includes	Kit Box

12 Amp Reciprocating Saw

DWE305



SPECIFICATIONS

Amps	12 A
Strokes / Min	0-2900 spm
Stroke Length	1-1/8"
Keyless Blade Clamp	Yes, 4-Position
Shoe Type	Fixed
Variable Speed Trigger	Yes
Variable Speed Dial	No
Orbital Action	No
Tool Weight	7.0 lbs

12 Amp Compact Reciprocating Saw

DWE357



SPECIFICATIONS

Amps	12 A
Strokes / Min	0-3000 spm
Stroke Length	1-1/8"
Keyless Blade Clamp	Yes, 4-Position
Shoe Type	Pivoting
Variable Speed Trigger	Yes
Variable Speed Dial	No
Orbital Action	No
Tool Weight	6.8 lbs

10 Amp Reciprocating Saw

DWE304



SPECIFICATIONS

Amps	10 A
Strokes / Min	0-2800 spm
Stroke Length	1-1/8"
Keyless Blade Clamp	Yes, 4-Position
Shoe Type	Fixed
Variable Speed Trigger	Yes
Variable Speed Dial	No
Orbital Action	No
Tool Weight	7.0 lbs

JIG SAWS

Variable Speed Top-Handle Jig Saw Kit

DW331K



SPECIFICATIONS

Amps	6.5 A
Strokes / Min	500-3100 spm
Stroke Length	1"
Variable Speed	Yes, Dial
Keyless Blade Change	Yes
Keyless Bevel Adjustment	Yes
Bevel Capacity	45°
Dust Blower	Yes
Orbital Action	Yes, 4-Position
Blade Type	T-Shank
Tool Weight	6.4 lbs
Includes	Kit Box

Compact Jig Saw Kit

DW317K



SPECIFICATIONS

Amps	5.5 A
Strokes / Min	0-3100 spm
Stroke Length	1"
Variable Speed	Yes, Dial
Keyless Blade Change	Yes
Keyless Bevel Adjustment	No
Bevel Capacity	45°
Dust Blower	Yes
Orbital Action	Yes, 4-Position
Blade Type	T-Shank
Tool Weight	6.2 lbs
Includes	Kit Bag

SCROLL SAW & SCROLL SAW ATTACHMENTS

20" Variable Speed Scroll Saw
DW788



SPECIFICATIONS

Amps	1.3 A
Strokes / Min	400-1750 spm
Stroke Length	3/4"
Depth of Cut	2"
Tool Weight	56.0 lbs
Includes	Blades and Hex Wrench

Scroll Saw Stand
DW7880



SPECIFICATIONS

Compatible Tools	DW788
Adjustable Legs	Yes

Scroll Saw Flexible Neck Worklight
DW7881



SPECIFICATIONS

Compatible Tools	DW788
Neck Length	22"
Includes	25 Watt Bulb

OSCILLATING TOOL

Oscillating Multi-Tool Kit
DWE315K



SPECIFICATIONS

Amps	3 A
Oscillations / Min	0-22,000 opm
Oscillation Angle	1.6°
Variable Speed	Yes, Trigger
Tool-Free Accessory Change	Yes
LED	Yes
Tool Length	13"
Tool Weight	3.1 lbs
Includes	DEWALT Oscillating Tool Guide System, Bi-Metal Plunge Cut Blade, Fast Cut Wood Blade, Semi-Circle Flush Cut Blade, Sanding Pad, (25) Sheets of Sand Paper, Accessory Storage Box, Multi-Brand Accessory Adapter, and Kit Bag

CUT-OUT TOOL

Cut-Out Tool
DW660



SPECIFICATIONS

Amps	5 A
No Load Speed	30,000 rpm
Collet Diameter	1/8", 1/4"
Adjustable Guide	Yes
Spindle Lock	Yes
Tool Length	10"
Tool Weight	3.2"
Includes	Drywall Cutting Bit, 1/4" Collet, and 1/8" Collet

CORDED POWER TOOLS & EQUIPMENT



SANDERS

5" Variable Speed Random Orbit Sander Kit

DWE6423K



SPECIFICATIONS

Amps	3 A
Orbits / Min	8000-12,000 opm
Orbit Diameter	3/32"
Dust Collection	Yes
Pad Type	8 Hole Hook & Loop
Dust-Sealed Switch	Yes
Pad Brake	Yes
Tool Weight (Tool only)	2.9 lbs
Includes	Dust Bag and Kit Bag

5" Random Orbit PSA Sander

DWE6420



SPECIFICATIONS

Amps	3 A
Orbits / Min	12,000 opm
Orbit Diameter	3/32"
Dust Collection	Yes
Pad Type	8 Hole PSA
Dust-Sealed Switch	Yes
Pad Brake	Yes
Tool Weight (Tool only)	2.9 lbs
Includes	Dust Bag

5" Random Orbit Sander Kit

DWE6421K



SPECIFICATIONS

Amps	3 A
Orbits / Min	12,000 opm
Orbit Diameter	3/32"
Dust Collection	Yes
Pad Type	8 Hole Hook & Loop
Dust-Sealed Switch	Yes
Pad Brake	Yes
Tool Weight (Tool only)	2.9 lbs
Includes	Dust Bag and Kit Bag

5" Random Orbit Sander

DWE6421



SPECIFICATIONS

Amps	3 A
Orbits / Min	12,000 opm
Orbit Diameter	3/32"
Dust Collection	Yes
Pad Type	8 Hole Hook & Loop
Dust-Sealed Switch	Yes
Pad Brake	Yes
Tool Weight (Tool only)	2.9 lbs
Includes	Dust Bag

1/4 Sheet Sander Kit

DWE6411K



SPECIFICATIONS

Amps	2.3 A
Orbits / Min	14,000 opm
Dust Collection	Yes
Pad Type	1/4 Sheet
Dust-Sealed Switch	Yes
Tool Weight (Tool only)	2.8 lbs
Includes	Dust Bag, Paper Punch, and Kit Bag

1/4 Sheet Sander

DWE6411



SPECIFICATIONS

Amps	2.3 A
Orbits / Min	14,000 opm
Dust Collection	Yes
Pad Type	1/4 Sheet
Dust-Sealed Switch	Yes
Tool Weight (Tool only)	2.8 lbs
Includes	Dust Bag and Paper Punch

5" Variable Speed Disc Sander with Dust Shroud

DWE6401DS



SPECIFICATIONS

Amps	6 A
Orbits / Min	0-3700 opm
Dust Collection	Yes
Pad Type	8 Hole Hook & Loop
Dust-Sealed Switch	No
Pad Brake	No
Tool Weight (Tool only)	4.0 lbs
Includes	5" 8 Hole Hook & Loop Pad, Dust Shroud, and Wrench

CORDED POWER TOOLS & EQUIPMENT

SANDING PADS

5" Medium Sanding Pads



AVAILABLE		DIA.	# OF HOLES	MOUNTING METHOD	DUST EXTRACTION COMPATIBLE	COMPATIBLE TOOLS
DWE64233	5" Medium Sanding Pad	5"	8	Hook & Loop	Yes	DWE6423K, DWE6421, DWE6421K
DW4382	5" Medium Sanding Pad	5"	0	PSA	No	D26450, D26451, D26451K, D26453K, D26456
DW4385	5" Medium Sanding Pad	5"	8	PSA	Yes	DW421, DW421D, DW422, DW422D, DW423, DW423D
DW4388	5" Medium Sanding Pad	5"	8	Hook & Loop	Yes	D26450, D26451, D26451K, D26453K, D26456

THICKNESS PLANERS & ATTACHMENTS

13", 3-Knife, 2-Speed Thickness Planer

DW735X



SPECIFICATIONS

Amps	15 A
Max Depth of Cut	1/8"
Material Thickness Capacity	6"
Material Width Capacity	13"
# of Speed Settings	2
Cuts / Inch	96/179 cpi
Tool Weight (Tool only)	92.0 lbs
Includes	Infeed and Outfeed Tables, Dust Hose Adapter, and (3) Replacement Reversible Knives

13", 3-Knife, 2-Speed Thickness Planer

DW735



SPECIFICATIONS

Amps	15 A
Max Depth of Cut	1/8"
Material Thickness Capacity	6"
Material Width Capacity	13"
# of Speed Settings	2
Cuts / Inch	96/179 cpi
Tool Weight (Tool only)	92.0 lbs
Includes	Dust Hose Adapter, Thickness planer crank handle, blade change T-Wrench

12-1/2" Thickness Planer with 3-Knife Cutter Head

DW734



SPECIFICATIONS

Amps	15 A
Max Depth of Cut	1/8"
Material Thickness Capacity	6"
Material Width Capacity	12-1/2"
# of Speed Settings	1
Cuts / Inch	96 cpi
Tool Weight (Tool only)	80.0 lbs
Includes	Dust Hood

Mobile Stand

DW7350



SPECIFICATIONS

Compatible Tools	DW735, DW735X, DW734
------------------	----------------------

13" Folding Tables

DW7351



SPECIFICATIONS

Compatible Tools	DW735, DW735X
------------------	---------------

HAND PLANERS

3-1/4" Portable Hand Planer

D26676



SPECIFICATIONS

Amps	5.5 A
No Load Speed	17,000 rpm
Max Depth of Cut	1/16"
Max Width of Cut	3-1/4"
Rabbeting Depth	23/64"
Tool Weight (Tool only)	6.0 lbs
Includes	(2) Resharpenable High-Speed Steel Blades (Installed), Rabbeting Fence, Blade Depth Setting Gauge, Blade Resharpener Tool, and Blade Change Wrench

3-1/4" Hand Planer Kit

DW680K



SPECIFICATIONS

Amps	7 A
No Load Speed	15,000 rpm
Max Depth of Cut	3/32"
Max Width of Cut	3-1/4"
Rabbeting Depth	1/2"
Tool Weight (Tool only)	6.2 lbs
Includes	(2) Resharpenable High-Speed Steel Blades (Installed), Rabbeting Fence, Blade Change Wrench, and Kit Box

3-1/4" Portable Hand Planer Kit

D26677K



SPECIFICATIONS

Amps	5.5 A
No Load Speed	17,000 rpm
Max Depth of Cut	1/16"
Max Width of Cut	3-1/4"
Rabbeting Depth	23/64"
Tool Weight (Tool only)	6.0 lbs
Includes	(2) Resharpenable High-Speed Steel Blades (Installed), Rabbeting Fence, Blade Depth Setting Gauge, Dust Adapter, Blade Change Wrench, and Kit Box

THICKNESS & HAND PLANER ACCESSORIES

Planer Accessories

DW7352

DW6654

DW6655



AVAILABLE

DW7352	(3) 13" Disposable, Reversible Knives
DW7352-2	(3) 13" Disposable, Reversible Knives (2 Pack)
DW7342	(3) 12-1/2" Disposable, Reversible Knives
DW6654	(2) Reversible Carbide Blades
DW6655	(2) High-Speed Steel Blades

COMPATIBLE TOOLS

DW735, DW735X
DW735, DW735X
DW734
DCP580B, DW680K, D26676, D26677K, DW678K
DW680K, D26676, D26677K

PLATE JOINER, ACCESSORIES, & BISCUITS

Plate Joiner Kit

DW682K



SPECIFICATIONS

Amps	6.5 A
No Load Speed	10,000 rpm
Fence Type	Dual Rack & Pinion
Fence Tilt	0-90°
Max Depth of Cut	20 mm
Arbor	7/8"
Accepted Biscuit Sizes	0, 10, 20
Preset Stops	0, 10, 20
Tool Weight (Tool only)	6.6 lbs
Includes	Carbide Blade, Dust Bag, Vacuum Adapter, Torx Key, Wrench, and Kit Box

Plate Joiner Blade

DW6805



SPECIFICATIONS

Compatible Tools	DW682
Type	Carbide Tip
Teeth / Inch	6 tpi

Biscuits



AVAILABLE

DW6800	(75) No. 0 Size Biscuits
DW6804	(150) No. 0 Size Biscuits
DW6810	(75) No. 10 Size Biscuits
DW6815	(150) No. 10 Size Biscuits
DW6820	(75) No. 20 Size Biscuits
DW6825	(150) No. 20 Size Biscuits

ROUTERS

Laminate Trimmer

DWE6000



SPECIFICATIONS

Amps	4.5 A
No Load Speed	31,000 rpm
Collet Diameter	1/4"
Depth Stop	Micro-Fine Ring
Spindle Lock	Yes
LEDs	Yes
Tool Weight (Tool only)	4.6 lbs
Includes	Standard Base and Collet Wrench

Variable Speed Compact Router

DWP611



SPECIFICATIONS

Amps	7 A
Max Horsepower	1.25 HP
No Load Speed	16,000-27,000 rpm
Collet Diameter	1/4"
Depth Stop	Micro-Fine Ring
Base Width	4"
Spindle Lock	Yes, 12-Position
LEDs	Yes
Tool Weight (Tool only)	4.1 lbs
Includes	Standard Base and Collet Wrench

Variable Speed Compact Router Kit

DWP611PK



SPECIFICATIONS

Amps	7 A
Max Horsepower	1.25 HP
No Load Speed	16,000-27,000 rpm
Collet Diameter	1/4"
Max Plunge Depth	2"
Depth Stop	Micro-Fine Ring
Base Width	Standard: 4" Plunge: 4-3/8" x 5-3/4"
Spindle Lock	Yes, 12-Position
LEDs	Yes, 2
Tool Weight (Tool only)	7.7 lbs
Includes	Standard Base, DNP612 Plunge Base, Collet Wrench, and Kit Bag

Fixed Base / Plunge Base Router Kit

DW616PK



SPECIFICATIONS

Amps	11 A
Max Horsepower	1.75 HP
No Load Speed	24,500 rpm
Collet Diameter	1/4", 1/2"
Max Plunge Depth	2-1/2"
Depth Stop	Micro-Fine Ring
Base Width	6"
Spindle Lock	No
LEDs	No
Tool Weight (Tool only)	7.1 lbs
Includes	DW6184 Fixed Base, DW6182 Plunge Base, Sub-Base, 1/4" and 1/2" Collets, Vacuum Adapter, Concentricity Gauge, (2) Collet Wrenches, and Kit Box

Fixed Base Router

DW616



SPECIFICATIONS

Amps	11 A
Max Horsepower	1.75 HP
No Load Speed	24,500 rpm
Collet Diameter	1/4", 1/2"
Depth Stop	Micro-Fine Ring
Base Width	6"
Spindle Lock	No
LEDs	No
Tool Weight (Tool only)	7.1 lbs
Includes	DW6184 Fixed Base, Sub-Base, 1/4" and 1/2" Collets, Concentricity Gauge, and (2) Collet Wrenches
Also Available	DW616K Also Includes: Kit Bag

Electronic Variable Speed Fixed Base Router with Soft Start

DW618



SPECIFICATIONS

Amps	12 A
Max Horsepower	2.25 HP
No Load Speed	8000-24,000 rpm
Collet Diameter	1/4", 1/2"
Depth Stop	Micro-Fine Ring
Base Width	6"
Spindle Lock	Yes
LEDs	No
Tool Weight (Tool only)	7.2 lbs
Includes	DW6184 Fixed Base, 1/4" and 1/2" Collets, Large Hole Sub-Base, and Collet Wrench
Also Available	DW618K Also Includes: Kit Bag

ROUTERS

D-Handle Electronic Variable Speed Fixed Base Router with Soft Start

DW618D



SPECIFICATIONS

Amps	12 A
Max Horsepower	2.25 HP
No Load Speed	8000-24,000 rpm
Collet Diameter	1/4", 1/2"
Depth Stop	Micro-Fine Ring
Base Width	6"
Spindle Lock	Yes
LEDs	No
Tool Weight (Tool only)	7.1 lbs
Includes	DW6183 D-Handle Fixed Base, 1/4" and 1/2" Collets, and Collet Wrench

Electronic Variable Speed Fixed Base / Plunge Base Router Kit with Soft Start

DW618PK



SPECIFICATIONS

Amps	12 A
Max Horsepower	2.25 HP
No Load Speed	8000-24,000 rpm
Collet Diameter	1/4", 1/2"
Plunge Depth	2-1/2"
Depth Stop	Micro-Fine Ring, 3-Stage Turret Stop
Base Width	6"
Spindle Lock	Yes
LEDs	No
Tool Weight (Tool only)	7.2 lbs
Includes	DW6184 Fixed Base, DW6182 Plunge Base, Large Hole Sub-Base, Vacuum Adapter, 1/4" and 1/2" Collets, Collet Wrench, and Kit Bag

Electronic Variable Speed Fixed Base / Plunge Base Router Kit with Soft Start

DW618PKB



SPECIFICATIONS

Amps	12 A
Max Horsepower	2.25 HP
No Load Speed	8000-24,000 rpm
Collet Diameter	1/4", 1/2"
Plunge Depth	2-1/2"
Depth Stop	Micro-Fine Ring, 3-Stage Turret Stop
Base Width	6"
Spindle Lock	Yes
LEDs	No
Tool Weight (Tool only)	10.1 lbs
Includes	DW6184 Fixed Base, DW6182 Plunge Base, Large Hole Sub-Base, Vacuum Adapter, 1/4" and 1/2" Collets, Collet Wrench, and Kit Box

Electronic Variable Speed 3-Base Router Kit with Soft Start

DW618B3



SPECIFICATIONS

Amps	12 A
Max Horsepower	2.25 HP
No Load Speed	8000-24,000 rpm
Collet Diameter	1/4", 1/2"
Plunge Depth	2-1/2"
Depth Stop	Micro-Fine Ring, 3-Stage Turret Stop
Base Width	6"
Spindle Lock	Yes
LEDs	No
Tool Weight (Tool only)	10.1 lbs
Includes	DW6184 Fixed Base, DW6182 Plunge Base, DW6183 D-Handle Fixed Base, Large Hole Sub-Base, DW913 Edge Guide, Vacuum Adapter, 1/4" and 1/2" Collets, Sub-Base Concentricity Gauge, Cord Set, Collet Wrench, and Kit Box

Electronic Variable Speed Plunge Router

DW621



SPECIFICATIONS

Amps	10 A
Max Horsepower	2.0 HP
No Load Speed	8000-24,000 rpm
Collet Diameter	1/4", 1/2"
Plunge Depth	2-1/8"
Depth Stop	3-Stage Turret Stop
Base Width	4-5/16" x 6-1/4"
Spindle Lock	Yes
LEDs	No
Tool Weight (Tool only)	9.0 lbs
Includes	1/4" and 1/2" Collets, Universal Template Guide Adapter, and Collet Wrench

Electronic Variable Speed Plunge Router with Soft Start

DW625



SPECIFICATIONS

Amps	15 A
Max Horsepower	3.0 HP
No Load Speed	8000-24,000 rpm
Collet Diameter	1/4", 1/2"
Plunge Depth	2-7/16"
Depth Stop	3-Stage Turret Stop
Base Width	5-5/8" x 6-11/16"
Spindle Lock	Yes
LEDs	No
Tool Weight (Tool only)	11.2 lbs
Includes	1/4" and 1/2" Collets, Dust Extractor Adapter, Universal Template Guide Adapter, and Collet Wrench

CORDED POWER TOOLS & EQUIPMENT

ROUTER ATTACHMENTS & PARTS

Router Attachments & Parts

DNP613



DNP614



DNP615



DNP617



DNP618



DW6182



AVAILABLE

DNP613	Round Sub-Base
DNP614	D-Shaped Sub-Base
DNP615	Fixed Base Dust Adapter
DNP616	Plunge Base Dust Adapter
DNP617	Centering Cone
DNP618	Compact Router Edge Guide
DW6182	Plunge Base
DW6183	D-Handle Fixed Base
DW6184	Fixed Base
DW6188**	Template Guide Set
DW6902**	1/4" Collet
DW6904**	3/8" Collet
DW6905**	1/2" Collet
DW6913	Universal Edge Guide with Dust Collection
DW6966**	Fine Depth Adjuster
DWE6014	Laminate Trimmer D-Shaped Sub-Base

COMPATIBLE TOOLS

DWP611, DWP611K
DWP611, DWP611K
DWP611, DWP611K
DNP612
DWP611, DWP611K
DWP611, DWP611K
DW616, DW618
DW616, DW619
DW616, DW620
Universal
DW625
DW625
DW625
Universal
DW625
DWE6000

**Service part

1/2" SPECIALTY DRILLS

1/2" Variable Speed Reversing Stud & Joist Drill with Clutch & E-Clutch® System

DWD460



SPECIFICATIONS

Amps	11 A
Max Power	1015 UWO
No Load Speed	0-330/0-1300 rpm
Chuck Size	1/2"
Chuck Type	Keyed, Metal
Lock-On	No
Capacity in Wood	1-1/2" Auger Bit
Capacity in Steel	1/2" Twist Bit 5" Hole Saw
Tool Weight (Tool only)	11.7 lbs
Includes	2-Position Side Handle, Bail Handle, Chuck Key with Holder

AVAILABLE

DWD460K	Includes: 2-Position Side Handle, Bail Handle, Chuck Key with Holder, and Kit Box
---------	---



1/2" Stud & Joist Drill Kit

DW124K



SPECIFICATIONS

Amps	11.5 A
Max Power	850 UWO
No Load Speed	0-330/0-1200 rpm
Chuck Size	1/2"
Chuck Type	Keyed, Metal
Lock-On	No
Capacity in Wood	1-1/2" Auger Bit
Capacity in Steel	1/2" Twist Bit 5" Hole Saw
Tool Weight (Tool only)	13.5 lbs
Includes	2-Position Side Handle, Bail Handle, Chuck Key with Holder, and Kit Box

AVAILABLE

DWD460K	Includes: 2-Position Side Handle, Bail Handle, and Chuck Key with Holder
---------	--



DW124

1/2" Variable Speed Reversing Stud & Joist Drill with Clutch

DWD450



SPECIFICATIONS

Amps	11 A
Max Power	1015 UWO
No Load Speed	0-330/0-1300 rpm
Chuck Size	1/2"
Chuck Type	Keyed, Metal
Lock-On	No
Capacity in Wood	1-1/2" Auger Bit
Capacity in Steel	1/2" Twist Bit 5" Hole Saw
Tool Weight (Tool only)	11.2 lbs
Includes	2-Position Side Handle, Bail Handle, and Chuck Key with Holder

1/2" Spade Handle Drill

DW130V



SPECIFICATIONS

Amps	9 A
Max Power	600 UWO
No Load Speed	0-550 rpm
Chuck Size	1/2"
Chuck Type	Keyed, Metal
Lock-On	No
Capacity in Wood	1-1/2" Auger Bit
Capacity in Steel	1/2" Twist Bit 3" Hole Saw
Tool Weight (Tool only)	7.5 lbs
Includes	2-Position Side Handle, 2-Position Rear Spade Handle, and Chuck Key with Holder

MAGNETIC DRILL PRESS

2" 2-Speed Magnetic Drill Press

DWE1622K



SPECIFICATIONS

Amps	10 A
No Load Speed	300/450 rpm
Chuck Type	Quick Change Chuck System for 3/4" Weldon Shank or 1/2" Keyed Chuck
Max Annular Cutter Diameter	2"
Max Twist Bit Diameter	13/16"
Length of Travel	4-3/8"
Drill Point Pressure**	741 lbs
Overload Protection	Yes
Tool Height	14-1/4"
Tool Weight (Tool only)	33.0 lbs
Includes	Quick Change 1/2" Keyed Chuck, Gravity Feed Coolant System with Magnetic Bracket, Safety Chain, Adjustment Tools, and Kit Box



PERFORM PROTECT™

DUST



PERFORM & PROTECT™ grinding, cutting, and drilling shrouds reduce the amount of air-borne dust exposure, increase user visibility, and cut down on tool maintenance costs.

DeWALT offers **220+** OSHA Table 1 Compliant dust solutions within our PERFORM & PROTECT™ line.

CONTROL



KICKBACK BRAKE™ engages when a pinch, stall, or bind-up event is sensed to shut the grinder off.



E-CLUTCH® SYSTEM
The DeWALT anti-rotation E-Clutch® system, offers technology capable of detecting the motion of the tool. This feature senses the motion of the tool and shuts it down if necessary. The red indicator LED illuminates when the E-Clutch® system is engaged.



LANYARD READY™ integrated solutions to tether select corded and cordless tools to rigid structures when working at height with a maximum lanyard length of 2m, helping to secure the tool in case it is dropped.

VIBRATION



SHOCKS ACTIVE VIBRATION CONTROL® SYSTEM reduces vibration felt by the user at the handles.

20% LESS VIBRATION

compared to hammers without such systems.

CORDED POWER TOOLS & EQUIPMENT

SDS PLUS® ROTARY HAMMERS

1" Pistol Grip SDS Plus® Rotary Hammer Kit

D25133K



SPECIFICATIONS

Amps	8 A
Impact Energy	2.6 Joules**
No Load Speed	0-1100 rpm
Blows / Min	0-4600 bpm
Vibration Measurement	-
Vibration Control	No
Torque Control	Yes, Integral Clutch
Optimal Drilling Range	5/32" - 5/8"
Tool Weight (Tool only)	5.7 lbs
Service Contract	1 Years Free Service
Includes	360° Side Handle with Depth Rod and Kit Box

1" D-Handle SDS Plus® Rotary Hammer Kit

D25262K



SPECIFICATIONS

Amps	8 A
Impact Energy	2.8 Joules**
No Load Speed	0-1500 rpm
Blows / Min	0-5540 bpm
Vibration Measurement	9.6 m/s ²
Vibration Control	Yes, SHOCKS™
Torque Control	Yes, Integral Clutch
Optimal Drilling Range	5/32" - 5/8"
Tool Weight (Tool only)	6.6 lbs
Service Contract	2 Years Free Service
Includes	360° Side Handle with Depth Rod and Kit Box

1-1/8" D-Handle SDS Plus® Rotary Hammer Kit

D25263K



SPECIFICATIONS

Amps	8.5 A
Impact Energy	3.0 Joules**
No Load Speed	0-1450 rpm
Blows / Min	0-5350 bpm
Vibration Measurement	9.8 m/s ²
Vibration Control	Yes, SHOCKS™
Torque Control	Yes, Integral Clutch
Optimal Drilling Range	1/4" - 3/4"
Tool Weight (Tool only)	6.6 lbs
Service Contract	2 Years Free Service
Includes	360° Side Handle with Depth Rod and Kit Box

1-1/8" L-Shape SDS Plus® Rotary Hammer Kit

D25333K



SPECIFICATIONS

Amps	8.5 A
Impact Energy	3.5 Joules**
No Load Speed	0-1000 rpm
Blows / Min	0-4480 bpm
Vibration Measurement	7.5 m/s ²
Vibration Control	Yes, SHOCKS™
Torque Control	Yes, Integral Clutch
Optimal Drilling Range	1/4" - 7/8"
Tool Weight (Tool only)	8.1 lbs
Service Contract	2 Years Free Service
Includes	360° Side Handle and Kit Box

** According to EPTA -Procedure 05/2009

SDS PLUS® ROTARY HAMMERS

1-1/8" L-Shape SDS Plus® Rotary Hammer with Dust Collection Kit

D25333KDH



SPECIFICATIONS

Amps	8.5 A
Impact Energy	3.5 Joules**
No Load Speed	0-1000 rpm
Blows / Min	0-4480 bpm
Vibration Measurement	7.5 m/s ²
Vibration Control	Yes, SHOCKS™
Torque Control	Yes, Integral Clutch
Optimal Drilling Range	1/4" - 7/8"
Tool Weight (Tool only)	8.1 lbs
Service Contract	2 Years Free Service
Includes	DWH304DH OSHA Compliant Dust Extractor, 360° Side Handle, Depth Rod, and Kit Box

1-1/8" L-Shape SDS Plus® Rotary Hammer Kit

D25416K



SPECIFICATIONS

Amps	8.5 A
Impact Energy	4.2 Joules**
No Load Speed	0-820 rpm
Blows / Min	0-4700 bpm
Vibration Measurement	8.2 m/s ²
Vibration Control	Yes, SHOCKS™
Torque Control	Yes, E-Clutch® and Integral Clutch
Optimal Drilling Range	1/2" - 7/8"
Tool Weight (Tool only)	9.2 lbs
Service Contract	2 Years Free Service
Includes	360° Side Handle with Depth Rod and Kit Box



SDS MAX COMBINATION HAMMERS

1-9/16" SDS Max Combination Hammer Kit

D25481K



SPECIFICATIONS

Amps	10.5 A
Impact Energy	6.1 Joules**
No Load Speed	0-540 rpm
Blows / Min	0-3150 bpm
Vibration Measurement	9.4 m/s ²
Vibration Control	Yes, SHOCKS™
Torque Control	Yes, Integral Clutch
Optimal Drilling Range	1/2" - 1-1/8"
Tool Weight (Tool only)	13.0 lbs
Service Contract	2 Years Free Service
Includes	360° Side Handle and Kit Box

1-3/4" SDS Max Combination Hammer Kit

D25604K



SPECIFICATIONS

Amps	13.5 A
Impact Energy	8.0 Joules**
No Load Speed	210-415 rpm
Blows / Min	1430-2840 bpm
Vibration Measurement	9.1 m/s ²
Vibration Control	Yes, SHOCKS™
Torque Control	Yes, E-Clutch® and Integral Clutch
Optimal Drilling Range	5/8" - 1-1/4"
Tool Weight (Tool only)	15.1 lbs
Service Contract	2 Years Free Service
Includes	360° Side Handle and Kit Box

1-7/8" SDS Max Combination Hammer Kit

D25733K



SPECIFICATIONS

Amps	15 A
Impact Energy	13.3 Joules**
No Load Speed	177-355 rpm
Blows / Min	1352-2705 bpm
Vibration Measurement	9.6 m/s ²
Vibration Control	Yes, SHOCKS™
Torque Control	Yes, E-Clutch® and Integral Clutch
Optimal Drilling Range	3/4" - 1-3/4"
Tool Connect Tag Ready™	Yes
Tool Weight (Tool only)	15.0 lbs
Service Contract	2 Years Free Service
Includes	360° Side Handle and Kit Box

2" SDS Max Combination Hammer Kit

D25773K



SPECIFICATIONS

Amps	15 A
Impact Energy	19.4 Joules**
No Load Speed	145-290 rpm
Blows / Min	1105-2210 bpm
Vibration Measurement	12.4 m/s ²
Vibration Control	Yes, SHOCKS™
Torque Control	Yes, Integral Clutch
Optimal Drilling Range	7/8" - 1-7/8"
Tool Weight (Tool only)	16.0 lbs
Service Contract	2 Years Free Service
Includes	360° Side Handle and Kit Box

SDS MAX CHIPPING HAMMERS

12 lbs SDS Max Chipping Hammer Kit

D25810K



SPECIFICATIONS

Amps	10.5 A
Impact Energy	7.0 Joules**
Blows / Min	0-3150 bpm
Vibration Measurement	9.4 m/s ²
Vibration Control	Yes, SHOCKS™
Optimal Chipping Range	Up to 4"
Optimal Chipping Orientation	Mid/Upper Wall, Ceiling
Tool Weight (Tool only)	12.0 lbs
Service Contract	2 Years Free Service
Includes	360° Side Handle and Kit Box

14 lbs SDS Max Chipping Hammer Kit

D25831K



SPECIFICATIONS

Amps	13.5 A
Impact Energy	8.0 Joules**
Blows / Min	1430-2840 bpm
Vibration Measurement	18.3 m/s ²
Vibration Control	Yes, SHOCKS™
Optimal Chipping Range	Up to 4"
Optimal Chipping Orientation	Mid/Upper Wall
Tool Weight (Tool only)	13.6 lbs
Service Contract	2 Years Free Service
Includes	360° Bail Handle and Kit Box

19 lbs SDS Max Chipping Hammer Kit

D25872K



SPECIFICATIONS

Amps	15 A
Impact Energy	13.3 Joules**
Blows / Min	1260-2520 bpm
Vibration Measurement	18.3 m/s ²
Vibration Control	Yes, SHOCKS™
Optimal Chipping Range	Up to 5"
Optimal Chipping Orientation	Mid/Upper Wall, Bushing
Tool Connect Tag Ready™	Yes
Tool Weight (Tool only)	19.0 lbs
Service Contract	2 Years Free Service
Includes	360° Bail Handle and Kit Box

22 lbs SDS Max Chipping Hammer Kit

D25892K



SPECIFICATIONS

Amps	15 A
Impact Energy	19.4 Joules**
Blows / Min	1105-2210 bpm
Vibration Measurement	18.3 m/s ²
Vibration Control	Yes, SHOCKS™
Optimal Chipping Range	Up to 5"
Optimal Chipping Orientation	Mid Wall, Bushing
Tool Connect Tag Ready™	Yes
Tool Weight (Tool only)	22.0 lbs
Service Contract	2 Years Free Service
Includes	360° Bail Handle and Kit Box

SDS MAX DEMOLITION HAMMERS

21 lbs SDS Max Inline Demolition Hammer Kit

D25899K



SPECIFICATIONS

Amps	14 A
Impact Energy	17.9 Joules**
Blows / Min	2040 bpm
Vibration Measurement	11.5 m/s ²
Vibration Control	No
Optimal Chipping Range	Up to 5"
Optimal Chipping Orientation	Mid/Lower Wall, Floor, Bushing
Tool Connect Tag Ready™	Yes
Tool Weight (Tool only)	21.2 lbs
Service Contract	1 Year Free Service
Includes	360° Bail Handle and Kit Box

23 lbs SDS Max Inline Demolition Hammer Kit

D25901K



SPECIFICATIONS

Amps	14 A
Impact Energy	19.0 Joules**
Blows / Min	1020-2040 bpm
Vibration Measurement	8.0 m/s ²
Vibration Control	Yes, SHOCKS™
Optimal Chipping Range	Up to 5"
Optimal Chipping Orientation	Mid/Lower Wall, Floor, Bushing
Tool Connect Tag Ready™	Yes
Tool Weight (Tool only)	23.4 lbs
Service Contract	2 Years Free Service
Includes	360° Bail Handle and Kit Box

29 lbs SDS Max Inline Demolition Hammer Kit

D25951K



SPECIFICATIONS

Amps	15 A
Impact Energy	24.0 Joules**
Blows / Min	0-1620 bpm
Vibration Measurement	9.0 m/s ²
Vibration Control	Yes, SHOCKS™
Optimal Chipping Range	Up to 6"
Optimal Chipping Orientation	Lower Wall, Floor, Bushing
Tool Connect Tag Ready™	Yes
Tool Weight (Tool only)	29.3 lbs
Service Contract	2 Years Free Service
Includes	360° Bail Handle and Kit Box

** According to EPTA -Procedure 05/2009

1-1/8" HEX DEMOLITION HAMMERS

40 lbs 1-1/8" Hex Inline Demolition Hammer Kit

D25960K



SPECIFICATIONS

Amps	15 A
Impact Energy	35.0 Joules**
Blows / Min	0-1460 bpm
Vibration Measurement	6.8 m/s ²
Vibration Control	Yes, SHOCKS™
Optimal Chipping Range	Up to 8"
Optimal Chipping Orientation	Lower Wall, Floor, Dirt/Clay
Tool Weight (Tool only)	40.5 lbs
Service Contract	2 Years Free Service
Includes	360° Bail Handle and Kit Box

68 lbs 1-1/8" Hex Pavement Breaker

D25980



SPECIFICATIONS

Amps	15 A
Impact Energy	62.0 Joules**
Blows / Min	0-960 bpm
Vibration Measurement	4.6 m/s ²
Vibration Control	Yes, SHOCKS™
Optimal Chipping Range	Up to 12"
Optimal Chipping Orientation	Floor
Tool Weight (Tool only)	68.3 lbs
Service Contract	2 Years Free Service

68 lbs 1-1/8" Pavement Breaker with Hex Hammer Truck and Steel

D25980K



SPECIFICATIONS

Amps	15 A
Impact Energy	62.0 Joules**
Blows / Min	0-960 bpm
Vibration Measurement	4.6 m/s ²
Vibration Control	Yes, SHOCKS™
Optimal Chipping Range	Up to 12"
Optimal Chipping Orientation	Floor
Tool Weight (Tool only)	68.3 lbs
Service Contract	2 Years Free Service
Includes	D259804 Hex Hammer Truck, Bull Point Chisel, 1" Cold Chisel, and 3" Wide Chisel

1-1/8" Hex Hammer Truck with Steel

D259804



SPECIFICATIONS

Service Contract	1 Year Free Service
Includes	Bull Point Chisel, 1" Cold Chisel, and 3" Wide Chisel

CORDED POWER TOOLS & EQUIPMENT

DUST EXTRACTION FOR SDS PLUS®, ROTARY, & DEMOLITION HAMMERS

Dust Collection Telescope with Hose for SDS Plus® Rotary Hammers

D25301D



SPECIFICATIONS

Compatible Tools	All DeWALT Corded and Cordless SDS Plus® Rotary Hammers (except D25413 and D25416)
Optimal Drilling Diameter	5/32" - 5/8"
Optimal Drilling Depth	Up to 6-1/2"
OSHA Compliance	Table 1 [†]
Includes	Side Handle

Large Hammer Drilling Dust Attachment

DWH050K



SPECIFICATIONS

Compatible Tools	Universal With all Drilling Hammers
Optimal Drilling Diameter	Less than 2"
Optimal Drilling Depth	Unlimited
OSHA Compliance	Table 1 [†]
AIR LOCK™ Compatible	Yes, Integrated
Includes	5/16" Hole Cleaning Tube, 9/16" Hole Cleaning Tube, up to 1-1/2" Hole Drilling Head, 2" Hole Drilling Head, Dust Extractor Body

1-1/8" Hex Demolition Attachment

DWH052K



SPECIFICATIONS

Compatible Tools	Universal With all 1-1/8" Hex Demolition Hammers
Minimum Chisel Length	15-3/4"
Maximum Chisel Length	20"
OSHA Compliance	Table 1 [†]
AIR LOCK™ Compatible	Yes, Integrated
Includes	Dust Extractor Base, Mounting Bracket, and Mounting Bracket Strap

Large Hammer Chiseling Dust Collection Attachment

DWH053K



SPECIFICATIONS

Minimum Chisel Length	10"
Maximum Chisel Length	19.5"
Compatible Tools	DeWALT SDS Max, Spline and 3/4" Hex Combination Hammers, DeWALT Chipping Hammers, and DeWALT Demolition Hammers
OSHA Compliance	Table 1 [†]
Includes	Dust Extractor Body, Short Chisel Nozzle, Medium Chisel Nozzle, Long Chisel Nozzle, and (3) Tool Body Adapters

SMALL ANGLE GRINDERS

4-1/2" Slide Switch Grinder

DWE4011



SPECIFICATIONS

Amps	7 A (AC/DC)
Max Watts Out	800 MWO
Max Horsepower	1.1 HP
No Load Speed	12,000 rpm
Spindle Thread	5/8"-11
Lock-On Switch	Yes
E-Clutch® System	No
Lanyard Ready™	No
Brake	No
Kickback Brake™	No
Tool Weight (Tool only)	3.9 lbs
Includes	4-1/2" Type 27 Guard, 2-Position Side Handle, and Inner and Outer Flanges

4-1/2" Paddle Switch Grinder

DWE4120



SPECIFICATIONS

Amps	9 A (AC/DC)
Max Watts Out	1140 MWO
Max Horsepower	1.5 HP
No Load Speed	12,000 rpm
Spindle Thread	5/8"-11
Lock-On Switch	Yes
E-Clutch® System	No
Lanyard Ready™	No
Brake	No
Kickback Brake™	No
Tool Weight (Tool only)	3.9 lbs
Includes	4-1/2" Type 27 Guard, 2-Position Side Handle, Inner and Outer Flanges

4-1/2" Paddle Switch Grinder (Grounded)

DWE402G



SPECIFICATIONS

Amps	11 A (AC/DC)
Max Watts Out	1400 MWO
Max Horsepower	1.8 HP
No Load Speed	11,000 rpm
Spindle Thread	5/8"-11
Lock-On Switch	Yes
E-Clutch® System	No
Lanyard Ready™	No
Brake	No
Kickback Brake™	No
Tool Weight (Tool only)	4.6 lbs
Includes	4-1/2" Type 27 Guard, 2-Position Side Handle, Inner and Outer Flanges

4-1/2" Paddle Switch Grinder

DWE402



SPECIFICATIONS

Amps	11 A (AC/DC)
Max Watts Out	1400 MWO
Max Horsepower	1.8 HP
No Load Speed	11,000 rpm
Spindle Thread	5/8"-11
Lock-On Switch	Yes
E-Clutch® System	No
Lanyard Ready™	No
Brake	No
Kickback Brake™	No
Tool Weight (Tool only)	4.6 lbs
Includes	4-1/2" Type 27 Guard, 2-Position Side Handle, Inner and Outer Flanges

4-1/2" Slide Switch Grinder

DWE4214



SPECIFICATIONS

Amps	11 A (AC/DC)
Max Watts Out	1400 MWO
Max Horsepower	1.8 HP
No Load Speed	11,000 rpm
Spindle Thread	5/8"-11
Lock-On Switch	Yes
E-Clutch® System	No
Lanyard Ready™	No
Brake	No
Kickback Brake™	No
Tool Weight (Tool only)	4.6 lbs
Includes	4-1/2" Type 27 Guard, 2-Position Side Handle, and Inner and Outer Flanges

4-1/2" Paddle Switch Grinder

DWE4012



SPECIFICATIONS

Amps	7.5 A (AC/DC)
Max Watts Out	850 MWO
Max Horsepower	1.1 HP
No Load Speed	12,000 rpm
Spindle Thread	5/8"-11
Lock-On Switch	Yes
E-Clutch® System	No
Lanyard Ready™	No
Brake	No
Kickback Brake™	No
Tool Weight (Tool only)	3.9 lbs
Includes	4-1/2" Type 27 Guard, 2-Position Side Handle, and Inner and Outer Flanges

4-1/2" Paddle Switch Grinder with No Lock-On

DWE4120N



SPECIFICATIONS

Amps	9 A (AC/DC)
Max Watts Out	1140 MWO
Max Horsepower	1.5 HP
No Load Speed	12,000 rpm
Spindle Thread	5/8"-11
Lock-On Switch	No
E-Clutch® System	No
Lanyard Ready™	No
Brake	No
Kickback Brake™	No
Tool Weight (Tool only)	3.9 lbs
Includes	4-1/2" Type 27 Guard, 2-Position Side Handle, Inner and Outer Flanges

4-1/2" Paddle Switch Grinder Kit

DWE402K



SPECIFICATIONS

Amps	11 A (AC/DC)
Max Watts Out	1400 MWO
Max Horsepower	1.8 HP
No Load Speed	11,000 rpm
Spindle Thread	5/8"-11
Lock-On Switch	Yes
E-Clutch® System	No
Lanyard Ready™	No
Brake	No
Kickback Brake™	No
Tool Weight (Tool only)	4.6 lbs
Includes	4-1/2" Type 27 Guard, 2-Position Side Handle, Inner and Outer Flanges, and Kit Box

4-1/2" Paddle Switch Grinder with No Lock-On

DWE402N



SPECIFICATIONS

Amps	11 A (AC/DC)
Max Watts Out	1400 MWO
Max Horsepower	1.8 HP
No Load Speed	11,000 rpm
Spindle Thread	5/8"-11
Lock-On Switch	No
E-Clutch® System	No
Lanyard Ready™	No
Brake	No
Kickback Brake™	No
Tool Weight (Tool only)	4.6 lbs
Includes	4-1/2" Type 27 Guard, 2-Position Side Handle, Inner and Outer Flanges

4-1/2" Paddle Switch Grinder with No Lock-On

DWE4222N



SPECIFICATIONS

Amps	11 A (AC)
Max Watts Out	1400 MWO
Max Horsepower	1.8 HP
No Load Speed	11,000 rpm
Spindle Thread	5/8"-11
Lock-On Switch	No
E-Clutch® System	Yes
Lanyard Ready™	Yes
Brake	Yes
Kickback Brake™	No
Tool Weight (Tool only)	5.0 lbs
Includes	4-1/2" Type 27 Guard, 2-Position Side Handle, and Inner and Outer Flanges

SMALL ANGLE GRINDERS

5" High Performance Paddle Switch Grinder

DWE43114



SPECIFICATIONS

Amps	13 A (AC)
Max Watts Out	1700 MWO
Max Horsepower	2.3 HP
No Load Speed	11,000 rpm
Spindle Thread	5/8"-11
Lock-On Switch	Yes
E-Clutch® System	Yes
Lanyard Ready™	No
Brake	No
Kickback Brake™	No
Tool Weight (Tool only)	5.5 lbs
Includes	5" Type 27 Guard, 2-Position Side Handle, and Inner and Outer Flanges

5" Paddle Switch Grinder with No Lock-On

DWE43114N



SPECIFICATIONS

Amps	13 A (AC)
Max Watts Out	1700 MWO
Max Horsepower	2.3 HP
No Load Speed	11,000 rpm
Spindle Thread	5/8"-11
Lock-On Switch	No
E-Clutch® System	Yes
Lanyard Ready™	Compatible*
Brake	No
Kickback Brake™	No
Tool Weight (Tool only)	5.5 lbs
Includes	5" Type 27 Guard, 2-Position Side Handle, and Inner and Outer Flanges

4-1/2" - 5" High Performance Side Switch Grinder

DWE43131



SPECIFICATIONS

Amps	13 A (AC)
Max Watts Out	1700 MWO
Max Horsepower	2.3 HP
No Load Speed	11,000 rpm
Spindle Thread	5/8"-11
Lock-On Switch	Yes
E-Clutch® System	Yes
Lanyard Ready™	No
Brake	No
Kickback Brake™	No
Tool Weight (Tool only)	5.5 lbs
Includes	5" Type 27 Guard, 2-Position Side Handle, and Inner and Outer Flanges

4-1/2" - 5" High Performance Trigger Grip Grinder

DWE43131



SPECIFICATIONS

Amps	13 A (AC/DC)
Max Watts Out	1700 MWO
Max Horsepower	2.3 HP
No Load Speed	11,000 rpm
Spindle Thread	5/8"-11
Lock-On Switch	Yes
E-Clutch® System	No
Lanyard Ready™	No
Brake	No
Kickback Brake™	No
Tool Weight (Tool only)	5.7 lbs
Includes	5" Type 27 Guard, 2-Position Side Handle, and Inner and Outer Flanges

4-1/2" - 5" High Performance Trigger Grip Grinder

DWE43115



SPECIFICATIONS

Amps	13 A (AC)
Max Watts Out	1700 MWO
Max Horsepower	2.3 HP
No Load Speed	11,000 rpm
Spindle Thread	5/8"-11
Lock-On Switch	Yes
E-Clutch® System	Yes
Lanyard Ready™	No
Brake	No
Kickback Brake™	No
Tool Weight (Tool only)	5.7 lbs
Includes	5" Type 27 Guard, 2-Position Side Handle, and Inner and Outer Flanges

4-1/2" - 5" High Performance Trigger Grip Grinder with No Lock-On

DWE43115N



SPECIFICATIONS

Amps	13 A (AC)
Max Watts Out	1700 MWO
Max Horsepower	2.3 HP
No Load Speed	11,000 rpm
Spindle Thread	5/8"-11
Lock-On Switch	No
E-Clutch® System	Yes
Lanyard Ready™	Compatible*
Brake	No
Kickback Brake™	No
Tool Weight (Tool only)	5.7 lbs
Includes	5" Type 27 Guard, 2-Position Side Handle, and Inner and Outer Flanges

6" High Performance Paddle Switch Grinder

DWE43144



SPECIFICATIONS

Amps	13 A (AC)
Max Watts Out	1700 MWO
Max Horsepower	2.3 HP
No Load Speed	9000 rpm
Spindle Thread	5/8"-11
Lock-On Switch	Yes
E-Clutch® System	Yes
Lanyard Ready™	No
Brake	No
Kickback Brake™	No
Tool Weight (Tool only)	6.2 lbs
Includes	6" Type 27 Guard, 6" Type 1 Guard, 2-Position Side Handle, and Inner and Outer Flanges

6" High Performance Paddle Switch Grinder with No Lock-On

DWE43144N



SPECIFICATIONS

Amps	13 A (AC)
Max Watts Out	1700 MWO
Max Horsepower	2.3 HP
No Load Speed	9000 rpm
Spindle Thread	5/8"-11
Lock-On Switch	No
E-Clutch® System	Yes
Lanyard Ready™	Compatible*
Brake	No
Kickback Brake™	No
Tool Weight (Tool only)	6.2 lbs
Includes	6" Type 27 Guard, 6" Type 1 Guard, 2-Position Side Handle, and Inner and Outer Flanges

6" High Performance Trigger Grip Grinder

DWE43116



SPECIFICATIONS

Amps	13 A (AC/DC)
Max Watts Out	1700 MWO
Max Horsepower	2.3 HP
No Load Speed	9000 rpm
Spindle Thread	5/8"-11
Lock-On Switch	Yes
E-Clutch® System	No
Lanyard Ready™	No
Brake	No
Kickback Brake™	No
Tool Weight (Tool only)	5.7 lbs
Includes	4-1/2" Type 27 Guard, 5" Type 27 Guard, 6" Type 27 Guard, 2-Position Side Handle, and Inner and Outer Flanges

6" High Performance Trigger Grip Grinder with No Lock-On

DWE43116N



SPECIFICATIONS

Amps	13 A (AC/DC)
Max Watts Out	1700 MWO
Max Horsepower	2.3 HP
No Load Speed	9000 rpm
Spindle Thread	5/8"-11
Lock-On Switch	No
E-Clutch® System	No
Lanyard Ready™	Compatible*
Brake	No
Kickback Brake™	No
Tool Weight (Tool only)	5.7 lbs
Includes	4-1/2" Type 27 Guard, 5" Type 27 Guard, 6" Type 27 Guard, 2-Position Side Handle, and Inner and Outer Flanges

SMALL ANGLE GRINDERS

6" High Performance Trigger Grip Grinder

DWE43066



SPECIFICATIONS

Amps	13 A (AC)
Max Watts Out	1700 MWO
Max Horsepower	2.3 HP
No Load Speed	9000 rpm
Spindle Thread	5/8"-11
Lock-On Switch	Yes
E-Clutch® System	Yes
Lanyard Ready™	No
Brake	No
Kickback Brake™	No
Tool Weight (Tool only)	5.7 lbs
Includes	6" Type 27 Guard, 2-Position Side Handle, and Inner and Outer Flanges

6" High Performance Trigger Grip Grinder with No Lock-On

DWE43066N



SPECIFICATIONS

Amps	13 A (AC)
Max Watts Out	1700 MWO
Max Horsepower	2.3 HP
No Load Speed	9000 rpm
Spindle Thread	5/8"-11
Lock-On Switch	No
E-Clutch® System	Yes
Lanyard Ready™	Compatible*
Brake	No
Kickback Brake™	No
Tool Weight (Tool only)	5.7 lbs
Includes	6" Type 27 Guard, 2-Position Side Handle, and Inner and Outer Flanges

4-1/2"- 5" Flathead Paddle Switch Grinder with No Lock-On

DWE4120FN



SPECIFICATIONS

Amps	9 A (AC/DC)
Max Watts Out	1140 MWO
Max Horsepower	1.5 HP
No Load Speed	12,000 rpm
Spindle Thread	5/8"-11
Lock-On Switch	No
E-Clutch® System	No
Lanyard Ready™	No
Brake	No
Kickback Brake™	No
Tool Weight (Tool only)	4.5 lbs
Includes	5" Type 27 Guard, 2-Position Side Handle, Hex Key, Inner and Outer Flanges

6" High Performance Slide Switch Grinder

DWE43140



SPECIFICATIONS

Amps	13 A (AC)
Max Watts Out	1700 MWO
Max Horsepower	2.3 HP
No Load Speed	9000 rpm
Spindle Thread	5/8"-11
Lock-On Switch	Yes
E-Clutch® System	Yes
Lanyard Ready™	No
Brake	No
Kickback Brake™	No
Tool Weight (Tool only)	6.2 lbs
Includes	6" Type 27 Guard, 2-Position Side Handle, and Inner and Outer Flanges

BRUSHLESS SMALL ANGLE GRINDERS

4-1/2"- 5" Brushless Paddle Switch Small Angle Grinder with Kickback Brake™ and No Lock-On

DWE43214N



SPECIFICATIONS

Amps	13 A (AC/DC)
Max Watts Out	1800 MWO
Max Horsepower	2.4 HP
No Load Speed	10,500 rpm
Spindle Thread	5/8"-11
Lock-On Switch	No
E-Clutch® System	Yes
Lanyard Ready™	Now
Brake	2 Seconds or Less†
Kickback Brake™	Yes
Tool Weight (Tool only)	5.3 lbs
Includes	4-1/2"-5" Type 27 Guard, Hex Key, 2-Position Side Handle, and Inner and Outer Flanges

4-1/2"- 5" Brushless High Performance Paddle Switch Grinder with Kickback Brake™

DWE43214



SPECIFICATIONS

Amps	13 A (AC/DC)
Max Watts Out	1800 MWO
Max Horsepower	2.4 HP
No Load Speed	10,500 rpm
Spindle Thread	5/8"-11
Lock-On Switch	Yes
E-Clutch® System	Yes
Lanyard Ready™	Yes
Brake	2 Seconds or Less†
Kickback Brake™	Yes
Tool Weight (Tool only)	5.3 lbs
Includes	5" Type 27 Guard, 2-Position Side Handle, Hex Key, Inner and Outer Flanges

5"/6" Brushless Paddle Switch Small Angle Grinder with Kickback Brake™ and No Lock-On

DWE43244N



SPECIFICATIONS

Amps	13 A (AC/DC)
Max Watts Out	1800 MWO
Max Horsepower	2.4 HP
No Load Speed	9000 rpm
Spindle Thread	5/8"-11
Lock-On Switch	No
E-Clutch® System	Yes
Lanyard Ready™	Yes
Brake	1 Second or Less**
Kickback Brake™	Yes
Tool Weight (Tool only)	6.0 lbs
Includes	6" Type 27 Guard, Hex Key, 6" Type 1 Guard, 2-Position Side Handle, and Inner and Outer Flanges

5"/6" Brushless Trigger Switch Small Angle Grinder with Kickback Brake™ and No Lock-On

DWE43265N



SPECIFICATIONS

Amps	13 A (AC/DC)
Max Watts Out	1800 MWO
Max Horsepower	2.4 HP
No Load Speed	9000 rpm
Spindle Thread	5/8"-11
Lock-On Switch	No
E-Clutch® System	Yes
Lanyard Ready™	Yes
Brake	1 Second or Less**
Kickback Brake™	Yes
Tool Weight (Tool only)	5.7 lbs
Includes	6" Type 27 Guard, Hex Key, 6" Type 1 Guard, 2-Position Side Handle, and Inner and Outer Flanges

4-1/2"- 5" Brushless Variable Speed Slide Switch Small Angle Grinder with Kickback Brake™

DWE43231VS



SPECIFICATIONS

Amps	13 A (AC/DC)
Max Watts Out	1800 MWO
Max Horsepower	2.4 HP
No Load Speed	2000-10,500 rpm
Spindle Thread	5/8"-11
Lock-On Switch	Yes
E-Clutch® System	Yes
Lanyard Ready™	No
Brake	No
Kickback Brake™	Yes
Tool Weight (Tool only)	5.3 lbs
Includes	5" Type 27 Guard, Hex Key, 2-Position Side Handle, and Inner and Outer Flanges

7" Brushless Trigger Switch Small Angle Grinder with Kickback Brake™ and No Lock-On

DWE43840CN



SPECIFICATIONS

Amps	13 A (AC/DC)
Max Watts Out	1800 MWO
Max Horsepower	2.4 HP
No Load Speed	8000 rpm
Spindle Thread	5/8"-11
Lock-On Switch	No
E-Clutch® System	Yes
Lanyard Ready™	Yes
Brake	4 Second or Less††
Kickback Brake™	Yes
Tool Weight (Tool only)	6.4 lbs
Includes	7" Type 27 Guard, Hex Key, Pipeline Cover, 2-Position Side Handle, and Inner and Outer Flanges

*Lanyard Ready™ connection point available to add to tool as a service part
**On Average when using manual brake with DW8853 wheel

† On average when using manual brake with DW48914 wheel
†† On average when using manual brake with DW8826 wheel

BRUSHLESS SMALL ANGLE GRINDERS

5"- 6" Brushless High Performance Variable Speed Slide Switch Grinder with Kickback Brake™

DWE43240VS



SPECIFICATIONS

Amps	13 A (AC/DC)
Max Watts Out	1800 MWO
Max Horsepower	2.4 HP
No Load Speed	2,000 - 9,000 rpm
Spindle Thread	5/8"-11
Lock-On Switch	Yes
E-Clutch® System	Yes
Lanyard Ready™	No
Brake	2 Seconds or Less†††
Kickback Brake™	Yes
Tool Weight (Tool only)	5.3 lbs
Includes	6" Type 27 Guard, 2-Position Side Handle, Hex Key, Inner and Outer Flanges

5"- 6" Brushless High Performance Variable Speed Slide Switch Grinder with Kickback Brake™

DWE43240INOX



SPECIFICATIONS

Amps	13 A (AC/DC)
Max Watts Out	1800 MWO
Max Horsepower	2.4 HP
No Load Speed	1,800-8,000 rpm
Spindle Thread	5/8"-11
Lock-On Switch	Yes
E-Clutch® System	Yes
Lanyard Ready™	No
Brake	2 Seconds or Less†††
Kickback Brake™	Yes
Tool Weight (Tool only)	5.3 lbs
Includes	6" Type 27 Guard, 2-Position Side Handle, Hex Key, Inner and Outer Flanges

4-1/2"-5" Brushless High Performance Variable Speed Paddle Switch Grinder with Kickback Brake™ and No Lock-On

DWE43214NVS



SPECIFICATIONS

Amps	13 A (AC/DC)
Max Watts Out	1800 MWO
Max Horsepower	2.4 HP
No Load Speed	2,200-10,500 rpm
Spindle Thread	5/8"-11
Lock-On Switch	No
E-Clutch® System	Yes
Lanyard Ready™	Yes
Brake	2 Seconds or Less†
Kickback Brake™	Yes
Tool Weight (Tool only)	5.3 lbs
Includes	5" Type 27 Guard, 2-Position Side Handle, Hex Key, Inner and Outer Flanges †

MEDIUM ANGLE GRINDERS



7" Trigger Switch Medium Angle Grinder with No Lock-On

DW840



SPECIFICATIONS

Amps	13 A (AC/DC)
Max Watts Out	2250 MWO
Max Horsepower	3.0 HP
No Load Speed	8000 rpm
Spindle Thread	5/8"-11
Lock-On Switch	No
Tool Weight (Tool only)	8.0 lbs
Includes	7" Type 27 Guard, 7" Depressed Center Wheel, 2-Position Side Handle, Wrench, and Backing and Locking Flanges

7" Trigger Switch Medium Angle Grinder Kit with No Lock-On

DW840K



SPECIFICATIONS

Amps	13 A (AC/DC)
Max Watts Out	2250 MWO
Max Horsepower	3.0 HP
No Load Speed	8000 rpm
Spindle Thread	5/8"-11
Lock-On Switch	No
Tool Weight (Tool only)	8.0 lbs
Includes	7" Type 27 Guard, (6) 7" Depressed Center Wheels, 2-Position Side Handle, Wrench, Backing and Locking Flanges, and Kit Bag

5" Trigger Switch Medium Angle Grinder with No Lock-On

DW831



SPECIFICATIONS

Amps	12 A (AC/DC)
Max Watts Out	1837 MWO
Max Horsepower	2.5 HP
No Load Speed	11,000 rpm
Spindle Thread	5/8"-11
Lock-On Switch	No
Tool Weight (Tool only)	7.4 lbs
Includes	5" Type 27 Guard, 5" Wheel, 2-Position Side Handle, Wrench, and Backing and Locking Flanges

††† On Average when using manual brake with DW4624 wheel

† On average when using manual brake with DWA8914 wheel
 †† On average when using manual brake with DW8826 wheel

LARGE ANGLE GRINDERS

7" Trigger Grip Large Angle Grinder

DWE4517



SPECIFICATIONS

Amps	15 A (AC/DC)
Max Watts Out	3000 MWO
Max Horsepower	4.0 HP
No Load Speed	8500 rpm
Spindle Thread	5/8"-11
Trigger Lock Type	Lock On, Lock Off
Pipeline™ Grip	No
E-Clutch® System	No
Soft-Start	No
Anti-Vibe Handle	No
Tool Weight (Tool only)	12.1 lbs
Includes	7" Type 27 Guard and 2-Position Side Handle

7" Trigger Grip Large Angle Grinder

DWE4557



SPECIFICATIONS

Amps	15 A (AC/DC)
Max Watts Out	3450 MWO
Max Horsepower	4.7 HP
No Load Speed	8500 rpm
Spindle Thread	5/8"-11
Trigger Lock Type	Lock On, Lock Off
Pipeline™ Grip	No
E-Clutch® System	No
Soft-Start	No
Anti-Vibe Handle	No
Tool Weight (Tool only)	11.6 lbs
Includes	7" Type 27 Guard and 2-Position Anti-Vibe Side Handle

7" Trigger Grip Large Angle Grinder

DWE4597



SPECIFICATIONS

Amps	15 A (AC)
Max Watts Out	3650 MWO
Max Horsepower	4.9 HP
No Load Speed	8500 rpm
Spindle Thread	5/8"-11
Trigger Lock Type	Lock On, Lock Off
Pipeline™ Grip	No
E-Clutch® System	Yes
Soft-Start	Yes
Anti-Vibe Handle	Yes
Tool Weight (Tool only)	12.3 lbs
Includes	7" Type 27 Guard and 2-Position Side Handle

7" Trigger Grip Large Angle Grinder with No Lock-On

DWE4597N



SPECIFICATIONS

Amps	15 A (AC)
Max Watts Out	3650 MWO
Max Horsepower	4.9 HP
No Load Speed	8500 rpm
Spindle Thread	5/8"-11
Trigger Lock Type	Lock Off
Pipeline™ Grip	No
E-Clutch® System	Yes
Soft-Start	Yes
Anti-Vibe Handle	Yes
Tool Weight (Tool only)	12.3 lbs
Includes	7" Type 27 Guard and Anti-Vibe Side Handle

9" Trigger Grip Large Angle Grinder

DWE4519



SPECIFICATIONS

Amps	15 A (AC/DC)
Max Watts Out	3000 MWO
Max Horsepower	4.0 HP
No Load Speed	6500 rpm
Spindle Thread	5/8"-11
Trigger Lock Type	Lock On, Lock Off
Pipeline™ Grip	No
E-Clutch® System	No
Soft-Start	No
Anti-Vibe Handle	No
Tool Weight (Tool only)	12.1 lbs
Includes	9" Type 27 Guard and 2-Position Side Handle

9" Trigger Grip Large Angle Grinder with No Lock-On

DWE4559N



SPECIFICATIONS

Amps	15 A (AC/DC)
Max Watts Out	3450 MWO
Max Horsepower	4.7 HP
No Load Speed	6500 rpm
Spindle Thread	5/8"-11
Trigger Lock Type	Lock Off
Pipeline™ Grip	No
E-Clutch® System	No
Soft-Start	No
Anti-Vibe Handle	No
Tool Weight (Tool only)	12.1 lbs
Includes	9" Type 27 Guard and 2-Position Side Handle

9" Trigger Grip Large Angle Grinder

D28499X



SPECIFICATIONS

Amps	15 A (AC/DC)
Max Watts Out	3950 MWO
Max Horsepower	5.3 HP
No Load Speed	6000 rpm
Spindle Thread	5/8"-11
Trigger Lock Type	Lock On, Lock Off
Pipeline™ Grip	No
E-Clutch® System	No
Soft-Start	No
Anti-Vibe Handle	No
Tool Weight (Tool only)	14.5 lbs
Includes	9" Type 27 Guard, 7" Type 27 Guard and 2-Position Side Handle

CORDED POWER TOOLS & EQUIPMENT

LARGE ANGLE GRINDERS

9" Trigger Grip Large Angle Grinder with No Lock-On

DWE4559CN



SPECIFICATIONS

Amps	15 A (AC/DC)
Max Watts Out	3450 MWO
Max Horsepower	4.7 HP
No Load Speed	6500 rpm
Spindle Thread	5/8"-11
Trigger Lock Type	Lock Off
Pipeline™ Grip	Yes
E-Clutch® System	No
Soft-Start	No
Anti-Vibe Handle	No
Tool Weight (Tool only)	12.4 lbs
Includes	9" Type 27 Guard and 2-Position Side Handle

9" Trigger Grip Large Angle Grinder with No Lock-On

DWE4599N



SPECIFICATIONS

Amps	15 A (AC)
Max Watts Out	3650 MWO
Max Horsepower	4.9 HP
No Load Speed	6500 rpm
Spindle Thread	5/8"-11
Trigger Lock Type	Lock Off
Pipeline™ Grip	No
E-Clutch® System	Yes
Soft-Start	Yes
Anti-Vibe Handle	Yes
Tool Weight (Tool only)	12.8 lbs
Includes	9" Type 27 Guard and 2-Position Anti-Vibe Side Handle

ANGLE GRINDER ATTACHMENTS

Grinder Guards

D284931



D284937



D284938



D284933



D284934



DW4989



AVAILABLE

D284931	7" Type 1 Guard
D284937	7" Keyless Type 27 Guard
D284938	9" Keyless Type 28 Guard
D284939	9" Keyless Type 27 Guard
D284991	4-1/2" Jumbo Flap Disc Grinder Guard for Small Angle Grinders
D284992	5" Jumbo Flap Disc Keyless Grinder Guard for Small Angle Grinders
D284993	6" Jumbo Flap Disc Keyless Grinder Guard for Small Angle Grinders
N228079	Pipeline™ Grip*
N092491	7" Hook & Loop Backing Pad
D284932	Type 1 Flange Set for Large Angle Grinders
D284933	Type 11 Flaring Cup Backing Flange
D284934	4" Adjustable Type 11 Flaring Cup Wheel Guard
D284936	6" Adjustable Type 11 Flaring Cup Wheel Guard
DW4985CL	7" Wool Buffing Pad & Backing Pad Kit
DW4988	7-1/2 Tie-On Wool Polishing Pad 1-1/2" Pile
DW4989	7-1/2" Tie-On Blend Cutting Pad 1-1/2" Pile

CUT-OFF TOOLS

6" Paddle Switch Cut-off Tool with Adjustable Cut-off Guard and No Lock-On

DWE46144N



SPECIFICATIONS

Amps	13 A (AC)
Max Watts Out	1700 MWO
Max Horsepower	2.3 HP
No Load Speed	9000 rpm
Spindle Thread	5/8"-11
Lock-On Switch	No
E-Clutch® System	Yes
Lanyard Ready™	Yes
Brake	No
Kickback Brake™	No
Tool Weight (Tool only)	6.8 lbs
Includes	6" Adjustable Cutoff Guard, Hex Key, 2-Position Side Handle, and Inner and Outer Flanges

6" Trigger Grip Cut-off Tool with Adjustable Cutoff Guard and No Lock-On

DWE46166N



SPECIFICATIONS

Amps	13 A (AC)
Max Watts Out	1700 MWO
Max Horsepower	2.3 HP
No Load Speed	9000 rpm
Spindle Thread	5/8"-11
Lock-On Switch	No
E-Clutch® System	Yes
Lanyard Ready™	Yes
Brake	No
Kickback Brake™	No
Tool Weight (Tool only)	7.0 lbs
Includes	6" Adjustable Cutoff Guard, Hex Key, 2-Position Side Handle, and Inner and Outer Flanges

6" Brushless Trigger Switch Cutoff Tool with Adjustable Cutoff Guard Kickback Brake™ and No Lock-On

DWE46266N



SPECIFICATIONS

Amps	13 A (AC/DC)
Max Watts Out	1800 MWO
Max Horsepower	2.4 HP
No Load Speed	9000 rpm
Spindle Thread	5/8"-11
Lock-On Switch	No
E-Clutch® System	Yes
Lanyard Ready™	Yes
Brake	1 Second or Less†
Kickback Brake™	Yes
Tool Weight (Tool only)	6.8 lbs
Includes	6" Adjustable Cutoff Guard, 2-Position Side Handle, Hex Key, and Inner and Outer Flanges

DIE GRINDERS

1-1/2" Paddle Switch Die Grinder

DWE4887



SPECIFICATIONS

Amps	4.2 A (AC/DC)
Max Watts Out	330 MWO
No Load Speed	25,000 rpm
Spindle Thread	1/4" Collet
Tool Weight (Tool only)	3.6 lbs
Includes	(2) Wrenches and 1/4" Collet

1-1/2" Paddle Switch Die Grinder with No Lock-On

DWE4887N



SPECIFICATIONS

Amps	4.2 A (AC/DC)
Max Watts Out	330 MWO
No Load Speed	25,000 rpm
Spindle Thread	1/4" Collet
Tool Weight (Tool only)	3.6 lbs
Includes	(2) Wrenches and 1/4" Collet

2" Die Grinder with No Lock-On

DW888



SPECIFICATIONS

Amps	5 A (AC/DC)
Max Watts Out	485 MWO
No Load Speed	19,000 rpm
Spindle Thread	1/4" Collet and 1/8" Sleeve
Tool Weight (Tool only)	6.0 lbs
Includes	(2) Wrenches, 1/4" Collet, and 1/8" Reducing Sleeve

POLISHERS

7" / 9" Variable Speed Polisher with Soft Start

DWP849X



SPECIFICATIONS

Amps	12 A (AC)
Max Watts Out	1250 MWO
No Load Speed	0-600/0-3500 rpm
Spindle Thread	5/8"-11
Spindle Lock	Yes
Tool Weight (Tool only)	6.7 lbs
Includes	Hook & Loop Backing Pad, Ball Handle, and Straight 2-Position Side Handle

7" / 9" Variable Speed Polisher

DWP849



SPECIFICATIONS

Amps	12 A (AC)
Max Watts Out	1250 MWO
No Load Speed	0-600/0-3500 rpm
Spindle Thread	5/8"-11
Spindle Lock	Yes
Tool Weight (Tool only)	6.6 lbs
Includes	Rubber Backing Pad and 2-Position Side Handle



CORDED POWER TOOLS & EQUIPMENT

BENCH GRINDERS

8" Bench Grinder

DW758



SPECIFICATIONS

Amps	4.2 A (AC)
Max Horsepower	0.75 HP
No Load Speed	3600 rpm
Wheel Diameter	8"
Spindle Diameter	5/8"
Adjustable Tool Rests	Yes
Tool Weight (Tool only)	39.5 lbs

6" Bench Grinder

DW756



SPECIFICATIONS

Amps	4 A (AC)
Max Horsepower	0.6 HP
No Load Speed	3450 rpm
Wheel Diameter	6"
Spindle Diameter	1/2"
Adjustable Tool Rests	Yes
Tool Weight (Tool only)	28.5 lbs

GET COMPLIANT WITH **DEWALT**

OSHA COMPLIANT
1926.1153

220+
SOLUTIONS
FOR OSHA TABLE 1 COMPLIANCE

TOOLS | SHROUDS & ACCESSORIES | DUST EXTRACTORS

220+ WAYS

TO BECOME TABLE 1 OSHA COMPLIANT (1926.1153)

Visit DEWALT.com/DUST to see all OSHA Compliant Solutions

DUST EXTRACTION FOR GRINDERS

5"-6" High Performance Tuckpointing/Cutting Grinder

DWE46103



SPECIFICATIONS	
Amps	13 A (AC)
Max Watts Out	1700 MWO
Max Horsepower	2.3 HP
No Load Speed	9000 rpm
Spindle Thread	5/8"-11
Switch Type	Slide with Lock-On
Dust Extraction System	Yes
E-Clutch® System	Yes
Lanyard Ready™	No
Brake	No
Kickback Brake™	No
Max Wheel Diameter	5", 6"
Hose Port Diameter	35 mm Inner / 42 mm Outer
Tool-Free Shroud Change	Yes
AirLock™ Compatible	Yes
Power Loss Reset	Yes
Tool-Free Flange System	Yes
Tool Weight (Tool only)	8.5 lbs
Includes	2-Position Side Handle, 5"/6" Tuckpoint Shroud, 5" Tuckpoint Diamond Wheel, Inner and Outer Flanges, Hex Key, and Kit Bag

5" Surfacing Shroud Kit with Bail Handle

DWE46153



SPECIFICATIONS	
Amps	11 A (AC)
Max Watts Out	1400 MWO
Max Horsepower	1.8 HP
No Load Speed	11,000 rpm
Spindle Thread	5/8"-11
Switch Type	Slide with Lock-On
Dust Extraction System	Yes
E-Clutch® System	No
Lanyard Ready™	No
Brake	No
Kickback Brake™	No
Max Wheel Diameter	5"
Hose Port Diameter	35 mm Inner / 42 mm Outer
Tool-Free Shroud Change	No
AirLock™ Compatible	Yes
Tool Weight (Tool only)	6.5 lbs
Power Loss Reset	Yes
Tool-Free Flange System	Yes
Includes	DWE46152 5" Shroud, 5" Diamond Turbo Wheel, Universal Connector, Bail Handle, Side Handle, 5" Type 27 Guard, Hex Key

DUST EXTRACTION FOR GRINDERS

5"-6" Brushless High Performance Tuckpointing/Cutting Grinder

DWE46202



SPECIFICATIONS

Amps	13 A (AC/DC)
Max Watts Out	1800 MWO
Max Horsepower	2.4 HP
No Load Speed	2,000 - 9,000 rpm
Spindle Thread	5/8"-11
Switch Type	Slide with Lock-On
Dust Extraction System	Yes
E-Clutch® System	Yes
Lanyard Ready™	No
Brake	Yes
Kickback Brake™	Yes
Max Wheel Diameter	5", 6"
Hose Port Diameter	35 mm Inner / 42 mm Outer
Tool-Free Shroud Change	No
AirLock™ Compatible	Yes
Power Loss Reset	Yes
Tool-Free Flange System	Yes
Tool Weight	8.1 lbs
Includes	2-Position Side Handle, 5" / 6" Tuckpoint Shroud, 5" Tuckpoint Diamond Wheel, Universal Connector, Inner and Outer Flanges, Hex Key, and Kit Bag

5" Brushless High Performance Surfacing Shroud Kit with Bail Handle

DWE46253



SPECIFICATIONS

Amps	13 A (AC/DC)
Max Watts Out	1800 MWO
Max Horsepower	2.4 HP
No Load Speed	2,000 - 9,000 rpm
Spindle Thread	5/8"-11
Switch Type	Slide with Lock-On
Dust Extraction System	Yes
E-Clutch® System	Yes
Lanyard Ready™	No
Brake	Yes
Kickback Brake™	Yes
Max Wheel Diameter	5"
Hose Port Diameter	35 mm Inner / 42 mm Outer
Tool-Free Shroud Change	No
AirLock™ Compatible	Yes
Power Loss Reset	Yes
Tool-Free Flange System	Yes
Tool Weight	6.9 lbs
Includes	2-Position Side Handle, 5" Surfacing Shroud, 5" Diamond Turbo Wheel, 5" Type 27 Guard, Universal Connector, Inner and Outer Flanges, Hex Key, Bail Handle, and Kit Bag

Grinder Shrouds

DWE46100



DWE46152



DWE46170



DWE46172



AVAILABLE		HOSE PORT DIAMETER	TOOL-FREE SHROUD CHANGE	AirLock™ COMPATIBLE
DWE46100	5" / 6" Cutting/Tuckpointing Shroud	35 mm Inner 42 mm Outer	No	Yes
DWE46152	5" Surface Grinding Shroud	35 mm Inner 42 mm Outer	No	Yes
DWE46170	7" Surface Grinding Dust Shroud with Flush Edge Grinding Option	35 mm Inner 42 mm Outer	Yes	Yes
DWE46172	7" Surface Grinding Dust Shroud	35 mm Inner 42 mm Outer	Yes	Yes

CORDED POWER TOOLS & EQUIPMENT

DUST EXTRACTORS

8 Gallon HEPA/RRP Wet/Dry Dust Extractor with Automatic Filter Clean

DWV010



SPECIFICATIONS

Tank Size	8 gal
Amps	15 A
Max CFM	150 cfm
Max Water Lift	85"
Tool Length x Tool Width x Tool Height	20" x 20" x 19"
Tool-Activated Pass Through Port	Yes
Variable Speed Dial	No
Power Cord Length	8 ft
Hose Diameter	1-1/4" - 2-1/2"
Hose Length	15 ft
Tool Weight (Tool only)	21.0 lbs
Includes	(2) HEPA Filters and 15 ft Anti-Static Hose

10 Gallon HEPA/RRP Wet/Dry Dust Extractor with Automatic Filter Clean

DWV012



SPECIFICATIONS

Tank Size	10 gal
Amps	15 A
Max CFM	155 cfm
Max Water Lift	85"
Tool Length x Tool Width x Tool Height	23-1/2" x 27-1/4" x 18-1/2"
Tool-Activated Pass Through Port	Yes
Variable Speed Dial	Yes
Power Cord Length	8 ft
Hose Diameter	1-1/4"
Hose Length	15 ft
Tool Weight (Tool only)	33.5 lbs
Includes	(2) HEPA Filters and 15 ft Anti-Static Hose

*Part of an OSHA Table 1 Solution

DUST EXTRACTOR ATTACHMENTS, ACCESSORIES, & CONNECTORS

Dust Extractor Attachments

DWV2759

DWV2759B



DWV9314

DWV9315

DWV9316



Dust Extractor Accessories

DWV9400

DWV9401

DWV9402



DWV9330



Dust Extractor Connectors

DWV9000

DWV9110

DWV9120

DWV9130



DWV9140

DWV9150

DWV9160

DWV9170



DWV9180

DWV9190

D279058CL



AVAILABLE		INCLUDES
DWV2759	5 pc. Dust Extractor Accessory Kit	Floor Sweeper, Rubber Squeegees, Steel Extension Wands, Crevice Tool, and AirLock™ Adapter
DWV2759B	Beater Floor Brush Kit	Beater Bar Floor Brush, Steel Extension Wands, and AirLock™ Adapter
DWV9314	8 ft x 2-1/2" Hose for DWV010 Dust Extractors	DWV9314 Hose
DWV9315	15 ft Crush-Proof Hose for DeWALT Dust Extractors	DWV9315 Hose and Universal Quick Connector
DWV9316	15 ft Anti-Static Hose for DeWALT Dust Extractors	DWV9316 Hose and Universal Quick Connector

AVAILABLE	
DWV9400	(5) Disposable Plastic Liners for DeWALT Dust Extractors
DWV9401	(5) Paper Bags for DeWALT Dust Extractors
DWV9402	(5) Fleece Bags for DeWALT Dust Extractors
DWV9330	(2) Replacement HEPA Filters for DWV010 and DWV012 Type 2

AVAILABLE		
DWV9000	Universal Quick Connector	For use with all DeWALT Dust Extractors
DWV9110	Tapered Adapter	Outer Diameter: 1-9/64" - 1-29/64" (29-37 mm)
DWV9120	Tapered Adapter	Outer Diameter: 1-3/8" - 1-17/32" (29-39 mm)
DWV9130	Tapered Adapter	Outer Diameter: 1-3/8" (35 mm)
DWV9140	Tapered Large Diameter Adapter	Outer Diameter: 2-11/64" - 2-23/64" (55-60 mm)
DWV9150	Angled Adapter	Outer Diameter: 1-3/8" (35 mm)
DWV9160	Permanent Adapter for 1" O.D. Port	Outer Diameter: 1" (25.4 mm)
DWV9170	Tool Adapter	Outer Diameter: 1-1/4" (31 mm)
DWV9180	Drywall Sander Dust Extractor Attachment	Allows PORTER-CABLE® 7800 Drywall Sander to be connected to DeWALT Dust Extractors
DWV9190	Large Hose Adapter	Connects to 2-1/2" (57.2 mm) Hose O.D. for use with DWV9000
D279058CL	1/4" Hose Cord Clip	1-1/4" (31.7mm)

SHEARS

18 GA Swivel Head Shear

DW890



SPECIFICATIONS

Amps	5 A (AC/DC)
Max Watts Out	470 MWO
Strokes / Min	0-2500 spm
Capacity	18 GA Mild Steel 20 GA Stainless Steel
Replacement Blades	Left: DW8999 Right: DW8900 Center: DW8901
Tool Weight	5.0 lbs

5/16" Variable Speed Fiber Cement Siding Shear

D28605



SPECIFICATIONS

Amps	6.5 A (AC/DC)
Max Watts Out	0-800 MWO
Strokes / Min	0-2500 spm
Tool Weight (Tool only)	4.5 lbs

BAND SAW

Deep Cut Band Saw

DWM120



SPECIFICATIONS

Amps	10 A (AC)
Ft / Min	100-350 fpm
Rectangular Capacity	5" x 4-3/4"
Round Capacity	5" Diameter
Front Handle Type	Multi-Position Bale
LED	Yes
Rubber Bumpers	Yes with Serviceable Shroud
Tool Weight	15.0 lbs
Includes	44-7/8" x 1/2" x 0.020" Blade and Hex Wrench

Deep Cut Band Saw Kit

DWM120K



SPECIFICATIONS

Amps	10 A (AC)
Ft / Min	100-350 fpm
Rectangular Capacity	5" x 4-3/4"
Round Capacity	5" Diameter
Front Handle Type	Multi-Position Bale
LED	Yes
Rubber Bumpers	Yes with Serviceable Shroud
Tool Weight	15.0 lbs
Includes	44-7/8" x 1/2" x 0.020" Blade, Hex Wrench, and Kit Box

MULTI-CUTTER® SAW

14" Multi-Cutter® Saw

DW872



SPECIFICATIONS

Amps	15 A (AC/DC)
No Load Speed	1300 rpm
Wheel Diameter	14"
Wheel Arbor	1"
Rectangular Capacity	6-1/2" x 4-1/2"
Round Capacity	5-3/16" Diameter
Spindle Lock	Yes
Quick Lock Vise	Yes
Tool Weight	47.0 lbs
Includes	14" Carbide Tipped Blade, Vertical Clamp, and Wrench

CORDED POWER TOOLS & EQUIPMENT



CHOP SAWS

14" Chop Saw with QUIK-CHANGE™ Keyless Blade Change System

D28715



SPECIFICATIONS

Amps	15 A (AC/DC)
No Load Speed	4000 rpm
Max Horsepower	5.5 HP
Wheel Diameter	14"
Wheel Arbor	1"
Rectangular Capacity	4-1/2" x 6-1/2"
Round Capacity	5" Diameter
Quick Lock Vise	Yes
Blade Change	QUIK-CHANGE™
Tool Weight	15.0 lbs
Includes	14" Abrasive Wheel, Fence Wrench, and Tool-Free Flange System

14" Chop Saw

D28710



SPECIFICATIONS

Amps	15 A (AC/DC)
No Load Speed	3800 rpm
Max Horsepower	4.0 HP
Wheel Diameter	14"
Wheel Arbor	1"
Rectangular Capacity	4-1/2" x 6-1/2"
Round Capacity	5" Diameter
Quick Lock Vise	Yes
Blade Change	Wrench
Tool Weight	15.0 lbs
Includes	14" Abrasive Wheel and Tool-Free Flange System

HEAT GUNS

Heat Gun

D26950



SPECIFICATIONS

Amps	13 A
Watts	1550 W
Temperature	120-1100° F
Max CFM	16.0 cfm
Cord Length	10 ft
Tool Weight (Tool only)	2.1 lbs
Includes	Cone Nozzle and Fishtail Surface Nozzle

Heat Gun with LCD Display

D26960



SPECIFICATIONS

Amps	13 A
Watts	1550 W
Temperature	150-1100° F
Max CFM	17.7 cfm
Cord Length	10 ft
Tool Weight (Tool only)	2.3 lbs
Includes	Cone Nozzle and Fishtail Surface Nozzle

Heat Gun with LCD Display Kit

D26960K



SPECIFICATIONS

Amps	13 A
Watts	1550 W
Temperature	150-1100° F
Max CFM	17.7 cfm
Cord Length	10 ft
Tool Weight (Tool only)	2.3 lbs
Includes	Deflector Nozzle, Reflector Nozzle, (2) Reduction Nozzles, (2) Surface Nozzles, Lap Welding Slit Tip, 5-Piece Paint Scraper Set, and Kit Box

BLOWER

Handheld Blower

DWBL700



SPECIFICATIONS

Amps	12 A
Motor Type	Brushed
Air Volume	Up to 409 cfm
Air Speed	Up to 145 mph**
Noise Rating	69 dB(A) [†]
Tool Weight (Tool only)	9.8 lbs
Includes	1" Round Concentrator Attachment Nozzle, Flat Concentrator Attachment Nozzle, and Standard Nozzle



**PERFORM
PROTECT™**

**YOUR FIRST LINE
OF DEFENSE.™**

FOR MORE INFORMATION:

www.DEWALT.com/PNP

**LANYARD
READY™**

**A PERFORM & PROTECT™ FEATURE
FOR CORDED & CORDLESS TOOLS**

DEWALT® LANYARD READY™ integrated solutions offer options to tether select corded and cordless tools to rigid structures on jobsites when working at height with a maximum lanyard length of 2m, helping to secure the tool in case it is dropped.



The integrated lanyard attachment point works with any multi-action carabiner

2-stage carabiner for a secure hold, yet can be un-hooked from attachment point to charge battery

The integrated lanyard strap has a lanyard that secures the battery to the tool



Any permanent stretch to the attachment point exposing the red internal coils indicates it has been compromised and must be serviced prior to reuse.

CORDED POWER TOOLS & EQUIPMENT

ACCESSORIES & FASTENERS





Porter-Cable® is a registered trademark of Stanley Black & Decker, Inc.
BOSTITCH® is a registered trademark of Stanley Black & Decker, Inc.
Hitachi® is a registered trademark of Hitachi, Ltd.
Senco® is a registered trademark of Senco Brands, Inc.
RIDGID® is a registered trademark of RIDGID, Inc.
Paslode® is a registered trademark of Illinois Tool Works Inc.
Powernail® is a registered trademark of Powernail Company
Primatch® is a registered trademark of Laboratoire Primatch Inc.
Freeman® is a registered trademark of Prime Global Products, Inc.
HUSKY® is a registered trademark of Homer TLC, Inc.
Porta-Nails® is a registered trademark of Q.E.P. Co., Inc.
Duo-Fast® is a registered trademark of Illinois Tool Works, Inc.
Roberts® is a registered trademark of Roberts Consolidated Industries, Inc.

Max® is a registered trademark of Max Company Limited
GRIP RITE® is a registered trademark of PrimeSource Building Products, Inc.
Makita® is a registered trademark of Makita Corp.

SDS MAX ACCESSORIES

SDS Max High Impact Carbide



AVAILABLE	DIA.	USABLE LENGTH	OVERALL LENGTH	QTY
DW5806	5/8"	8"	13-1/2"	1
DW5809	5/8"	16"	21-1/2"	1
DW5807	5/8"	31"	36"	1
DW5808	11/16"	16"	21-1/2"	1
DW5810	3/4"	8"	13-1/2"	1
DW5812	3/4"	16"	21-1/2"	1
DW5813	3/4"	31"	36"	1
DW5814	13/16"	16"	21-1/2"	1
DW5815	7/8"	8"	13-1/2"	1
DW5816	7/8"	16"	21-1/2"	1
DW5851	7/8"	31"	36"	1
DW5818	1"	8"	13-1/2"	1
DW5819	1"	16"	21-1/2"	1
DW5852	1"	24"	29"	1
DW5820	1"	31"	36"	1
DW5821	1-1/8"	10"	15"	1

AVAILABLE	DIA.	USABLE LENGTH	OVERALL LENGTH	QTY
DW5822	1-1/8"	18"	22-1/2"	1
DW5853	1-1/8"	24"	29"	1
DW5854	1-1/8"	31"	36"	1
DW5824	1-1/4"	10"	15"	1
DW5825	1-1/4"	18"	22-1/2"	1
DW5855	1-1/4"	24"	29"	1
DW5826	1-1/4"	31"	36"	1
DW5827	1-3/8"	18"	22-1/2"	1
DW5856	1-3/8"	24"	29"	1
DW5857	1-3/8"	31"	36"	1
DW5828	1-1/2"	18"	22-1/2"	1
DW5858	1-1/2"	24"	29"	1
DW5859	1-1/2"	31"	36"	1
DW5861	1-9/16"	18"	22-1/2"	1
DW5830	1-3/4"	18"	22-1/2"	1
DW5831	2"	18"	22-1/2"	1

SDS Max Hollow Bits



AVAILABLE	DIA.	USABLE LENGTH	OVERALL LENGTH	QTY
DWA58058	5/8"	15-3/4"	23-3/4"	1
DWA58958	5/8"	39-3/8"	47-1/4"	1
DWA58116	11/16"	15-3/4"	23-3/4"	1
DWA58034	3/4"	15-3/4"	23-3/4"	1
DWA58934	3/4"	39-3/8"	47-1/4"	1
DWA58078	7/8"	15-3/4"	23-3/4"	1
DWA58978	7/8"	39-3/8"	47-1/4"	1

AVAILABLE	DIA.	USABLE LENGTH	OVERALL LENGTH	QTY
DWA58001	1"	15-3/4"	23-3/4"	1
DWA58901	1"	39-3/8"	47-1/4"	1
DWA58118	1-1/8"	15-3/4"	23-3/4"	1
DWA58918	1-1/8"	39-3/8"	47-1/4"	1
DWA58114	1-1/4"	39-3/8"	47-1/4"	1
DWA58138	1-3/8"	39-3/8"	47-1/4"	1
DWA58112	1-1/2"	39-3/8"	47-1/4"	1

SDS Max 1-pc. Core Bits



AVAILABLE	DIA.	USABLE LENGTH	OVERALL LENGTH	QTY
DW5915	1-3/4"	4"	22"	1
DW5916	2"	4"	12"	1
DW5917	2"	4"	22"	1
DW5918	2-3/4"	4"	22"	1
DW5919	2-3/4"	4"	22"	1
DW5920	3-1/4"	4"	12"	1

AVAILABLE	DIA.	USABLE LENGTH	OVERALL LENGTH	QTY
DW5922	3-1/2"	4"	12"	1
DW5923	3-1/2"	4"	22"	1
DW5924	4"	4"	12"	1
DW5925	4"	4"	22"	1
DW5926	5"	4"	22"	1
DW5927	6"	4"	22"	1

SDS Max 2-pc. Core Bits



AVAILABLE	DESCRIPTION	USABLE LENGTH	QTY
DW5900	1-1/2"	4"	1
DW5901	2"	4"	1
DW5902	2-1/2"	4"	1
DW5903	3"	4"	1
DW5904	3-1/2"	4"	1
DW5905	4"	4"	1

AVAILABLE	DESCRIPTION	USABLE LENGTH	QTY
DW5906	5"	4"	1
DW5907	Centering Core Bit Body	-	1
DW5911	7" SDS Max Shank	-	1
DW5912	16" SDS Max Shank	-	1

SDS Max High Impact Steel



AVAILABLE	DESCRIPTION	LENGTH	DIAMETER/WIDTH	QTY
DWA5850	Bull Point	12"	-	1
DWA5851	Bull Point	16"	-	1
DWA5852	Flat Chisel	12"	1"	1
DWA5853	Flat Chisel	16"	1"	1
DWA5854	Scaling Chisel	16"	2"	1
DWA5855	Scaling Chisel	16"	3"	1
DWA5856	Bushing Tool	10"	1-3/4"	1

SDS Max Self-Sharpening Chisels & Demolition Steel



AVAILABLE	DESCRIPTION	LENGTH	DIAMETER/WIDTH	QTY
DWA5832	Bull Point Self-Sharpening	12"	-	1
DWA5833	Bull Point Self-Sharpening	16"	-	1
DWA5834	Flat Self-Sharpening	12"	1"	1
DWA5835	Flat Self-Sharpening	16"	1"	1

SDS MAX ACCESSORIES

SDS Max Chisels & Demolition Steel



AVAILABLE	DESCRIPTION	LENGTH	DIAMETER/WIDTH	QTY
DW5832	Bull Point	12"	-	1
DW5833	Bull Point	18"	-	1
DW5834	Flat Chisel	12"	1"	1
DW5835	Flat Chisel	18"	1"	1
DW5837	Scaling Chisel	12"	2"	1
DW5838	Scaling Chisel	12"	3"	1
DW5848B	Clay Spade	16-1/2"	4"	1
DW5843	Bushing Tool	10"	1-3/4"	1
DW5847	Ground Rod Driver	12"	3/4"	1
DW5846	Asphalt Cutter	16"	5"	1
DW5832B15	Bull Point	12"	-	15
DW5833B15	Bull Point	18"	-	15
DW5834B15	Flat Chisel	12"	1"	15
DW5835B15	Flat Chisel	18"	1"	15
DW5838B10	Scaling Chisel	12"	3"	10
DW5843B10	Bushing Tool	10"	1-3/4"	10

SDS PLUS® ACCESSORIES

2-Cutter SDS Plus® 2-Cutter Drill Bits



AVAILABLE	DIA.	USABLE LENGTH	OVERALL LENGTH	QTY
DW5400	5/32"	2"	4"	1
DW5401	5/32"	4-1/2"	6-1/2"	1
DW5402	3/16"	2"	4"	1
DW5403	3/16"	4-1/2"	6-1/2"	1
DW5404	3/16"	6-1/2"	8-1/2"	1
DW5405	3/16"	8"	10"	1
DW5406	3/16"	10"	12"	1
DW5407	3/16"	12"	14"	1
DW5408	3/16"	14"	16"	1
DW5409	5/8"	4"	6"	1
DW5410	7/32"	4"	6"	1
DW5412	7/32"	8"	10"	1
DW5416	1/4"	2"	4"	1
DW5417	1/4"	4"	6"	1
DW5418	1/4"	6-1/2"	8-1/2"	1
DW5420	1/4"	10"	12"	1
DW5421	1/4"	12"	14"	1
DW5424	5/16"	4"	6"	1
DW5426	5/16"	10"	12"	1
DW5427	3/8"	4"	6"	1
DW5429	3/8"	8"	10"	1
DW5430	3/8"	10"	12"	1
DW5431	3/8"	16"	18"	1
DW5432	3/8"	22"	24"	1
DW5433	7/16"	4"	6"	1
DW5435	7/16"	10"	12"	1
DW5436	7/16"	16"	18"	1
DW5437	1/2"	4"	6"	1
DW5438	1/2"	8"	10"	1
DW5439	1/2"	10"	12"	1
DW5440	1/2"	16"	18"	1
DW5441	1/2"	22"	24"	1
DW5442	9/16"	4"	6"	1

AVAILABLE	DIA.	USABLE LENGTH	OVERALL LENGTH	QTY
DW5443	9/16"	10"	12"	1
DW5444	9/16"	16"	18"	1
DW5445	9/16"	22"	24"	1
DW5446	5/8"	6"	8"	1
DW5447	5/8"	10"	12"	1
DW5448	5/8"	16"	18"	1
DW5449	5/8"	22"	24"	1
DW5450	11/16"	6"	8"	1
DW5453	3/4"	6"	8"	1
DW5455	3/4"	10"	12"	1
DW5456	3/4"	16"	18"	1
DW5457	3/4"	22"	24"	1
DW5460	7/8"	6"	8"	1
DW5461	7/8"	10"	12"	1
DW5462	7/8"	16"	18"	1
DW5464	1"	8"	10"	1
DW5466	1"	16"	18"	1
DW5468	1-1/8"	8"	10"	1
DW5469	1-1/8"	16"	18"	1
DW5401B25	5/32"	4-1/2"	6-1/2"	25
DW5402B25	3/16"	2"	4"	25
DW5403B25	3/16"	4-1/2"	6-1/2"	25
DW5404B25	3/16"	6-1/2"	8-1/2"	25
DW5405B25	3/16"	8"	10"	25
DW5406B25	3/16"	10"	12"	25
DW5410B25	7/32"	4"	6"	25
DW5416B25	1/4"	2"	4"	25
DW5417B25	1/4"	4"	6"	25
DW5418B25	1/4"	6-1/2"	8-1/2"	25
DW5424B25	5/16"	4"	6"	25
DW5427B25	3/8"	4"	6"	25
DW5437B25	1/2"	4"	6"	25
DW5446B10	5/8"	6"	8"	10

5-pc. SDS Plus® Hammer Bit Set



AVAILABLE	INCLUDES
DW5470	(1) 3/16" x 4-1/2" X 6-1/2" Bit (1) 1/4" x 2" x 4" Bit (1) 1/4" x 4" x 6" Bit (1) 3/8" x 4" x 6" Bit (1) 1/2" x 4" x 6" Bit

Shank Adapters



AVAILABLE	
DW5353	1/2" Chuck & Key
DW5891	SDS Max to SDS Plus® Adapter

SDS PLUS® ACCESSORIES

High Impact Carbide 4-Cutter Drill Bits



AVAILABLE	DIA.	USABLE LENGTH	OVERALL LENGTH	QTY
DW5503	3/16"	4"	6-1/2"	1
DW5504	3/16"	6"	8-1/2"	1
DW5506	3/16"	10"	12"	1
DW5512	7/32"	8"	10"	1
DW5517	1/4"	4"	6"	1
DW5518	1/4"	6"	8-1/2"	1
DW55200	1/4"	10"	12"	1
DW5521	1/4"	12"	14"	1
DW5524	5/16"	4"	6-1/2"	1
DW5526	5/16"	10"	12"	1
DW5527	3/8"	4"	6-1/2"	1
DW5529	3/8"	8"	10"	1
DW55300	3/8"	10"	12"	1
DW5531	3/8"	16"	18"	1
DW5537	1/2"	4"	6"	1
DW5538	1/2"	8"	10-1/2"	1
DW5539	1/2"	10"	12"	1
DW5540	1/2"	16"	18"	1

AVAILABLE	DIA.	USABLE LENGTH	OVERALL LENGTH	QTY
DW5503	3/16"	4"	6-1/2"	1
DW5504	3/16"	6"	8-1/2"	1
DW5506	3/16"	10"	12"	1
DW5512	7/32"	8"	10"	1
DW5517	1/4"	4"	6"	1
DW5518	1/4"	6"	8-1/2"	1
DW55200	1/4"	10"	12"	1
DW5521	1/4"	12"	14"	1
DW5524	5/16"	4"	6-1/2"	1
DW5526	5/16"	10"	12"	1
DW5503B25	3/16"	4"	6-1/2"	25
DW5504B25	3/16"	6"	8-1/2"	25
DW5506B25	3/16"	10"	12"	25
DW5517B25	1/4"	4"	6"	25
DW5518B25	1/4"	6"	8-1/2"	25
DW5524B25	5/16"	4"	6-1/2"	25
DW5527B25	3/8"	4"	6-1/2"	25
DW5537B25	1/2"	4"	6"	25

SDS Plus® Hollow Drill Bits



AVAILABLE	DIA.	USABLE LENGTH	OVERALL LENGTH	QTY
DWA54038	3/8"	9 3/4"	14-1/2"	1
DWA54716	7/16"	9 3/4"	14-1/2"	1
DWA54012	1/2"	9 3/4"	14-1/2"	1
DWA54916	9/16"	9 3/4"	14-1/2"	1
DWA54058	5/8"	9 3/4"	14-1/2"	1
DWA54034	3/4"	9 3/4"	14-1/2"	1

SDS Plus® Steel Chisels & Demolition Steel



AVAILABLE	DESCRIPTION	LENGTH	DIA./WIDTH	QTY
DW5348	Bull Point	10"	-	1
DW5349	Scaling Chisel	10"	1-1/2"	1
DW5350	Flat Chisel	10"	3/4"	1
DWA5320	Bull Point	12"		1
DWA5321	Scaling Chisel	12"	1-1/2"	1
DWA5322	Flat Chisel	12"	3/4"	1

SDS Plus® Stop Bits



AVAILABLE	DIA.	USABLE LENGTH	OVERALL LENGTH	QTY
DWA5490	3/8"	1- 3/16"	4-5/16"	1
DWA5491	3/8"	25/32"	3-7/8"	1
DWA5492	1/2"	13/16"	3-15/16"	1
DWA5493	1/2"	1- 11/16"	4-13/16"	1
DWA5494	5/8"	1- 1/4"	4-13/32"	1
DWA5495	5/8"	2- 3/16"	5-3/8"	1

Ultracon®+ SDS Plus® Drill Bits



Best Suited for use with Ultracon®+ anchors


AVAILABLE	DIA.	USABLE LENGTH	OVERALL LENGTH	QTY
DW5381	5/32"	4"	7"	1
DW5382	3/16"	4"	7"	1
DW5410 *	7/32"	4"	6"	1
DW5412 *	7/32"	8"	10"	1
DW5417 *	1/4"	4"	6"	1
DW5417 *	1/4"	6-1/2"	8-1/2"	1
*Not Hex Shank				

10-pc. Ultracon®+ Installation Kit



AVAILABLE	INCLUDES
DW5366	(1) 5/32" x 4" x 7" Bit (1) 3/16" x 4" x 7" Bit (1) #3 Insert Bit (1) #2 Insert Bit (1) 1/4" Nutsetter (1) 5/16" Nutsetter Drive Sleeve Percussion Bit Holder, Insert Bit Adapter, Hex Key, ToughCase® Container

Best Suited for use with Ultracon®+ Plus anchors



SPLINE ACCESSORIES

Spline 4-Cutter Drill Bits



AVAILABLE	DIA.	USABLE LENGTH	OVERALL LENGTH	QTY
DW5741	5/8"	11"	16"	1
DW5742	5/8"	17"	22"	1
DW5747	3/4"	11"	16"	1
DW5748	3/4"	17"	22"	1
DW5750	3/4"	31"	36"	1
DW5752	7/8"	11"	16"	1
DW5753	7/8"	17"	22"	1
DW5755	1"	11"	16"	1

AVAILABLE	DIA.	USABLE LENGTH	OVERALL LENGTH	QTY
DW5756	1"	17"	22"	1
DW5759	1-1/8"	17"	22"	1
DW5761	1-1/4"	17"	22"	1
DW5762	1-1/4"	31"	36"	1
DW5764	1-1/2"	17"	22"	1
DW5768	1-3/4"	17"	22"	1
DW5769	2"	17"	22"	1

Spline 2-Cutter Drill Bits



AVAILABLE	DIA.	USABLE LENGTH	OVERALL LENGTH	QTY
DW5701	3/8"	8"	13"	1
DW5704	1/2"	11"	16"	1
DW5705	1/2"	17"	22"	1
DW5706	1/2"	22"	27"	1
DW5710	5/8"	11"	16"	1

AVAILABLE	DIA.	USABLE LENGTH	OVERALL LENGTH	QTY
DW5711	5/8"	17"	22"	1
DW5715	3/4"	11"	16"	1
DW5716	3/4"	17"	22"	1
DW5719	7/8"	11"	16"	1
DW5721	1"	11"	16"	1

Spline Chisels & Demolition Steel



AVAILABLE	DESCRIPTION	USABLE LENGTH	OVERALL LENGTH	QTY
DW5770	12" Bull Point	12"	-	1
DW5779	Flat Chisel	12"	1"	1
DW5774	Scaling Chisel	12"	2"	1
DW5775	Scaling Chisel	12"	3"	1
DW5783	Bushing Tool	10"	10"	1
DW5785	Ground Rod Driver	12"	3/4"	1

Spline 1-pc. Core Bits



AVAILABLE	DIA.	USABLE LENGTH	OVERALL LENGTH	QTY
DW5933	2"	4"	22"	1
DW5935	2-3/4"	4"	22"	1
DW5941	4"	4"	22"	1
DW5945	Replacement Centering Bit	-	-	1

Spline 2-pc. Core Bits Shanks



AVAILABLE	DESCRIPTION
DW5909	7" Spline Shank
DW5910	16" Spline Shank

Best Suited for use with Ultracon®+ anchors

1-1/8" HEX ACCESSORIES

1-1/8" Hex Chisels & Demolition Steel



AVAILABLE	DESCRIPTION	LENGTH	DIAMETER/WIDTH	QTY
DW5960	Bull Point	20"	-	1
DW5962	Flat Chisel	20"	1"	1
DW5961	Scaling Chisel	20"	3"	1
DW5965	Clay Spade	16"	5-1/2"	1
DW5964	Ground Rod Driver	5-1/2"	1"	1
DW5963	Asphalt Cutter	17"	5"	1
DWA5961	Scaling Chisel	15-3/4"	3"	1
DWA5962	Flat Self-Sharpening Chisel	15-3/4"	1"	1
DWA5960	Bull Point Self-Sharpening Chisel	15-3/4"	-	1

HAMMERDRILL & IMPACT DRIVER ACCESSORIES

Percussion Bits



AVAILABLE	DIA.	USABLE LENGTH	OVERALL LENGTH	QTY
DW5221	1/8"	2"	3"	1
DW5209	5/32"	2"	3"	1
DW5227	5/32"	4"	6"	1
DW5222	3/16"	2"	3"	1
DW5223	3/16"	4"	6"	1
DW5224	1/4"	2"	4"	1
DW5225	1/4"	4"	6"	1
DW5226	1/4"	7"	12"	1
DW5228	5/16"	4"	6"	1
DW5229	5/16"	7"	12"	1
DW5230	3/8"	4"	6"	1
DW5231	3/8"	10"	12"	1
DW5232	3/8"	16"	18"	1
DW5234	7/16"	4"	6"	1
DW5235	1/2"	4"	6"	1
DW5236	1/2"	10"	12"	1
DW5237	1/2"	16"	18"	1
DW5238	1/2"	22"	24"	1
DW5241	5/8"	4"	6"	1
DW5242	5/8"	7"	12"	1
DW5244	3/4"	4"	6"	1
DW5245	3/4"	7"	12"	1
DW5219	7/8"	7"	12"	1
DW5249	1"	7"	12"	1

AVAILABLE	DIA.	USABLE LENGTH	OVERALL LENGTH	QTY
DW5221B25	1/8"	2"	3"	25
DW5222B25	3/16"	2"	3"	25
DW5223B25	3/16"	4"	6"	25
DW5224B25	1/4"	2"	4"	25
DW5225B25	1/4"	4"	6"	25
DW5228B25	5/16"	4"	6"	25
DW5230B25	3/8"	4"	6"	25
DW5235B10	1/2"	4"	6"	10

Premium Percussion Masonry Drill Bit Sets



AVAILABLE	INCLUDES
DW5204	4-pc. Premium Percussion Masonry Drill Bit Set (1) 3/16" x 1" Bit (1) 1/4" x 4" Bit (1) 5/16" x 6" Bit (1) 3/8" x 6" Bit
DW5205	5-pc. Premium Percussion Masonry Drill Bit Set (1) 5/32" x 6" Bit (1) 3/16" x 6" Bit (1) 1/4" x 6" Bit (1) 5/16" x 6" Bit (1) 3/8" x 6" Bit ToughCase® Container
DW5207	7-pc. Premium Percussion Masonry Drill Bit Set (1) 3/16" x 3" Bit (2) 1/4" x 4" Bits (1) 1/4" x 6" Bit (1) 5/16" x 6" Bit (1) 3/8" x 6" Bit (1) 1/2" x 6" Bit


Multi-Material Drill Bits



MULTI-MATERIAL

AVAILABLE	DIAMETER	USABLE LENGTH
DWA56084	1/8"	4-1/2"
DWA56104	5/32"	4"
DWA56124	3/16"	4-1/2"
DWA56165	1/4"	4-3/4"
DWA56205	5/16"	5-1/4"
DWA56245	3/8"	5-1/4"

AVAILABLE	INCLUDES
DWA56015	(1) 1/8" X 4-1/2" (1) 3/16" X 4-1/2" (1) 1/4" X 4-1/2" (1) 5/16" X 5-1/4" (1) 3/8" X 5-1/4"



RAPID LOAD® PERCUSSION BITS

Rotary Masonry Countersink Bits



RAPID LOAD
QUICK CHANGE ACCESSORY SYSTEM

AVAILABLE	DIA.	USABLE LENGTH	OVERALL LENGTH	QTY
DW2572	5/32"	1-3/4"	3-3/4"	1
DW2573	3/16"	2"	4"	1
DW2574	1/4"	2-3/8"	4-3/4"	1

Percussion Bits



IMPACT READY
IMPACT DRIVER ACCESSORIES

AVAILABLE	DIA.	USABLE LENGTH	OVERALL LENGTH	QTY
DWA5100	5/32"	4"	6"	1
DWA5101	3/16"	4"	6"	1
DWA5102	1/4"	4"	6"	1

Percussion Bits



IMPACT READY
IMPACT DRIVER ACCESSORIES

AVAILABLE	INCLUDES
DWA5103	3-pc. IMPACT READY® Masonry Bit Set (1) 5/32" x 6" Bit (1) 3/16" x 6" Bit (1) 1/4" x 6" Bit
DW2571	3-pc. IMPACT READY® Rotary Masonry Countersink Set (1) 5/32" Countersink (1) 3/16" Countersink (1) 1/4" Countersink


Hex Shank Drill Bits



RAPID LOAD
QUICK CHANGE ACCESSORY SYSTEM

AVAILABLE	DIAMETER	USABLE LENGTH	OVERALL LENGTH	QTY
DW2552	1/16"	7/8"	2-5/8"	1
DW2553	3/32"	1-1/4"	3"	1
DW2554	1/8"	1-1/2"	3-1/2"	1
DW2555	5/32"	1-5/8"	3-3/8"	1
DW2556	3/16"	1-3/4"	4-1/4"	1
DW2557	1/4"	1-3/4"	4-1/2"	1

6-pc. Hex Shank Drill Bit Set



RAPID LOAD
QUICK CHANGE ACCESSORY SYSTEM

AVAILABLE	INCLUDES
DW2551	(1) 1/16" Bit (1) 3/32" Bit (1) 1/8" Bits (1) 5/32" Bit (1) 3/16" Bit (1) 1/4" Bit

BLACK OXIDE DRILL BITS

Black Oxide Drill Bits



SPEED TIP

AVAILABLE	DIA.	USABLE LENGTH	OVERALL LENGTH	QTY
DW1104	1/16"	13/16"	1-13/16"	2
DW1105	5/64"	1"	2"	2
DW1106	3/32"	1-1/4"	2-1/4"	2
DW1107	7/64"	1-1/2"	2-5/8"	2
DW1108	1/8"	1-5/8"	2-3/4"	2
DW1109	9/64"	1-3/4"	2-13/16"	1
DW1110	5/32"	2"	3-1/8"	1
DW1111	11/64"	2-1/8"	3-1/4"	1
DW1112	3/16"	2-5/16"	3-1/2"	1
DW1113	13/64"	2-3/8"	3-5/8"	1
DW1114	7/32"	2-1/2"	3-3/4"	1
DW1115	15/64"	2-5/8"	3-13/16"	1
DW1116	1/4"	2-3/4"	4"	1
DW1117	17/64"	2-13/16"	4-1/8"	1
DW1118	9/32"	2-7/8"	4-1/4"	1

AVAILABLE	DIA.	USABLE LENGTH	OVERALL LENGTH	QTY
DW1119	19/64"	3-1/16"	4-3/8"	1
DW1120	5/16"	3-3/16"	4-1/2"	1
DW1121	21/64"	3-5/16"	4-5/8"	1
DW1122	11/32"	3-3/8"	4-3/4"	1
DW1123	23/64"	3-1/2"	4-7/8"	1
DW1124	3/8"	3-5/8"	5"	1
DW1125	25/64"	3-3/4"	5-1/8"	1
DW1126	13/32"	3-7/8"	5-1/4"	1
DW1127	27/64"	3-15/16"	5-1/2"	1
DW1128	7/16"	4-1/16"	5-5/8"	1
DW1129	29/64"	4-3/16"	5-3/4"	1
DW1130	15/32"	4-5/16"	5-7/8"	1
DW1131	31/64"	4-3/8"	5-15/16"	1
DW1132	1/2"	4-1/2"	6"	1

TITANIUM DRILL BITS

Titanium Drill Bit Sets



AVAILABLE		INCLUDES			
DW1363	13-pc. Titanium Drill Bit Set	(2) 1/16" Bits (1) 5/64" Bit (2) 3/32" Bits (1) 7/64" Bit	(2) 1/8" Bits (1) 9/64" Bit (1) 5/32" Bit (1) 3/16" Bit	(1) 7/32" Bit (1) 1/4" Bit ToughCase® Container	-
DW1341	14-pc. Titanium Speed Tip Drill Bit Set	(2) 1/16" Bits (1) 5/64" Bit (1) 3/32" Bits (1) 7/64" Bit	(2) 1/8" Bits (1) 9/64" Bit (1) 5/32" Bit (1) 3/16" Bit	(1) 1/4" Bit (1) 5/16" Bit (1) 3/8" Bit (1) 1/2" Bit	ToughCase® Container
DW1354	14-pc. Titanium PILOT POINT® Drill Bit Set	(2) 1/16" Bits (1) 5/64" Bit (1) 3/32" Bits (1) 7/64" Bit	(2) 1/8" Bits (1) 9/64" Bit (1) 5/32" Bit (1) 3/16" Bit	(1) 1/4" Bit (1) 5/16" Bit (1) 3/8" Bit (1) 1/2" Bit	ToughCase® Container
DW1342	21-pc. Titanium Speed Tip Drill Bit Set	(2) 1/16" Bits (2) 5/64" Bits (2) 3/32" Bits (2) 7/64" Bit	(2) 1/8" Bits (1) 9/64" Bit (1) 5/32" Bit (1) 11/64" Bit	(1) 3/16" Bits (1) 13/64" Bits (1) 7/32" Bit (1) 15/64" Bit	(1) 1/4" Bit (1) 3/8" Bit (1) 5/16" Bit (1) 1/2" Bit ToughCase® Container
DW1361	21-pc. Titanium PILOT POINT® Drill Bit Set	(2) 1/16" Bits (2) 5/64" Bits (2) 3/32" Bit (2) 7/64" Bit (2) 1/8" Bits	(1) 9/64" Bit (1) 5/32" Bit (1) 11/64" Bit (2) 3/16" Bits (1) 13/64" Bit	(1) 7/32" Bit (1) 15/64" Bit (1) 1/4" Bits (1) 5/16" Bit (1) 3/8" Bit	(1) 1/2" Bit ToughCase® Container
DW1369	29-pc. Titanium PILOT POINT® Drill Bit Set	(1) 1/16" Bit (1) 5/64" Bit (1) 3/32" Bit (1) 7/64" Bit (1) 1/8" Bit (1) 9/64" Bit (1) 5/32" Bit (1) 11/64" Bit	(1) 3/16" Bit (1) 13/64" Bit (1) 7/32" Bit (1) 15/64" Bit (1) 1/4" Bit (1) 17/64" Bit (1) 9/32" Bit (1) 19/64" Bit	(1) 5/16" Bit (1) 21/64" Bit (1) 11/32" Bit (1) 23/64" Bit (1) 3/8" Bit (1) 25/64" Bit (1) 13/32" Bit (1) 27/64" Bit	(1) 7/16" Bit (1) 29/64" Bit (1) 15/32" Bit (1) 31/64" Bit (1) 1/2" Bit Metal Index Container

PILOT POINT® TITANIUM DRILL BITS

Gold Ferrous Drill Bits



AVAILABLE	DIA.	USABLE LENGTH	OVERALL LENGTH	QTY
DW1904	1/16"	7/8"	1-7/8"	2
DW1904B	1/16"	7/8"	1-7/8"	12
DW1905	5/64"	1"	2"	2
DW1905B	5/64"	1"	2"	12
DW1906	3/32"	1-1/4"	2-1/4"	2
DW1906B	3/32"	1-1/4"	2-1/4"	12
DW1907	7/64"	1-1/2"	2-5/8"	2
DW1907B	7/64"	1-1/2"	2-5/8"	12
DW1908	1/8"	1-5/8"	2-3/4"	2
DW1908B	1/8"	1-5/8"	2-3/4"	12
DW1909	9/64"	1-3/4"	2-13/16"	1
DW1909B	9/64"	1-3/4"	2-13/16"	12
DW1910	5/32"	2"	3-1/8"	1
DW1911	11/64"	2-1/8"	3-1/4"	1
DW1911B	11/64"	2-1/8"	3-1/4"	12
DW1912	3/16"	2-5/16"	3-1/2"	1
DW1912B	3/16"	2-5/16"	3-1/2"	12
DW1913	13/64"	2-7/16"	3-5/8"	1
DW1913B	13/64"	2-7/16"	3-5/8"	12
DW1914	7/32"	2-1/2"	3-3/4"	1
DW1914B	7/32"	2-1/2"	3-3/4"	12
DW1915	15/64"	2-5/8"	3-7/8"	1
DW1915B	15/64"	2-5/8"	3-7/8"	12
DW1916	1/4"	2-3/4"	4"	1
DW1916B	1/4"	2-3/4"	4"	12
DW1917	17/64"	2-7/8"	4-1/8"	1
DW1917B	17/64"	2-7/8"	4-1/8"	12
DW1918	9/32"	2-15/16"	4-1/4"	1

AVAILABLE	DIA.	USABLE LENGTH	OVERALL LENGTH	QTY
DW1918B	9/32"	2-15/16"	4-1/4"	12
DW1919	19/64"	3-1/16"	4-3/8"	1
DW1919B	19/64"	3-1/16"	4-3/8"	12
DW1920	5/16"	3-3/16"	4-1/2"	1
DW1920B	5/16"	3-3/16"	4-1/2"	6
DW1921B	21/64"	3-5/16"	4-5/8"	6
DW1922	11/32"	3-7/16"	4-3/4"	1
DW1922B	11/32"	3-7/16"	4-3/4"	6
DW1923	23/64"	3-1/2"	4-7/8"	1
DW1923B	23/64"	3-1/2"	4-7/8"	6
DW1924	3/8"	3-5/8"	5"	1
DW1924B	3/8"	3-5/8"	5"	6
DW1925	25/64"	3-3/4"	5-1/8"	1
DW1925B	25/64"	3-3/4"	5-1/8"	6
DW1926	13/32"	3-7/8"	5-1/4"	1
DW1926B	13/32"	3-7/8"	5-1/4"	6
DW1927	27/64"	3-15/16"	5-1/2"	1
DW1927B	27/64"	3-15/16"	5-1/2"	6
DW1928	7/16"	4-1/16"	5-19/32"	1
DW1928B	7/16"	4-1/16"	5-19/32"	6
DW1929	29/64"	4-3/16"	5-3/4"	1
DW1929B	29/64"	4-3/16"	5-3/4"	6
DW1930	15/32"	4-5/16"	5-7/8"	1
DW1930B	15/32"	4-5/16"	5-7/8"	6
DW1931	31/64"	4-3/8"	5-15/16"	1
DW1931B	31/64"	4-3/8"	5-15/16"	6
DW1932	1/2"	4-1/2"	6"	1
DW1932B	1/2"	4-1/2"	6"	6

Gold Ferrous Drill Bit Sets



AVAILABLE		INCLUDES			
DW1169	14-pc. Gold Ferrous PILOT POINT® Drill Bit Set	(2) 1/16" Bits (1) 5/64" Bit (1) 3/32" Bit (1) 7/64" Bit	(2) 1/8" Bits (1) 9/64" Bit (1) 5/32" Bit (1) 3/16" Bit	(1) 7/32" Bit (1) 1/4" Bit (1) 5/16" Bit (1) 3/8" Bit	ToughCase® Container
DW1956	16-pc. Gold Ferrous PILOT POINT® Drill Bit Set	(2) 1/16" Bits (1) 5/64" Bit (1) 3/32" Bit (1) 7/64" Bit	(1) 1/8" Bit (1) 9/64" Bit (1) 5/32" Bit (1) 11/64" Bit	(1) 3/16" Bit (1) 13/64" Bit (1) 7/32" Bit (1) 1/4" Bit	(1) 5/16" Bit (1) 3/8" Bit (1) 1/2" Bit ToughCase® Container
DW1170	18-pc. Gold Ferrous PILOT POINT® Drill Bit Set	(2) 1/16" Bits (1) 5/64" Bit (1) 3/32" Bit (2) 7/64" Bits	(2) 1/8" Bits (1) 9/64" Bit (1) 5/32" Bit (2) 3/16" Bits	(1) 7/32" Bit (1) 1/4" Bit (1) 5/16" Bit (1) 3/8" Bit	(1) 1" PH2 Bit (1) Compact Drive Guide ToughCase® Container
DW1958	18-pc. Gold Ferrous PILOT POINT® Drill Bit Set	(2) 1/16" Bits (2) 5/64" Bit (1) 3/32" Bit (1) 7/64" Bit	(2) 1/8" Bits (1) 9/64" Bit (1) 5/32" Bit (1) 11/64" Bit	(2) 3/16" Bits (1) 13/64" Bit (1) 1/4" Bit (1) 5/16" Bit	(1) 3/8" Bit (1) 1/2" Bit ToughCase® Container
DW1969	29-pc. Gold Ferrous PILOT POINT® Drill Bit Set	(1) 1/16" Bit (1) 5/64" Bit (1) 3/32" Bit (1) 7/64" Bit (1) 1/8" Bit (1) 9/64" Bit (1) 5/32" Bit (1) 11/64" Bit	(1) 3/16" Bit (1) 13/64" Bit (1) 7/32" Bit (1) 15/64" Bit (1) 1/4" Bit (1) 17/64" Bit (1) 9/32" Bit (1) 19/64" Bit	(1) 5/16" Bit (1) 21/64" Bit (1) 11/32" Bit (1) 23/64" Bit (1) 3/8" Bit (1) 25/64" Bit (1) 13/32" Bit	(1) 27/64" Bit (1) 7/16" Bit (1) 29/64" Bit (1) 15/32" Bit (1) 31/64" Bit (1) 1/2" Bit Metal Index Container

POWER TOOL ACCESSORIES & FASTENERS

IMPACT READY® TITANIUM DRILL BITS

Titanium Drill Bits



AVAILABLE	DIA.	USABLE LENGTH	OVERALL LENGTH	QTY
DD5108	1/8"	1"	2-3/8"	1
DD5108B6	1/8"	1-1/8"	2-3/4"	6
DD5109	9/64"	1-1/8"	2-3/8"	1
DD5110	5/32"	1-1/8"	2-3/8"	1
DD5111	11/64"	1-1/4"	2-3/8"	1
DD5112	3/16"	1-1/4"	3"	1
DD5112B6	3/16"	1-1/4"	3"	6
DD5113	13/64"	1-1/4"	3-1/8"	1
DD5114	7/32"	1-3/8"	3-1/8"	1
DD5115	15/64"	1-3/8"	3-1/8"	1
DD5116	1/4"	1-1/2"	3-1/4"	1

AVAILABLE	DIA.	USABLE LENGTH	OVERALL LENGTH	QTY
DD5116B6	1/4"	1-1/2"	3-1/4"	6
DD5118	9/32"	1-3/4"	3-1/4"	1
DD5120	5/16"	2"	4"	1
DD5120B3	5/16"	2"	4"	3
DD5122	11/32"	2"	4"	1
DD5124	3/8"	2"	4"	1
DD5124B3	3/8"	2"	4"	3
DD5128	7/16"	2"	4"	1
DD5132	1/2"	2"	4"	1
DD5132B3	1/2"	2"	4"	3

Titanium Drill Bit Sets



AVAILABLE	INCLUDES
DD5155	5-pc. Titanium IMPACT READY® PILOT POINT® Drill Bit Set (2) 1/8" Bits (1) 5/32" Bit (1) 3/16" Bit (1) 1/4" Bit
DD5157	7-pc. Titanium IMPACT READY® PILOT POINT® Drill Bit Set (2) 1/8" Bits (1) 5/32" Bit (1) 3/16" Bit (1) 7/32" Bit (1) 1/4" Bit (1) 5/16" Bit
DD5160	10-pc. Titanium IMPACT READY® PILOT POINT® Drill Bit Set (2) 1/8" Bits (1) 9/64" Bit (1) 5/32" Bit (1) 3/16" Bit (1) 11/64" Bit (1) 3/8" Bit (1) 7/32" Bit (1) 1/4" Bit (1) 5/16" Bit (1) 3/8" Bit ToughCase® Container

COBALT DRILL BITS

Industrial Cobalt Drill Bits



AVAILABLE	DIA.	USABLE LENGTH	OVERALL LENGTH	QTY
DWA1204	1/16"	7/8"	1-7/8"	1
DWA1205	5/64"	1"	2"	1
DWA1206	3/32"	1-1/4"	2-1/4"	1
DWA1207	7/64"	1-1/2"	2-5/8"	1
DWA1208	1/8"	1-1/8"	2-3/4"	1
DWA1209	9/64"	1-1/4"	2-7/8"	1
DWA1210	5/32"	1-1/2"	3-1/8"	1
DWA1211	11/64"	1-5/8"	3-1/4"	1
DWA1212	3/16"	1-3/4"	3-1/2"	1

AVAILABLE	DIA.	USABLE LENGTH	OVERALL LENGTH	QTY
DWA1213	13/64"	1-7/8"	2-5/8"	1
DWA1214	7/32"	2"	3-3/4"	1
DWA1215	15/64"	2-1/8"	3-7/8"	1
DWA1216	1/4"	2-1/4"	4"	1
DWA1220	5/16"	2-3/4"	4-1/2"	1
DWA1224	3/8"	3-1/4"	5"	1
DWA1228	7/16"	3-5/8"	5-1/2"	1
DWA1232	1/2"	4-1/8"	6"	1

Cobalt Drill Bit Sets



AVAILABLE	INCLUDES
DWA1240	14-pc. Industrial Cobalt Drill Bit Set (2) 1/16" Bits (1) 5/64" Bit (1) 3/32" Bit (1) 7/64" Bit (2) 1/8" Bits (1) 9/64" Bit (1) 5/32" Bit (1) 3/16" PILOT POINT® Bit (1) 7/32" PILOT POINT® Bit ToughCase® Container
DD4069	29-pc. 8% Cobalt Drill Bit Set (1) 1/16" Bit (1) 5/64" Bit (1) 3/32" Bit (1) 7/64" Bit (1) 1/8" Bit (1) 9/64" Bit (1) 5/32" Bit (1) 11/64" Bit (1) 3/16" Bit (1) 13/64" Bit (1) 7/32" Bit (1) 15/64" Bit (1) 1/4" Bit (1) 17/64" Bit (1) 9/32" Bit (1) 19/64" Bit (1) 5/16" Bit (1) 21/64" Bit (1) 11/32" Bit (1) 23/64" Bit (1) 3/8" Bit (1) 25/64" Bit (1) 13/32" Bit (1) 27/64" Bit (1) 7/16" Bit (1) 29/64" Bit (1) 15/32" Bit (1) 31/64" Bit (1) 1/2" Bit Metal Index Container
DWA1269	29-pc. Industrial Cobalt Drill Bit Set (1) 1/16" Bit (1) 5/64" Bit (1) 3/32" Bit (1) 7/64" Bit (1) 1/8" Bit (1) 9/64" Bit (1) 5/32" Bit (1) 11/64" Bit (1) 3/16" PILOT POINT® Bit (1) 13/64" PILOT POINT® Bit (1) 7/32" PILOT POINT® Bit (1) 15/64" PILOT POINT® Bit (1) 1/4" PILOT POINT® Bit (1) 17/64" PILOT POINT® Bit (1) 9/32" PILOT POINT® Bit (1) 19/64" PILOT POINT® Bit (1) 5/16" PILOT POINT® Bit (1) 21/64" PILOT POINT® Bit (1) 11/32" PILOT POINT® Bit (1) 23/64" PILOT POINT® Bit (1) 3/8" PILOT POINT® Bit (1) 25/64" PILOT POINT® Bit (1) 13/32" PILOT POINT® Bit (1) 27/64" PILOT POINT® Bit (1) 7/16" PILOT POINT® Bit (1) 29/64" PILOT POINT® Bit (1) 15/32" PILOT POINT® Bit (1) 31/64" PILOT POINT® Bit (1) 1/2" PILOT POINT® Bit Metal Index Container

Brad Point Drill Bits



AVAILABLE	DIA.	FLUTE LENGTH	OVERALL LENGTH	QTY
DW1702	1/8"	1-3/4"	2-3/4"	1
DW1704	3/16"	2-1/4"	3-3/8"	1
DW1706	1/4"	2-1/2"	4"	1

AVAILABLE	DIA.	FLUTE LENGTH	OVERALL LENGTH	QTY
DW1708	5/16"	3-1/8"	4-3/4"	1
DW1710	3/8"	3-1/2"	5-1/4"	1
DW1714	1/2"	4"	6"	1


Brad Point Drill Bit Set



AVAILABLE	INCLUDES
DW1720	6-pc. Brad Point Drill Bit Set (1) 3/8" x 2-3/4" Bit (1) 3/16" x 3-3/8" Bit (1) 1/4" x 4" Bit (1) 5/16" x 4-3/4" Bit (1) 3/8" x 5-1/4" Bit (1) 1/2" x 6" Bit

DRILL/DRIVE ACCESSORIES

Drill/Drive Accessories



AVAILABLE	
DW2700	#6 Drill Flip Drive Complete Unit
DW2701	#8 Drill Flip Drive Complete Unit
DW2702	#10 Drill Flip Drive Complete Unit
DW2710	#6 Replacement Drill Bit and Countersink
DW2711	#8 Replacement Drill Bit and Countersink
DW2712	#10 Replacement Drill Bit and Countersink
DW2720	#6 Drill Flip Drive Replacement Drill Bit
DW2721	#8 Drill Flip Drive Replacement Drill Bit
DW2722	#10 Drill Flip Drive Replacement Drill Bit


Drill/Drive Sets



AVAILABLE	INCLUDES
DW2730	8-pc. Drill/Drive Set Drill/Drive Holder Drill/Drive Connector (3) Screwdriver Bit Tips (1) #6 Drill Bit with Countersink (1) #8 Drill Bit with Countersink (1) #8 Replacement Drill Bit Hex Wrench Heavy-Duty Container
DW2735P	12-pc. Drill/Drive Set Drill/Drive Holder Drill/Drive Connector (3) Screwdriver Bit Tips (1) #6 Drill Bit with Countersink (1) #8 Drill Bit with Countersink (1) #10 Drill Bit with Countersink (1) #6 Replacement Drill Bit (2) #8 Replacement Drill Bits (1) #10 Replacement Drill Bit Hex Wrench Heavy-Duty Container

RAPID LOAD® COUNTERSINKS

Countersinks & Replacement Drill Bits



AVAILABLE	
DW2537	#6 Countersink 9/64" Replacement Drill Bit
DW2538	#8 Countersink 11/64" Replacement Drill Bit
DW2539	#10 Countersink 3/16" Replacement Drill Bit
DW2540	#12 Countersink 7/32" Replacement Drill Bit
DW2567	#6 Countersink with 9/64" Drill Bit
DW2568	#8 Countersink with 11/64" Drill Bit
DW2569	#10 Countersink with 3/16" Drill Bit
DW2570	#12 Countersink with 7/32" Drill Bit

IMPACT READY® COMBINATION TAP & DRILL BITS

Combination Tap & Drill Bits



AVAILABLE	QTY
DWADT832	8-32 UNC Drill Tap
DWADT1024	10-24 UNF Drill Tap
DWADT1032	10-32 UNF Drill Tap
DWADT1224	12-24 UNC Drill Tap
DWADT1420	1/4"-20 UNC Drill Tap
DWADT3816	3/8"-16 UNC Drill Tap
DWADT51618	5/16"-18 UNC Drill Tap
DWADTQR832	8-32 UNC Drill Tap
DWADTQR1024	10-24 UNC Drill Tap
DWADTQR1032	10-32 UNF Drill Tap

AVAILABLE	QTY
DWADTQR1224	12-24 UNC Drill Tap
DWADTQR1420	1/4"-20 UNC Drill Tap
DWADTQR3816	3/8"-16 UNC Drill Tap
DWADTQR51618	5/16"-18 UNC Drill Tap
DWADTQR3MM5	3mm x .5 Drill Tap
DWADTQR4MM7	4mm x .7 Drill Tap
DWADTQR5MM8	5mm x .8 Drill Tap
DWADTQR6MM1	6mm x 1 Drill Tap
DWADTQR8MM125	8mm x 1.25 Drill Tap
DWADTQR10MM15	10mm x 1.5 Drill Tap

Combination Tap & Drill Bit Sets



AVAILABLE	INCLUDES
DWADT5SET	5-pc. IMPACT READY® Combination Tap & Drill Bit Set (1) 8-32 UNC Drill Tap (1) 10-24 UNF Drill Tap (1) 10-32 UNF Drill Tap (1) 12-24 UNC Drill Tap (1) 1/4"-20 Drill Tap
DWADTQR5SET	5-pc. IMPACT READY® Combination Tap & Drill Bit Set (1) 8-32 UNC Drill Tap (1) 10-24 UNF Drill Tap (1) 10-32 UNF Drill Tap (1) 12-24 UNC Drill Tap (1) 1/4"-20 UNC Drill Tap

IMPACT READY® STEP DRILL BITS

Step Drill Bits



IMPACT READY
IMPACT DRIVER ACCESSORIES

AVAILABLE		# OF HOLES	STEP INCREMENTS	SHANK DIA.	MAX MATERIAL THICKNESS
DWA1783IR	IMPACT READY® 1/8" - 1/2" Step Drill Bit	13	1/32"	1/4"	1/8"
DWA1784IR	IMPACT READY® 3/16" - 1/2" Step Drill Bit	6	1/16"	1/4"	5/16"
DWA1786IR	IMPACT READY® 3/16" - 7/8" Step Drill Bit	12	1/16"	1/4"	1/8"
DWA1789IR	IMPACT READY® 7/8" - 1-1/8" Step Drill Bit	2	-	1/4"	1/8"

Step Drill Bit Set



IMPACT READY
IMPACT DRIVER ACCESSORIES

AVAILABLE	INCLUDES
DWA1790IR	3-pc. IMPACT READY® Step Drill Bit Set (1) 1/8" - 1/2" Step Drill Bit (1) 3/16" - 1/2" Step Drill Bit (1) 3/16" - 7/8" Step Drill Bit

HEAVY-DUTY SPADE BITS

Heavy-Duty Spade Bits



AVAILABLE	DIA.	USABLE LENGTH	OVERALL LENGTH	QTY
DW1570	1/4"	4-3/4"	6"	1
DW1571	5/16"	4-3/4"	6"	1
DW1572	3/8"	4-3/4"	6"	1
DW1590	3/8"	4-3/4"	16"	1
DW1573	7/16"	4-3/4"	6"	1
DW1574	1/2"	4-3/4"	6"	1
DW1591	1/2"	4-3/4"	16"	1
DW1575	9/16"	4-3/4"	6"	1
DW1576	5/8"	4-3/4"	6"	1
DW1592	5/8"	4-3/4"	16"	1
DW1577	11/16"	4-3/4"	6"	1
DW1578	3/4"	4-3/4"	6"	1

AVAILABLE	DIA.	USABLE LENGTH	OVERALL LENGTH	QTY
DW1578B25	3/4"	4-3/4"	6"	25
DW1593	3/4"	4-3/4"	16"	1
DW1579	13/16"	4-3/4"	6"	1
DW1593	7/8"	4-3/4"	6"	1
DW1594	7/8"	4-3/4"	16"	1
DW1581	15/16"	4-3/4"	6"	1
DW1594	1"	4-3/4"	6"	1
DW1595	1"	4-3/4"	16"	1
DW1583	1-1/8"	4-3/4"	6"	1
DW1584	1-1/4"	4-3/4"	6"	1
DW1585	1-3/8"	4-3/4"	6"	1
DW1586	1-1/2"	4-3/4"	6"	1

Heavy-Duty Spade Bit Extensions



AVAILABLE	QTY
DW1588	6" Extension
DW1589	12" Extension

Heavy-Duty Spade Bit Set



AVAILABLE	INCLUDES
DW1587	6-pc. Heavy-Duty Spade Bit Set (1) 3/8" x 6" Bit (1) 1/2" x 6" Bit (1) 5/8" x 6" Bit (1) 3/4" x 6" Bit (1) 7/8" x 6" Bit (1) 1" x 6" Bit

SHIP AUGER DRILL BITS

Ship Auger Drill Bits



AVAILABLE	DIA.	FLUTE LENGTH	OVERALL LENGTH	QTY
DW1680	9/16"	12"	17"	1
DW1681	5/8"	12"	17"	1
DW1665	5/8"	4"	6"	1
DW1682	11/16"	12"	17"	1
DW1667	3/4"	4"	6"	1
DW1683	3/4"	12"	17"	1
DW1684	13/16"	12"	17"	1
DW1669	7/8"	4"	6"	1
DW1685	7/8"	12"	17"	1
DW1686	15/16"	12"	17"	1
DW1671	1"	4"	6"	1

AVAILABLE	DIA.	FLUTE LENGTH	OVERALL LENGTH	QTY
DW1687	1"	12"	17"	1
DW1688	1-1/16"	12"	17"	1
DW1673	1-1/8"	4"	6"	1
DW1689	1-1/8"	12"	17"	1
DW1674	1-1/4"	4"	6"	1
DW1690	1-1/4"	12"	17"	1
DW1675	1-3/8"	4"	6"	1
DW1691	1-3/8"	12"	17"	1
DW1676	1-1/2"	4"	6"	1
DW1692	1-1/2"	12"	17"	1

DIAMOND DRILL BITS

Diamond Bits for Drilling Tile



AVAILABLE	DIA.	USABLE LENGTH	OVERALL LENGTH	QTY
DW5570	1/16"	3/16"	2-3/16"	1
DW5572	1/4"	1/4"	2-3/16"	1
DW5574	5/16"	5/16"	2-3/16"	1
DW5576	3/8"	3/8"	2-3/16"	1
DW5578	1/2"	1/2"	2-3/16"	1

AVAILABLE	DIA.	USABLE LENGTH	OVERALL LENGTH	QTY
DW5580	5/8"	5/8"	2-3/16"	1
DW5582	3/4"	3/4"	2-3/16"	1
DW5584	1"	1"	2-3/16"	1
DW5586	1-3/8"	1-3/8"	2-3/16"	1

HEAVY-DUTY SELF-FEED BITS

Heavy-Duty Self-Feed Bits



AVAILABLE	DIA.	USABLE LENGTH	OVERALL LENGTH	QTY
DW1630	1"	3-9/64"	4-1/2"	1
DW1631	1-1/8"	3-9/64"	4-1/2"	1
DW1632	1-1/4"	3-9/64"	4-1/2"	1
DW1633	1-3/8"	3-9/64"	4-1/2"	1
DW1635	1-3/4"	3-9/64"	4-1/2"	1
DW1636	2"	3-9/64"	4-1/2"	1

AVAILABLE	DIA.	USABLE LENGTH	OVERALL LENGTH	QTY
DW1637	2-1/8"	3-9/64"	4-1/2"	1
DW1639	2-9/16"	3-9/64"	4-1/2"	1
DW1640	3"	3-9/64"	4-1/2"	1
DW1641	3-5/8"	3-9/64"	4-1/2"	1
DW1642	4-5/8"	3-9/64"	4-1/2"	1

Heavy-Duty Self-Feed Bit Extension



AVAILABLE	QTY
DW1647 12" Extension	1

Heavy-Duty Self-Feed Drill Bit Sets



AVAILABLE	INCLUDES
DW1649 8-pc. Heavy-Duty Self-Feed Drill Bit Set	(1) 1" Bit (1) 1-1/8" Bit (1) 1-1/4" Bit (1) 1-1/2" Bit (1) 1-3/4" Bit (1) 2-1/8" Bit (1) 2-9/16" Bit (1) 5-1/2" Extension ToughCase® Container

CARBIDE HOLE SAWS

Carbide Hole Saws



AVAILABLE	DIAMETER	QTY
DWACM1812	3/4"	1
DWACM1813	13/16"	1
DWACM1814	7/8"	1
DWACM1816	1"	1
DWACM1818	1-1/8"	1
DWACM1820	1-1/4"	1
DWACM1822	1-3/8"	1
DWACM1824	1-1/2"	1
DWACM1828	1-3/4"	1

AVAILABLE	DIAMETER	QTY
DWACM1832	2"	1
DWACM1834	2-1/8"	1
DWACM1836	2-1/4"	1
DWACM1838	2-3/8"	1
DWACM1840	2-1/2"	1
DWACM1842	2-5/8"	1
DWACM1848	3"	1
DWACM1856	3-1/2"	1
DWACM1864	4"	1

Replacement Pilot Bit



AVAILABLE	QTY
DWACM1808 Carbide Metal Hole Saw Replacement Pilot Bit	1

Carbide Hole Saw Set



AVAILABLE	INCLUDES
DWACM1802 3-pc. Metal Cutting Carbide Hole Saw Set	(1) 7/8" Hole Saw (1) 1-1/8" Hole Saw (1) 1-3/8" Hole Saw ToughCase® Container

CARBIDE HOLE SAWS

Bi-Metal Hole Saws



AVAILABLE	DIAMETER	MAX SPEED	QTY
D180009	9/16"	550 rpm	1
D180010	5/8"	530 rpm	1
D180011	11/16"	500 rpm	1
D180012	3/4"	460 rpm	1
D180098	25/32"	425 rpm	1
D180013	13/16"	425 rpm	1
D180014	7/8"	390 rpm	1
D180015	15/16"	370 rpm	1
D180016	1"	350 rpm	1
D180017	1-1/16"	325 rpm	1
D180018	1-1/8"	300 rpm	1
D180019	1-3/16"	285 rpm	1
D180020	1-1/4"	275 rpm	1
D180021	1-5/16"	260 rpm	1
D180022	1-3/8"	250 rpm	1
D180023	1-7/16"	240 rpm	1
D180024	1-1/2"	230 rpm	1
D180025	1-9/16"	220 rpm	1
D180026	1-5/8"	210 rpm	1
D180027	1-11/16"	205 rpm	1
D180028	1-3/4"	195 rpm	1
D180029	1-13/16"	190 rpm	1
D180030	1-7/8"	180 rpm	1
D180032	2"	170 rpm	1
D180033	2-1/16"	165 rpm	1

AVAILABLE	DIAMETER	MAX SPEED	QTY
D180034	2-1/8"	160 rpm	1
D180036	2-1/4"	150 rpm	1
D180038	2-3/8"	140 rpm	1
D180040	2/1/2"	135 rpm	1
D180041	2-9/16"	130 rpm	1
D180042	2-5/8"	130 rpm	1
D180043	2/16"	125 rpm	1
D180044	2-3/4"	125 rpm	1
D180046	2-7/8"	120 rpm	1
D180048	3"	115 rpm	1
D180050	3-1/8"	110 rpm	1
D180052	3-1/4"	105 rpm	1
D180054	3-3/8"	100 rpm	1
D180056	3-1/2"	95 rpm	1
D180058	3-5/8"	95 rpm	1
D180060	3-3/4"	90 rpm	1
D180062	3-7/8"	85 rpm	1
D180064	4"	85 rpm	1
D180066	4-1/8"	85 rpm	1
D180068	4-1/4"	80 rpm	1
D180072	4-1/2"	75 rpm	1
D180076	4-3/4"	70 rpm	1
D180080	5"	65 rpm	1
D180088	5-1/2"	60 rpm	1
D180096	6"	55 rpm	1

Door Lock Installation Kit



AVAILABLE	INCLUDES
D180004	5-pc. Bi-Metal Hole Saw Door Lock Installation Kit (1) 1" Hole Saw (1) 2-1/8" Hole Saw (1) Mandrel (1) Drill Guide

Bi-Metal Hole Saw Sets



AVAILABLE	INCLUDES
D180001	9-pc. Plumber's Hole Saw Set (1) 3/4" Hole Saw (1) 7/8" Hole Saw (1) 1-1/8" Hole Saw (1) 1-1/2" Hole Saw (1) 1-3/4" Hole Saw (1) 2" Hole Saw (1) 2-1/4" Hole Saw Large Quick Change Mandrel Small Quick Change Mandrel Reusable Case
D180002	9-pc. Electrician's Hole Saw Set (1) 7/8" Hole Saw (1) 1-1/8" Hole Saw (1) 1-3/8" Hole Saw (1) 1-1/2" Hole Saw (1) 1-3/4" Hole Saw (1) 2" Hole Saw (1) 2-1/4" Hole Saw Large Quick Change Mandrel Small Quick Change Mandrel Reusable Case
D180005	13-pc. Master Hole Saw Set (1) 3/4" Hole Saw (1) 7/8" Hole Saw (1) 1" Hole Saw (1) 1-1/8" Hole Saw (1) 1-3/8" Hole Saw (1) 1-1/2" Hole Saw (1) 1-3/4" Hole Saw (1) 2" Hole Saw (1) 2-1/8" Hole Saw (1) 2-1/2" Hole Saw Large Quick Change Mandrel Small Quick Change Mandrel Reusable Case

IMPACT READY® HOLE SAWS

Hole Saws



AVAILABLE	DIAMETER	QTY
D180012IR	3/4"	1
D180014IR	7/8"	1
D180016IR	1"	1
D180018IR	1-1/8"	1
D180020IR	1-1/4"	1
D180022IR	1-3/8"	1
D180024IR	1-1/2"	1

5-pc. Hole Saw Set



AVAILABLE	INCLUDES
D18001R5	(1) 3/4" Bit (1) 7/8" Bit (2) 1-1/8" Bits (1) 1-3/8" Bit ToughCase® Container

IMPACT READY
IMPACT DRIVER ACCESSORIES

IMPACT READY
IMPACT DRIVER ACCESSORIES

FLEXVOLT® HOLE SAWS

Carbide Hole Saws



AVAILABLE	DIAMETER	QTY
DWAFV0138	1-3/8"	1
DWAFV0218	2-1/8"	1
DWAFV0214	2-1/4"	1
DWAFV02916	2-9/16"	1
DWAFV02916PB	2-9/16"	1, Pilot Bit
DWAFV03	3"	1
DWAFV0338	3-3/8"	1

AVAILABLE	DIAMETER	QTY
DWAFV0358	3-5/8"	1
DWAFV0400	4"	1
DWAFV0414	4-1/4"	1
DWAFV0458	4-5/8"	1
DWAFV0514	5-1/4"	1
DWAFV0614	6-1/4"	1

7-pc. Carbide Hole Saw Set



AVAILABLE	INCLUDES
DWAFV07SET	(1) 2-1/8" Bit (1) 2-9/16" Bit (1) 3-5/8" Bit (3) Self-Feed Pilot Bits (1) Quick-Change Mandrel Reusable Case

Mandrel & Pilot Bit



AVAILABLE		QTY
DWAFV0PB	Pilot Bit	1
DWAFV0PBM	Pilot Bit with Mandrel	1

2X LONG LIFE™ HOLE SAWS

Premium Hole Saws



AVAILABLE	DIAMETER	MAX SPEED	QTY
DWA1809	9/16"	550 rpm	1
DWA1810	5/8"	530 rpm	1
DWA1811	11/16"	500 rpm	1
DWA1812	3/4"	460 rpm	1
DWA1813	13/16"	425 rpm	1
DWA1814	7/8"	390 rpm	1
DWA1815	15/16"	370 rpm	1
DWA1816	1"	350 rpm	1
DWA1817	1-1/16"	325 rpm	1
DWA1818	1-1/8"	300 rpm	1
DWA1819	1-3/16"	285 rpm	1
DWA1820	1-1/4"	275 rpm	1
DWA1821	1-5/16"	260 rpm	1
DWA1822	1-3/8"	250 rpm	1
DWA1823	1-7/16"	240 rpm	1
DWA1824	1-1/2"	230 rpm	1
DWA1825	1-9/16"	220 rpm	1
DWA1826	1-5/8"	210 rpm	1
DWA1827	1-11/16"	205 rpm	1
DWA1828	1-3/4"	195 rpm	1
DWA1829	1-13/16"	190 rpm	1
DWA1830	1-7/8"	180 rpm	1
DWA1832	2"	170 rpm	1
DWA1833	2-1/16"	165 rpm	1

AVAILABLE	DIAMETER	MAX SPEED	QTY
DWA1834	2-1/8"	160 rpm	1
DWA1836	2-1/4"	150 rpm	1
DWA1838	2-3/8"	140 rpm	1
DWA1840	2 1/2"	135 rpm	1
DWA1841	2-9/16"	130 rpm	1
DWA1842	2-5/8"	130 rpm	1
DWA1844	2-3/4"	125 rpm	1
DWA1846	2-7/8"	120 rpm	1
DWA1848	3"	115 rpm	1
DWA1850	3-1/8"	110 rpm	1
DWA1852	3-1/4"	105 rpm	1
DWA1854	3-3/8"	100 rpm	1
DWA1856	3-1/2"	95 rpm	1
DWA1858	3-5/8"	95 rpm	1
DWA1860	3-3/4"	90 rpm	1
DWA1862	3-7/8"	85 rpm	1
DWA1864	4"	85 rpm	1
DWA1866	4-1/8"	85 rpm	1
DWA1868	4-1/4"	80 rpm	1
DWA1872	4-1/2"	75 rpm	1
DWA1876	4-3/4"	70 rpm	1
DWA1880	5"	65 rpm	1
DWA1888	5-1/2"	60 rpm	1
DWA1896	6"	55 rpm	1

Premium Hole Saw Sets



AVAILABLE	INCLUDES
DWA1801	9-pc. Plumber's Premium Hole Saw Set (1) 3/4" Hole Saw (1) 7/8" Hole Saw (1) 1-1/8" Hole Saw (1) 1-1/2" Hole Saw (1) 1-3/4" Hole Saw (1) 2-1/4" Hole Saw Large Quick Change Mandrel Small Quick Change Mandrel Reusable Case
DWA1802	9-pc. Electrician's Premium Hole Saw Set (1) 7/8" Hole Saw (1) 1-1/8" Hole Saw (1) 1-3/8" Hole Saw (1) 1-3/4" Hole Saw (1) 2" Hole Saw (1) 2-1/4" Hole Saw Large Quick Change Mandrel Small Quick Change Mandrel Reusable Case
DWA1805	13-pc. Master Premium Hole Saw Set (1) 3/4" Hole Saw (1) 7/8" Hole Saw (1) 1" Hole Saw (1) 1-1/8" Hole Saw (1) 1-3/8" Hole Saw (1) 1-1/2" Hole Saw (1) 1-3/4" Hole Saw (1) 2" Hole Saw (1) 2-1/8" Hole Saw (1) 2-1/2" Hole Saw Large Quick Change Mandrel Small Quick Change Mandrel Reusable Case

HOLE SAW ACCESSORIES

Arbors for Hole Saws



AVAILABLE		SHANK DIAMETER	HOLE SAW SIZE	QTY
DW1800	Standard	1/4"	9/16" - 1-3/16"	1
DW1801	Standard	3/8"	9/16" - 1-3/16"	1
DW1810	Quick Change	3/8"	9/16" - 1-3/16"	1
DW1818	Standard	3/8"	1-1/4" - 3"	1
DW1805	Quick Change	3/8"	1-1/4" - 3"	1
DW1802	Standard	7/16"	1-1/4" - 6"	1
DW1803	Quick Change	7/16"	1-1/4" - 6"	1

Replacement Pilot Bits



AVAILABLE		OVERALL LENGTH	QTY
DW1807	Short Replacement Pilot Bit	3"	1
DW1808	Long Replacement Pilot Bit	4"	1

PHILLIPS SCREWDRIVING BITS

1" Phillips Screwdriving Bits



AVAILABLE	TIP	LENGTH	QTY
DW2001	#1	1"	2
DW2002	#2	1"	2
DW2002B10	#2	1"	10
DW2002B25	#2	1"	25
DW2002B30	#2	1"	30

AVAILABLE	TIP	LENGTH	QTY
DW2002C30	#2	1"	30
DW2002BL	#2	1"	100
DW2003	#3	1"	2
DW2003BL	#3	1"	100

Phillips Power Screwdriving Bits



AVAILABLE	TIP	LENGTH	QTY
DW2021	#1	2"	1
DW2022	#2	2"	1
DW2115	#2	2"	5
DW2022B6	#2	2"	6
DW2022CR6	#2	2"	6
DW2022B	#2	2"	100
DW2023	#3	2"	1
DW2023B	#3	2"	100

AVAILABLE	TIP	LENGTH	QTY
DW2031	#1	3-1/2"	1
DW2032	#2	3-1/2"	1
DW2032B25	#2	3-1/2"	25
DW2032B	#2	3-1/2"	50
DW2033	#3	3-1/2"	1
DW2061	#1	6"	1
DW2062	#2	6"	1
DW2063	#3	6"	1

IMPACT READY® PHILLIPS SCREWDRIVING BITS

1" Phillips Screwdriving Bits



AVAILABLE	TIP	LENGTH	QTY
DWA1PR1IRB	#1 Reduced	1"	50
DWA1PR2IR2	#2 Reduced	1"	2
DWA1PR2IRB	#2 Reduced	1"	50
DWA1PH0IRB	#0	1"	50
DWA1PH1IR2	#1	1"	2
DWA1PH1IRB	#1	1"	50

AVAILABLE	TIP	LENGTH	QTY
DWA1PH2IR2	#2	1"	2
DWA1PH2IR5	#2	1"	5
DWA1PH2IR10	#2	1"	10
DWA1PH2IRB	#2	1"	50
DWA1PH3IR2	#3	1"	2
DWA1PH3IRB	#3	1"	50

Phillips Power Screwdriving Bits



AVAILABLE	TIP	LENGTH	QTY
DWA2PH1IR2	#1	2-1/4"	2
DWA2PH1IRB	#1	2-1/4"	50
DWA2PH2IR	#2	2-1/4"	1
DWA2PH2IR5	#2	2-1/4"	5
DWA2PH2IR15	#2	2-1/4"	15
DWA2PH2IRB	#2	2-1/4"	50
DWA2PH3IR2	#3	2-1/4"	2
DWA2PH3IRB	#3	2-1/4"	50
DWA3PH1IRB	#1	3-1/2"	50

AVAILABLE	TIP	LENGTH	QTY
DWA3PH2IR	#2	3-1/2"	1
DWA3PH2IR5	#2	3-1/2"	5
DWA3PH2IRB	#2	3-1/2"	50
DWA3PH3IRB	#3	3-1/2"	50
DWA6PH1IRB	#1	6"	50
DWA6PH2IR	#2	6"	1
DWA6PH2IRB	#2	6"	50
DWA6PH3IRB	#3	6"	50

DRYWALL SCREWDRIVING BITS +

1" Drywall Screwdriving Bits



AVAILABLE	TIP	LENGTH	QTY
DW2105	#2	1"	5
DW2125	#2	1"	25
DW2004BL50	#2	1"	50
DW2004BL	#2	1"	100

Drywall Power Screwdriving Bits



AVAILABLE	TIP	LENGTH	QTY
DWA6PHC2-5	#2	6"	5
DWA6PCH2-B25	#2	6"	25

DECK SCREWDRIVING BITS +

Deck Screwdriving Bits



AVAILABLE		QTY
DW2025	1" Deck Screwdriving Bits	3
DW2026	2" Deck Power Screwdriving Bits	3

IMPACT READY® POZIDRIV® SCREWDRIVING BITS +

1" POZIDRIV® Screwdriving Bits



AVAILABLE	TIP	LENGTH	QTY
DWA1PZ1RB	#0	1"	50
DWA1PZ1IRB	#1	1"	50
DWA1PZ2IRB	#2	1"	50
DWA1PZ3IRB	#3	1"	50



POZIDRIV® Power Screwdriving Bits



AVAILABLE	TIP	LENGTH	QTY
DWA2PZ1IRB	#1	2-1/4"	50
DWA2PZ2IRB	#2	2-1/4"	50
DWA2PZ3IRB	#3	2-1/4"	50
DWA3PZ1IRB	#1	3-1/2"	50
DWA3PZ2IRB	#2	3-1/2"	50
DWA3PZ3IRB	#3	3-1/2"	50
DWA6PZ1IRB	#1	6"	50
DWA6PZ2IRB	#2	6"	50
DWA6PZ3IRB	#3	6"	50



SLOTTED SCREWDRIVING BITS -

1" Slotted Screwdriving Bits



AVAILABLE	TIP	LENGTH	QTY
DW2006	#6	1"	2
DW2008	#8	1"	2
DW20068	#6-8	1"	2
DW2010	#10	1"	2

Slotted Power Screwdriving Bits



AVAILABLE	TIP	LENGTH	QTY
DW2015	#6	2"	2
DW2016	#8	2"	2
DW2017	#10	2"	2
DW2038	#8	3-1/2"	1
DW2040	#10	3-1/2"	1
DW2065	#6	6"	1

IMPACT READY® SLOTTED SCREWDRIVING BITS

1" Slotted Screwdriving Bits



AVAILABLE	TIP	LENGTH	QTY
DWA1SL2IRB	#2-4	1"	50
DWA1SL4IRB	#4-6	1"	50
DWA1SL6IRB	#6-8	1"	50
DWA1SL8IRB	#8-10	1"	50
DWA1SL10IRB	#10-12	1"	50
DWA1SL12IRB	#12-14	1"	50
DWA1SL14IRB	#14-16	1"	50

Slotted Power Screwdriving Bits



AVAILABLE	TIP	LENGTH	QTY
DWA2SL2IRB	#2-4	2-1/4"	50
DWA2SL4IRB	#4-6	2-1/4"	50
DWA2SL6IRB	#6-8	2-1/4"	50
DWA2SL8IRB	#8-10	2-1/4"	50
DWA2SL10IR2	#10-12	2-1/4"	2
DWA2SL10IRB	#10-12	2-1/4"	50
DWA2SL12IRB	#12-14	2-1/4"	50
DWA3SL2IRB	#2-4	3-1/2"	50
DWA3SL4IRB	#4-6	3-1/2"	50
DWA3SL6IRB	#6-8	3-1/2"	50

AVAILABLE	TIP	LENGTH	QTY
DWA3SL10IR	#10-12	3-1/2"	1
DWA3SL10IRB	#10-12	3-1/2"	50
DWA3SL12IRB	#12-14	3-1/2"	50
DWA6SL2IRB	#2-4	6"	50
DWA6SL4IRB	#4-6	6"	50
DWA6SL6IRB	#6-8	6"	50
DWA6SL8IRB	#8-10	6"	50
DWA6SL10IRB	#10-12	6"	50
DWA6SL12IRB	#12-14	6"	50

SQUARE RECESS SCREWDRIVING BITS

1" Square Recess Screwdriving Bits



AVAILABLE	TIP	LENGTH	QTY
DW2201	#1	1"	2
DW2202	#2	1"	2
DW2202B10	#2	1"	10
DW2200	#2	1"	25
DW2202BL	#2	1"	100
DW2203	#3	1"	2

Square Recess Power Screwdriving Bits



AVAILABLE	TIP	LENGTH	QTY
DW2211	#1	2"	1
DW2212	#2	2"	1
DW2212B50	#2	2"	50
DW2212B	#2	2"	100
DW2213	#3	2"	1

AVAILABLE	TIP	LENGTH	QTY
DW2231	#1	3-1/2"	1
DW2232	#2	3-1/2"	1
DW2233	#3	3-1/2"	1
DW2262	#2	6"	1
DW2263	#3	6"	1

IMPACT READY® SQUARE RECESS SCREWDRIVING BITS

1" Square Recess Screwdriving Bits



AVAILABLE	TIP	LENGTH	QTY
DWA1SQ0IRB	#0	1"	50
DWA1SQ1IR	#1	1"	2
DWA1SQ1IRB	#1	1"	50
DWA1SQ2IR	#2	1"	2
DWA1SQ2IR5	#2	1"	5
DWA1SQ2IR10	#2	1"	10
DWA1SQ2IRB	#2	1"	50
DWA1SQ3IR2	#3	1"	2
DWA1SQ3IRB	#3	1"	50

Square Recess Power Screwdriving Bits



AVAILABLE	TIP	LENGTH	QTY
DWA2SQ1IR2	#1	2-1/4"	2
DWA2SQ1IRB	#1	2-1/4"	50
DWA2SQ2IR	#2	2-1/4"	1
DWA2SQ2IR5	#2	2-1/4"	5
DWA2SQ2IRB	#2	2-1/4"	50
DWA2SQ3IRB	#3	2-1/4"	50
DWA3SQ1IRB	#1	3-1/2"	50

AVAILABLE	TIP	LENGTH	QTY
DWA3SQ2IR	#2	3-1/2"	1
DWA3SQ2IRB	#2	3-1/2"	50
DWA3SQ3IRB	#3	3-1/2"	50
DWA6SQ1IRB	#1	6"	50
DWA6SQ2IRB	#2	6"	50
DWA6SQ3IRB	#3	6"	50

TORX SCREWDRIVING BITS

1" Torx Screwdriving Bits



AVAILABLE	TIP	LENGTH	QTY
DW2620B	T20	1"	50
DW2625B	T25	1"	50

Power Torx Screwdriving Bits



AVAILABLE	TIP	LENGTH	QTY
DW2648	T15	2"	1
DW2660	T20	2"	1
DW2660-2	T20	2"	2
DW2665	T25	2"	1

AVAILABLE	TIP	LENGTH	QTY
DW2665-2	T25	2"	2
DW2666	T25	2"	5
DW2665B25	T25	2"	25
DW2670	T30	2"	1

IMPACT READY® TORX SCREWDRIVING BITS

1" Torx Screwdriving Bits



AVAILABLE	TIP	LENGTH	QTY
DWA1TX6IRB	T6	1"	50
DWA1TX7IRB	T7	1"	50
DWA1TX8IRB	T8	1"	50
DWA1TX9IRB	T9	1"	50
DWA1TX10IR2	T10	1"	2
DWA1TX10IRB	T10	1"	50
DWA1TX15IR2	T15	1"	2
DWA1TX15IRB	T15	1"	50

AVAILABLE	TIP	LENGTH	QTY
DWA1TX20IR2	T20	1"	2
DWA1TX20IRB	T20	1"	50
DWA1TX25IR2	T25	1"	2
DWA1TX25IRB	T25	1"	50
DWA1TX27IRB	T27	1"	50
DWA1TX30IR2	T30	1"	2
DWA1TX30IRB	T30	1"	50
DWA1TX40IRB	T40	1"	50

1" Security Torx Screwdriving Bits



AVAILABLE	TIP	LENGTH	QTY
DWA1TS7IRB	T7	1"	50
DWA1TS8IRB	T8	1"	50
DWA1TS9IRB	T9	1"	50
DWA1TS10IR2	T10	1"	2
DWA1TS10IRB	T10	1"	50
DWA1TS15IR2	T15	1"	2
DWA1TS15IRB	T15	1"	50
DWA1TS20IR2	T20	1"	2

AVAILABLE	TIP	LENGTH	QTY
DWA1TS20IRB	T20	1"	50
DWA1TS25IR2	T25	1"	2
DWA1TS25IRB	T25	1"	50
DWA1TS27IRB	T27	1"	50
DWA1TS30IR2	T30	1"	2
DWA1TS30IRB	T30	1"	50
DWA1TS40IRB	T40	1"	50

Power Torx Screwdriving Bits



AVAILABLE	TIP	LENGTH	QTY
DWA2TX6IRB	T6	2-1/4"	50
DWA2TX7IRB	T7	2-1/4"	50
DWA2TX8IRB	T8	2-1/4"	50
DWA2TX9IRB	T9	2-1/4"	50
DWA2TX10IRB	T10	2-1/4"	50
DWA2TX15IR2	T15	2-1/4"	2
DWA2TX15IRB	T15	2-1/4"	50
DWA2TX20IR2	T20	2-1/4"	2
DWA2TX20IRB	T20	2-1/4"	50
DWA2TX25IR2	T25	2-1/4"	2
DWA2TX25IR5	T25	2-1/4"	5
DWA2TX25IRB	T25	2-1/4"	50
DWA2TX27IR2	T27	2-1/4"	2

AVAILABLE	TIP	LENGTH	QTY
DWA2TX27IRB	T27	2-1/4"	50
DWA2TX30IR2	T30	2-1/4"	2
DWA2TX30IRB	T30	2-1/4"	50
DWA2TX40IR2	T40	2-1/4"	2
DWA2TX40IRB	T40	2-1/4"	50
DWA3TX10IRB	T10	3-1/2"	50
DWA3TX15IRB	T15	3-1/2"	50
DWA3TX20IRB	T20	3-1/2"	50
DWA3TX25IR	T25	3-1/2"	1
DWA3TX25IRB	T25	3-1/2"	50
DWA3TX27IRB	T27	3-1/2"	50
DWA3TX30IRB	T30	3-1/2"	50

IMPACT READY® HEX SCREWDRIVING BITS

1" Hex Screwdriving Bits



AVAILABLE	TIP	LENGTH	QTY
DWA1HX116IRB	1/16"	1"	50
DWA1HX14IRB	1/4"	1"	50
DWA1HX18IRB	1/8"	1"	50
DWA1HX316IRB	3/16"	1"	50
DWA1HX332IRB	3/32"	1"	50
DWA1HX38IRB	3/8"	1"	50

AVAILABLE	TIP	LENGTH	QTY
DWA1HX516IRB	5/16"	1"	50
DWA1HX532IRB	5/32"	1"	50
DWA1HX564IRB	5/64"	1"	50
DWA1HX732IRB	7/32"	1"	50
DWA1HX764IRB	7/64"	1"	50
DWA1HX964IRB	9/64"	1"	50

1" Security Hex Screwdriving Bits



AVAILABLE	TIP	LENGTH	QTY
DWA1HS14IRB	1/4"	1"	50
DWA1HS18IRB	1/8"	1"	50
DWA1HS316IRB	3/16"	1"	50
DWA1HS332IRB	3/32"	1"	50
DWA1HS516IRB	5/16"	1"	50

AVAILABLE	TIP	LENGTH	QTY
DWA1HS532IRB	5/32"	1"	50
DWA1HS732IRB	7/32"	1"	50
DWA1HS764IRB	7/64"	1"	50
DWA1HS964IRB	9/64"	1"	50

POWER TOOL ACCESSORIES & FASTENERS

+ IMPACT READY® FREARSON SCREWDRIVING BITS

1" Frearson Screwdriving Bit



AVAILABLE		TIP	QTY
DW2025	1" Frearson Screwdriving Bits	#1	3
DW2026	2" Frearson Power Screwdriving Bits	#2	3



+ IMPACT READY® TORQ-SET SCREWDRIVING BITS

1" Torq-Set Screwdriving Bits



AVAILABLE	TIP	LENGTH	QTY
DWA1TQ01RB	#0	1"	50
DWA1TQ11RB	#1	1"	50
DWA1TQ21RB	#2	1"	50
DWA1TQ41RB	#4	1"	50
DWA1TQ61RB	#6	1"	50
DWA1TQ81RB	#8	1"	50
DWA1TQ101RB	#10	1"	50



Y IMPACT READY® TRI-WING SCREWDRIVING BITS

1" Tri-Wing Screwdriving Bits



AVAILABLE	TIP	LENGTH	QTY
DWA1TW21RB	#2	1"	50
DWA1TW31RB	#3	1"	50
DWA1TW41RB	#4	1"	50
DWA1TW51RB	#5	1"	50



X IMPACT READY® CLUTCH TYPE SCREWDRIVING BITS

1" Clutch Type Screwdriving Bits



AVAILABLE	TIP	LENGTH	QTY
DWA1TW21RB	3/16" Clutch Type A	1"	50
DWA1TW31RB	1/8" Clutch Type G	1"	50
DWA1TW41RB	3/16" Clutch Type G	1"	50
DWA1TW51RB	5/32" Clutch Type G	1"	50



! IMPACT READY® SPANNER SCREWDRIVING BITS

1" Spanner Screwdriving Bits



AVAILABLE	TIP	LENGTH	QTY
DWA1SP41RB	#4	1"	50
DWA1SP61RB	#6	1"	50
DWA1SP81RB	#8	1"	50
DWA1SP101RB	#10	1"	50
DWA1SP121RB	#12	1"	50
DWA1SP141RB	#14	1"	50



+ DOUBLE-ENDED SCREWDRIVING BITS



Double-Ended Screwdriving Bits



AVAILABLE	TIPS	LENGTH	QTY
DW2024	#2 Phillips, #8 Slotted	2"	1
DW2024B6	#2 Phillips, #8 Slotted	2"	6
DW2024CR6	#2 Phillips, #8 Slotted	2"	6
DW2024B	#2 Phillips, #8 Slotted	2"	100
DW2215	#2 Phillips, #2 Square	2"	3

AVAILABLE	TIPS	LENGTH	QTY
DW2028	#2 Phillips, #2 Phillips	2"	1
DW2029	#2 Phillips, #2 Phillips	2"	5
DW2028B6	#2 Phillips, #2 Phillips	2"	6
DW2028CR6	#2 Phillips, #2 Phillips	2"	6
DW2028B	#2 Phillips, #2 Phillips	2"	100

SCREW SETTERS

Screw Setters



AVAILABLE		QTY
DW2014	Drywall Screw Setter	1
DW2014B	Drywall Screw Setters	100
DW2043	Adjustable, Non-Magnetic Screw Setter	1

MAGNETIC NUT DRIVERS

Magnetic Nut Drivers



AVAILABLE	DIAMETER	OVERALL LENGTH	QTY
DW2218	1/4"	1-7/8"	1
DW2218B	1/4"	1-7/8"	50
DW2219	5/16"	1-7/8"	1
DW2219B	5/16"	1-7/8"	50
DW2220	3/8"	1-7/8"	1
DW2220B	3/8"	1-7/8"	50
DW2221	1/4"	2-9/16"	1
DW2221B25	1/4"	2-9/16"	25
DW2221B	1/4"	2-9/16"	50

AVAILABLE	DIAMETER	OVERALL LENGTH	QTY
DW2222	5/16"	2-9/16"	1
DW2222B25	5/16"	2-9/16"	25
DW2222B	5/16"	2-9/16"	50
DW2223	3/8"	2-9/16"	1
DW2223B	3/8"	2-9/16"	50
DW2227	7/16"	1-7/8"	1
DW2227B	7/16"	1-7/8"	50
DW2228B	7/16"	2-9/16"	50

Magnetic Nut Driver Sets



AVAILABLE	INCLUDES
DW2224	3-pc. Magnetic Nut Driver Set (1) 1/4" Nut Driver (1) 5/16" Nut Driver (1) 3/8" Nut Driver
DW2229	4-pc. Magnetic Nut Driver Set (1) 1/4" Nut Driver (1) 5/16" Nut Driver (1) 3/8" Nut Driver (1) 7/16" Nut Driver

Acoustical Eye Lag Driver



AVAILABLE	QTY
DW2225 Acoustical Eye Lag Driver	1

IMPACT READY® MAGNETIC NUT DRIVERS

Magnetic Nut Drivers



IMPACT READY
IMPACT DRIVER ACCESSORIES

AVAILABLE	DIAMETER	OVERALL LENGTH	QTY
DW2218IR	1/4"	1-7/8"	1
DW2218IRB	1/4"	1-7/8"	25
DW2219IR	5/16"	1-7/8"	1
DW2219IRB	5/16"	1-7/8"	25
DW2220IR	3/8"	1-7/8"	1
DW2227IR	7/16"	1-7/8"	1
DW2230IR	1/2"	1-7/8"	1
DW2221IR	1/4"	2-9/16"	1

AVAILABLE	DIAMETER	OVERALL LENGTH	QTY
DW2221IRB	1/4"	2-9/16"	25
DW2222IR	5/16"	2-9/16"	1
DW2222IRB	5/16"	2-9/16"	25
DW2223IR	3/8"	2-9/16"	1
DW2223IRB	3/8"	2-9/16"	25
DW2228IR	7/16"	2-9/16"	1
DW2234IR	1/2"	2-9/16"	1

Pivoting Magnetic Nut Drivers

DW2221IRP

DW2223IRP

DW2234IRP



IMPACT READY
IMPACT DRIVER ACCESSORIES

AVAILABLE	QTY
DW2221IRP IMPACT READY® 1/4" Pivoting Magnetic Nut Driver	1
DW2219IRP IMPACT READY® 5/16" Pivoting Magnetic Nut Driver	1
DW2223IRP IMPACT READY® 3/8" Pivoting Magnetic Nut Driver	1
DW2228IRP IMPACT READY® 7/16" Pivoting Magnetic Nut Driver	1
DW2234IRP IMPACT READY® 1/2" Pivoting Magnetic Nut Driver	1

Cleanable Magnetic Nut Drivers

DWA2222IR



IMPACT READY
IMPACT DRIVER ACCESSORIES

AVAILABLE	QTY
DWA2221IR IMPACT READY® 1/4" Pivoting Magnetic Nut Driver	1
DWA2222IR IMPACT READY® 5/16" Pivoting Magnetic Nut Driver	1
DWA2223IR IMPACT READY® 3/8" Pivoting Magnetic Nut Driver	1
DWA2228IR IMPACT READY® 7/16" Pivoting Magnetic Nut Driver	1
DWA2230IR IMPACT READY® 1/2" Pivoting Magnetic Nut Driver	1

IMPACT READY® MAGNETIC NUT DRIVERS

Magnetic Nut Driver Sets



IMPACT READY
IMPACT DRIVER ACCESSORIES

AVAILABLE		INCLUDES
DW2235IR	5-pc. IMPACT READY® Magnetic Nut Driver Set	(1) 1/4" Nut Driver (1) 5/16" Nut Driver (1) 3/8" Nut Driver (1) 7/16" Nut Driver (1) 1/2" Nut Driver
DWPVTDVR3	3-pc. IMPACT READY® Pivoting Magnetic Nut Driver Set	(1) 1/4" Nut Driver (1) 5/16" Nut Driver (1) 3/8" Nut Driver
DWPVTDVR	4-pc. IMPACT READY® Pivoting Magnetic Nut Driver Set	(1) 1/4" Nut Driver (1) 5/16" Nut Driver (1) 3/8" Nut Driver (1) 7/16" Nut Driver
DWPVTSET	10-pc. IMPACT READY® Pivoting Magnetic Nut Driver Set	(5) 1" #2 Phillips Screwdriving Bits (2) 1" #8 Slotted Screwdriving Bits (2) #2 Phillips Double-Sided Bits (1) Pivoting Nut Driver
DWA2240IR	3-pc. IMPACT READY® Cleanable Magnetic Nut Driver Set	(1) 1/4" Nut Driver (1) 5/16" Nut Driver (1) 3/8" Nut Driver

IMPACT READY® SOCKETS & SOCKET ADAPTERS

Sockets



IMPACT READY
IMPACT DRIVER ACCESSORIES

AVAILABLE	SOCKET SIZE	DRIVE SIZE	QTY
DW2284	3/8"	3/8"	1
DW2285	7/16"	3/8"	1
DW2286	1/2"	3/8"	1
DW2287	9/16"	3/8"	1
DW2288	5/8"	3/8"	1
DW2289	11/16"	3/8"	1
DW2290	13/16"	3/8"	1
DW2291	3/4"	3/8"	1
DW2292	13/16"	3/8"	1
DW2293	7/8"	3/8"	1
DW2294	15/16"	3/8"	1
DW22842	3/8"	1/2"	1

AVAILABLE	SOCKET SIZE	DRIVE SIZE	QTY
DW22852	7/16"	1/2"	1
DW22862	1/2"	1/2"	1
DW22872	9/16"	1/2"	1
DW22882	5/8"	1/2"	1
DW22902	3/4"	1/2"	1
DW22912	13/16"	1/2"	1
DW22922	7/8"	1/2"	1
DW22932	15/16"	1/2"	1
DW22942	1"	1/2"	1
DW22952	1-1/16"	1/2"	1
DW22962	1-1/8"	1/2"	1
DW22972	1-1/4"	1/2"	1

Socket Adapters

DW2541

DW2542



DW2547IR

DW2298


DW2299



IMPACT READY
IMPACT DRIVER ACCESSORIES

AVAILABLE	QTY	
DW2541	1/4" Socket Adapter	1
DW2542	3/8" Socket Adapter	1
DW2541IRB	IMPACT READY® 1/4" Hex Shank to 1/4" Socket Adapter	1
D2541IRB	IMPACT READY® 1/4" Hex Shank to 1/4" Socket Adapters	25
DW2542IR	IMPACT READY® 1/4" Hex Shank to 3/8" Socket Adapter	1
DW2542IRB	IMPACT READY® 1/4" Hex Shank to 3/8" Socket Adapters	25
DW2547IR	IMPACT READY® 1/4" Hex Shank to 1/2" Socket Adapter	1
DW2547IRB	IMPACT READY® 1/4" Hex Shank to 1/2" Socket Adapters	25
DW2298	1/2" Square to 1/2" RAPID LOAD® Adapter	1
DW2299	1/2" to 3/8" Reducer	1

Socket Sets



IMPACT READY
IMPACT DRIVER ACCESSORIES

AVAILABLE	INCLUDES
DW22838	10-pc. IMPACT READY® 3/8" Socket Set (1) 5/16" Socket (1) 3/8" Socket (1) 7/16" Socket (1) 1/2" Socket (1) 9/16" Socket (1) 5/8" Socket (1) 11/16" Socket (1) 3/4" Socket (1) 1/2" Socket (2) 1/4" Socket Adapters (2) 3/8" Socket Adapters
DW22838	10-pc. IMPACT READY® 1/2" Socket Set (1) 5/16" Socket (1) 3/8" Socket (1) 7/16" Socket (1) 1/2" Socket (1) 9/16" Socket (1) 5/8" Socket (1) 11/16" Socket (1) 3/4" Socket (1) 1/2" Socket (2) 1/4" Socket Adapters (2) 3/8" Socket Adapters

IMPACT READY® SCREWDRIVING BIT SETS



Screwdriving Sets



AVAILABLE	INCLUDES		
DWA20IRTIN 20-pc. IMPACT READY® FLEX TORQ® Screwdriving Set	(1) 1" #1 Phillips Bit (3) 1" #2 Phillips Bits (2) 1" #2 Square Bits (1) 1" T25 Torx Bit (1) 1" #10-12 Slotted Bit	(3) 2-1/4" #2 Phillips Bits (1) 2-1/4" #2 Square Bit (1) 2-1/4" T25 Torx Bit (1) 9/64" Titanium Drill Bit (1) 5/32" Titanium Drill Bit	(1) 3/16" Titanium Drill Bit (1) 7/32" Titanium Drill Bit (1) 1/4" Titanium Drill Bit Magnetic Screw Lock Sleeve Magnetic Bit Tip Holder
DWA2FTS22IR 22-pc. IMPACT READY® FLEX TORQ® Screwdriving Set	(1) #2 Phillips Bit (6) 2-1/4" #2 Phillips Bits (1) 2-1/4" #1 Phillips Bit (1) 2-1/4" #3 Phillips Bit (3) 2-1/4" #2 Square Bits (1) 2-1/4" #1 Square Bit	(1) 2-1/4" #3 Square Bit (3) 2-1/4" T25 Torx Bits (1) 2-1/4" T15 Torx Bit (2) 2-1/4" T20 Torx Bit (1) 2-1/4" T27 Torx Bit	(1) 2-1/4" #8-10 Slotted Bit Magnetic Screw Lock Sleeve ToughCase® Container
DWAX101HR 30-pc. IMPACT READY® FLEX TORQ® Screwdriving Set	(2) 1" #1 Phillips Bits (6) 1" #2 Phillips Bits (3) 1" #3 Phillips Bits (1) 1" #1 Square Bit (3) 1" #2 Square Bits	(1) 1" #3 Square Bit (2) 1" T20 Torx Bits (6) 1" T25 Torx Bits (2) 1" T27 Torx Bit (1) 1" #6-8 Slotted Bit	(3) 1" #8-10 Slotted Bits (1) 1" #10-12 Slotted Bit Magnetic Bit Tip Holder
DWA2NGFT35IR 35-pc. IMPACT READY® FLEX TORQ® Screwdriving Set	(1) 1" #1 Phillips Bit (6) 1" #2 Phillips Bits (3) 2-1/4" #2 Phillips Bits (2) 1" #3 Phillips Bits (2) 1" #1 Square Bits (4) 1" #2 Square Bits	(1) 1" #3 Square Bit (3) 1" T20 Torx Bits (4) 1" T25 Torx Bits (1) 1" T27 Torx Bit (1) 2-1/4" T25 Torx Bit (1) 1" #6 Slotted Bit	(2) 1" #8 Slotted Bits (1) 1" #10 Slotted Bit (1) 1/4" Magnetic Nut Driver (1) 5/16" Magnetic Nut Driver Magnetic Screw Lock Holder ToughCase® Container
DWA2T35IR 35-pc. IMPACT READY® FLEX TORQ® Screwdriving Set	(1) 1" #1 Phillips Bit (9) 1" #2 Phillips Bits (1) 1" #3 Phillips Bit (1) 1" #1 Square Bit (4) 1" #2 Square Bits (1) 1" #3 Square Bit (3) 1" T20 Torx Bits	(3) 1" T25 Torx Bits (1) 1" #6-8 Slotted Bit (1) 1" #8-10 Slotted Bit (1) 2-1/4" #2 Phillips Bit (1) 1/4" Magnetic Nut Driver (1) 5/16" Magnetic Nut Driver (1) 3/8" Magnetic Nut Driver	(1) 3/8" Socket Adapter (1) 3/8" Socket (1) 7/16" Socket (1) 1/2" Socket (1) 9/16" Socket Magnetic Screw Lock Holder
DWA2NGFT40IR 40-pc. IMPACT READY® FLEX TORQ® Screwdriving Set	(1) 1" #1 Phillips Bit (5) 1" #2 Phillips Bits (6) 2-1/4" #2 Phillips Bits (1) 1" #3 Phillips Bit (1) 1" #3 Square Bit (2) 2-1/4" #2 Square Bits (1) 1" #1 Square Bit (4) 1" #2 Square Bits	(1) 1" T15 Torx Bit (2) 1" T20 Torx Bits (3) 1" T25 Torx Bits (2) 2-1/4" T25 Torx Bits (1) 1" T27 Torx Bit (1) 1" #6 Slotted Bit (2) 1" #8 Slotted Bits (1) 1" #10 Slotted Bit	(1) 1/4" Magnetic Nut Driver (1) 5/16" Magnetic Nut Driver (1) 3/8" Socket Adapter (1) 3/8" Socket (1) 1/2" Socket Magnetic Screw Lock Sleeve Magnetic Bit Tip Holder ToughCase® Container
DWA2T40IR 40-pc. IMPACT READY® FLEX TORQ® Screwdriving Set	(1) 1" #1 Phillips Bit (7) 1" #2 Phillips Bits (1) 1" #3 Phillips Bit (1) 1" #1 Square Bit (3) 1" #2 Square Bits (1) 1" #3 Square Bit (1) 1" T15 Torx Bit (2) 1" T20 Torx Bits	(2) 1" #8-10 Slotted Bits (1) 1" #10-12 Slotted Bit (6) 2-1/4" #2 Phillips Bits (1) 2-1/4" #2 Square Bit (1) 2-1/4" T20 Torx Bit (3) 1" T25 Torx Bits (1) 1" T27 Torx Bit (1) 1" #6-8 Slotted Bit	(1) 2-1/4" T25 Torx Bit (1) 3-1/2" #2 Phillips Bit (1) 1/4" Magnetic Nut Driver (1) 5/16" Magnetic Nut Driver (1) 3/8" Socket Adapter Magnetic Bit Tip Holder



POWER TOOL ACCESSORIES & FASTENERS

SPECIALTY SCREWDRIVING BIT SETS



Specialty Screwdriving Bit Sets



AVAILABLE		INCLUDES		
DW2069	3-pc. POZIDRIV® Screwdriving Bit Set	(1) #1 POZIDRIV® Bit (1) #2 POZIDRIV® Bit (1) #3 POZIDRIV® Bit	-	-
DW2067	7-pc. Torx Screwdriving Bit Set	(1) 1" T10 Torx Bit (1) 1" T15 Torx Bit (1) 1" T20 Torx Bit (1) 1" T25 Torx Bit	(1) 1" T27 Torx Bit (1) 1" T30 Torx Bit (1) 1" T40 Torx Bit	-
DW2067SCR	7-pc. Security Torx Screwdriving Bit Set	(1) 1" T10 Security Torx Bit (1) 1" T15 Security Torx Bit (1) 1" T20 Security Torx Bit (1) 1" T25 Security Torx Bit	(1) 1" T27 Security Torx Bit (1) 1" T30 Security Torx Bit (1) 1" T40 Security Torx Bit	-
DW2068	9-pc. Hex Screwdriving Bit Set	(1) 1" 5/64" Hex Bit (1) 1" 3/32" Hex Bit (1) 1" 7/64" Hex Bit	(1) 1" 1/16" Hex Bit (1) 1" 1/8" Hex Bit (1) 1" 9/64" Hex Bit	(1) 1" 5/32" Hex Bit (1) 1" 3/16" Hex Bit (1) 1" 1/4" Hex Bit

RAPID LOAD® HOLDER SCREWDRIVING SETS



Holder Screwdriving Sets



RAPID LOAD®
QUICK CHANGE ACCESSORY SYSTEM

AVAILABLE		INCLUDES			
DW2507	6-pc. RAPID LOAD® Set	(1) 1" #2 Phillips Bit (1) 1" #2 Square Bit	(1) 1" #8 Slotted Bit (1) 1" T20 Torx Bit	(1) 1" T25 Torx Bit RAPID LOAD® Holder	-
DW2506CS	6-pc. RAPID LOAD® Set	(1) 1" #1 Phillips Bit (1) 1" #2 Phillips Bit	(1) 1" #8 Slotted Bit (1) 1" #10 Slotted Bit	(1) 1" #2 Square Bit RAPID LOAD® Holder	-
DW2513	15-pc. RAPID LOAD® Set	(1) 1" #1 Phillips Bit (4) 1" #2 Phillips Bits (1) 2" #2 Phillips Bit	(1) 1" #8 Slotted Bit (1) 1" #1 Square Bit (2) 1" #2 Square Bits	(1) 2" #2 Square Bit (1) 1/8" Drill Bit (1) 1/4" Drill Bit	RAPID LOAD® Holder Compact Magnetic Drive Guide ToughCase® Container
DW2503	20-pc. RAPID LOAD® Set	(1) 2" #1 Phillips Bit (2) 2" #2 Phillips Bits (1) 1" #1 Square Bit (1) 1" #2 Square Bit	(1) 2" #2 Square Bit (1) 2" #8 Slotted Bit (1) 3-1/2" #8 Slotted Bit (1) 1" T25 Torx Bit (1) 2" T25 Torx Bit	(1) 1/8" Drill Bit (1) 5/32" Drill Bit (1) 3/16" Drill Bit (1) 1/4" Nut Driver (1) 5/16" Nut Driver	(1) 3/8" Nut Driver RAPID LOAD® Holder Compact Magnetic Drive Guide ToughCase® Container
DWA13RD25	25-pc. RAPID LOAD® Set	(1) #2 Phillips Bits (2) 2" #2 Phillips Bits (1) 1" #3 Phillips Bit (1) 2" #3 Phillips Bit (1) 2" #1 Square Bit (1) 1" #2 Square Bit	(1) 2" #2 Square Bit (1) 1" T20 Torx Bit (1) 2" T20 Torx Bit (2) 1" T25 Torx Bits (1) 2" T25 Torx Bit (1) 1" T30 Torx Bit	(1) 1/16" Drill Bit (1) 3/32" Drill Bit (1) 1/8" Drill Bit (1) 1/8" Drill Bit (1) 1/4" Drill Bit (1) 1/4" Nut Driver	(1) 5/16" Nut Driver (1) 3/8" Socket Adapter RAPID LOAD® Holder ToughCase® Container
DW2504	27-pc. RAPID LOAD® Set	(2) 1" #1 Phillips Bits (2) 1" #2 Phillips Bits (2) 3-1/2" #2 Phillips Bits (1) 1" #8 Slotted Bit	(1) 2" #8 Slotted Bit (1) 1" #10 Slotted Bit (1) 1" #1 Square Bit (2) 1" #2 Square Bits (1) 2" #2 Square Bit	(1) 3-1/2" #2 Square Bit (1) 1/16" Drill Bit (1) 1/16" Drill Bit (1) 1/8" Drill Bit (1) 1/4" Drill Bit	(1) 1/4" Nut Driver RAPID LOAD® Holder Compact Magnetic Drive Guide ToughCase® Container
DW2521	28-pc. RAPID LOAD® Set	(2) 1" #1 Phillips Bits (2) 2" #1 Phillips Bits (3) 1" #2 Phillips Bits (2) 2" #2 Phillips Bits (1) 3-1/2" #2 Phillips Bit (2) 1" #8 Slotted Bits	(1) 1" #1 Square Bit (1) 1" #2 Square Bit (1) 3-1/2" #2 Square Bit (2) 1/16" Drill Bits (1) 3/32" Drill Bit (1) 1/8" Drill Bit	(1) 5/32" Drill Bit (1) 3/16" Drill Bit (1) 1/4" Nut Driver (1) 5/16" Nut Driver (1) 1/4" Socket Adapter (1) 3/8" Socket Adapter	RAPID LOAD® Holder Compact Magnetic Drive Guide ToughCase® Container
DW2518	30-pc. RAPID LOAD® Set	(1) 1" #1 Phillips Bit (1) 2" #1 Phillips Bit (9) 1" #2 Phillips Bits (1) 2" #2 Phillips Bit (1) 1" #8 Slotted Bit (1) 2" #8 Slotted Bit	(1) 2" #10 Slotted Bit (1) 1" #1 Square Bit (1) 1" #2 Square Bit (1) 2" #2 Square Bit (1) 1/16" Drill Bit (1) 3/32" Drill Bit	(2) 1/8" Drill Bits (1) 5/32" Drill Bit (1) 3/16" Drill Bit (1) 1/4" Nut Driver (1) 5/16" Nut Driver (1) 1/4" Socket Adapter	(1) 3/8" Socket Adapter RAPID LOAD® Holder Compact Magnetic Drive Guide ToughCase® Container
DW2520F	30-pc. RAPID LOAD® Set	(1) 1" #1 Phillips Bit (3) 1" #2 Phillips Bits (1) 2" #2 Phillips Bit (1) 3-1/2" #2 Phillips Bit (1) 1" #3 Phillips Bit (1) 2" #3 Phillips Bit (1) 1" #8 Slotted Bit	(1) 2" #8 Slotted Bit (1) 1" #1 Square Bit (2) 1" #2 Square Bits (1) 2" #2 Square Bit (1) 3-1/2" #2 Square Bit (1) 5/32" Drill Bit (1) 1" #3 Square Bit (1) 1" T25 Torx Bit	(1) 2" T25 Torx Bit (2) 1/16" Drill Bits (1) 3/32" Drill Bit (1) 1/8" Drill Bit (1) 5/32" Drill Bit (1) 3/16" Drill Bit (1) 1/4" Nut Driver	(1) 5/16" Nut Driver (1) 3/8" Socket Adapter RAPID LOAD® Holder 6" Magnetic Drive Guide Magnetic Bit Tip Holder ToughCase® Container
DW2522	32-pc. RAPID LOAD® Set	(1) 1" #1 Phillips Bit (2) 2" #1 Phillips Bits (5) 1" #2 Phillips Bits (2) 2" #2 Phillips Bits (1) 1" #8 Slotted Bit (1) 2" #8 Slotted Bit (1) 2" #10 Slotted Bit	(1) 1" #1 Square Bit (1) 1" #2 Square Bit (1) 3-1/2" #2 Square Bit (1) 1" #8 Slotted Bit (2) 1/16" Drill Bits (1) 3/32" Drill Bit (1) 1/8" Drill Bit	(1) 1/4" Nut Driver (1) 5/16" Nut Driver (1) 1/4" Socket Adapter (1) 5/32" Drill Bit (1) 3/16" Drill Bit (1) 1/2" Spade Bit (1) 3/4" Spade Bit	(1) 3/8" Socket Adapter (1) Drywall Dimpler RAPID LOAD® Holder Compact Magnetic Drive Guide ToughCase® Container
DW2530	35-pc. RAPID LOAD® Set	(1) 1" #1 Phillips Bit (2) 2" #1 Phillips Bits (6) 1" #2 Phillips Bits (4) 2" #2 Phillips Bits (1) 3-1/2" #2 Phillips Bit (1) 1" #3 Phillips Bit	(1) 1" #8 Slotted Bit (1) 2" #8 Slotted Bit (1) 2" #10 Slotted Bit (1) 1" #1 Square Bit (2) 1" #2 Square Bits (2) 2" #2 Square Bits	(2) 1/16" Drill Bits (1) 3/32" Drill Bit (1) 1/8" Drill Bit (1) 5/32" Drill Bit (1) 3/16" Drill Bit (1) 1/2" Spade Bit	(1) 3/4" Spade Bit (1) 1/4" Nut Driver (1) 5/16" Nut Driver RAPID LOAD® Holder Compact Magnetic Drive Guide ToughCase® Container

POWER TOOL ACCESSORIES & FASTENERS

MAGNETIC DRIVE GUIDE SCREWDRIVING SETS

Magnetic Drive Guide Screwdriving Sets



AVAILABLE		INCLUDES		
DW2055SD	4-pc. Magnetic Drive Guide Set	(1) 1" #2 Phillips Bit (1) 1" #2 Square Bit	(1) 1" #8 Slotted Bit Magnetic Drive Guide	-
DW2095	7-pc. Magnetic Drive Guide Set	(1) 1" #1 Phillips Bit (2) 1" #2 Phillips Bits	(1) 1" #8-10 Slotted Bit (1) 1" #2 Square Bit	(2) Magnetic Drive Guides
DW2089CS	12-pc. Magnetic Drive Guide Set	(1) 1" #1 Phillips Bit (2) 1" #2 Phillips Bits (1) 1" #3 Phillips Bit	(2) 1" #8 Slotted Bits (1) 1" #1 Square Bit (2) 1" #2 Square Bits	(1) 1" #3 Square Bit (2) Magnetic Drive Guides Carrying Container
DW2097CS	14-pc. Magnetic Drive Guide Set	(6) 1" #2 Phillips Bits (2) 1" #8 Slotted Bits	(1) 1" #10 Slotted Bit (1) 1" #2 Square Bit	(2) Magnetic Drive Guides Carrying Container
DW2099CS	14-pc. Magnetic Drive Guide Set	(6) 1" #2 Phillips Bits (2) 1" #2 Drywall Phillips Bits (1) 1" #8 Slotted Bit	(1) 1" #2 Square Bit (1) 1" T20 Torx Bit (1) 1" T25 Torx Bit	Magnetic Drive Guide Magnetic Bit Tip Holder Carrying Container
DW2053CS	16-pc. Magnetic Drive Guide Set	(10) 1" #2 Phillips Bits (2) 1" #8 Slotted Bits	(1) 1" #10 Slotted Bit (2) 1" #2 Square Bits	Magnetic Drive Guide Bit Carrying Container
DW2058CS	18-pc. Magnetic Drive Guide Set	(1) 1" #1 Phillips Bit (7) 1" #2 Phillips Bits (2) 1" #2 Drywall Phillips Bits (1) 1" #8 Slotted Bit	(1) 1" #1 Square Bit (2) 1" #2 Square Bits (1) 1" #3 Square Bit (2) 1" T25 Torx Bits	Magnetic Drive Guide Bit Carrying Container
DW2057CS	28-pc. Magnetic Drive Guide Set	(21) 1" #2 Phillips Bits (4) 1" #2 Drywall Phillips Bits (1) 1" #8 Slotted Bit	(1) 1" #2 Square Bit Magnetic Drive Guide Bit Carrying Container	-


Flip and Switch Holder Sets



AVAILABLE		INCLUDES
DW2330	6-in-1 Driver	(1) #2 Phillips, #8 Slotted Double-Ended Bit (1) #1 Square, #2 Square Double-Ended Bit (1) 5/16" Hex Bit Holder (1) 1/4" Hex Bit Adapter
DW2336	6-in-1 Driver	(1) #2 Phillips, #8 Slotted Double-Ended Bit (1) #1 Square, #2 Square Double-Ended Bit (1) T20 Torx, T15 Torx Double-Ended Bit (1) #1 Phillips, PSD 2-2 ^o Double-Ended Bit (1) 5/16" Hex Bit Holder (1) 1/4" Hex Bit Adapter

DRIVE GUIDES & BIT HOLDERS

Drill/Drive Accessories



Drill/Drive Accessories



RAPID LOAD
QUICK CHANGE ACCESSORY SYSTEM

AVAILABLE		QTY
DW2054	Compact Magnetic Drive Guide	1
DW2054B	Compact Magnetic Drive Guides	25
DW2055	6" Magnetic Drive Guide	1
DW2055B	6" Magnetic Drive Guides	25
DW2050	Quick Change Magnetic Holder	1
DW2046	2" Magnetic Bit Tip Holder	1
DW2046B	2" Magnetic Bit Tip Holders	50
DWA3HLDIR	3" Bit Tip Holder	1
DWA3HLDIRB	3" Bit Tip Holders	25
DW2045**	3" Magnetic Bit Tip Holder with Hog Ring	1
DW2045B20**	3" Magnetic Bit Tip Holders with Hog Ring	20
DW2045B**	3" Magnetic Bit Tip Holders with Hog Ring	50
DWARAFS	12" Right Angle Flex Shaft Holder	1
DWPVTHLD**	Magnetic Pivot Holder with Hog Ring	1
DWAIRDG	Drive Guide with (2) 1" #2 Phillips Bits	1
DWHGJHLD	Impact Clutch Holder	1
DWARA100	Right Angle Attachment with Screw Lock System	1

AVAILABLE		QTY
DWA2509	RAPID LOAD [®] Holder with Screw Lock System	1
DWA2509-6IR	6" RAPID LOAD [®] Holder with Screw Lock System	1
DWA2509-12IR	12" RAPID LOAD [®] Holder with Screw Lock System	1
DW2505	RAPID LOAD [®] Hex Holder	1
DWA2500	RAPID LOAD [®] Hex Holder with SureSet System	1

IMPACT READY® DRIVE GUIDES & BIT HOLDERS


Drill/Drive Accessories



AVAILABLE	INCLUDES	QTY
DWA2PH2IR2S	(2) 2" #2 IMPACT READY® FlexTorq® Phillips Bits with Magnetic Screw Lock™ Sleeve	1
DWA2SLVIR	(1) 2" #2 IMPACT READY® FlexTorq® Power Bit with Magnetic Screw Lock™ Sleeve	1
DWA2SLVIRB	(1) 2" #2 IMPACT READY® FlexTorq® Power Bit with Magnetic Screw Lock™ Sleeve	25
DWA2SQ2IR2S	(2) 2-1/4" #2 IMPACT READY® FlexTorq® Square Bits with Magnetic Screw Lock™ Sleeve	1
DWA3HLDIR	(1) IMPACT READY® FlexTorq® Power Bit with Bit Tip Holder and Magnetic Screw Lock™ System	1
DWA3HLDIRB	(1) IMPACT READY® FlexTorq® Power Bit with Bit Tip Holder and Magnetic Screw Lock™ System	25
DWA3SL8IRB	(1) 3-1/2" #8-10 Slotted IMPACT READY® FlexTorq® Bit Tip with Bit Tip Holder and Magnetic Screw Lock™ System	50
DWA2600IR	IMPACT READY® Conduit Reamer	1
DWA2601IR	IMPACT READY® Conduit Reamer - Replacement Blade	1

TOUGHCASE® CONTAINERS

TOUGHCASE® Containers



AVAILABLE		QTY
DW2190	Medium TOUGHCASE® Container (Case only)	1
DWMTc	Magnetic TOUGHCASE® Container (Case only)	1

MITER, TABLE, & CIRCULAR SAW BLADES

Circular Saw Blades



AVAILABLE		DIA.	TEETH	ARBOR	HOOK ANGLE	KERF	TOOTH GRIND	QTY
DWA161218	Framing Blade	6-1/2"	18	5/8"	18°	0.065"	ATB+R	1
DWA161224	Framing Blade	6-1/2"	24	5/8"	18°	0.065"	ATB+R	1
DWA1612CMB	Combo Pack Framing Blades	6-1/2"	18, 24	5/8"	18°	0.065"	ATB+R	2
DWA161240	Cross Cutting Blade	6-1/2"	40	5/8"	18°	0.065"	ATB	1
DWA171424	Framing Blade	7-1/4"	24	5/8" ♦	18°	0.065"	ATB+R	1
DWA1714242	Framing Blade	7-1/4"	24	5/8" ♦	18°	0.065"	ATB+R	2
DWA1714243	Framing Blade	7-1/4"	24	5/8" ♦	18°	0.065"	ATB+R	3
DWA171424B10	Framing Blade	7-1/4"	24	5/8" ♦	18°	0.065"	ATB+R	10
DWA171424DB10	Worm Drive Framing Blade	7-1/4"	24	♦	18°	0.065"	ATB+R	10
DWA171440	Cross Cutting Blade	7-1/4"	40	5/8" ♦	18°	0.065"	ATB	1
DWA171440B10	Cross Cutting Blade	7-1/4"	40	5/8" ♦	18°	0.065"	ATB	10
DWA171460	Ultra Fine Finish Blade	7-1/4"	60	5/8" ♦	18°	0.065"	ATB	1
DWA171460B10	Ultra Fine Finish Blade	7-1/4"	60	5/8" ♦	18°	0.065"	ATB	10
DWA181424	Framing & Ripping Blade	8-1/4"	24	5/8" ♦	18°	0.071"	ATB+R	1
DWA181424B10	Framing & Ripping Blade	8-1/4"	24	5/8" ♦	18°	0.071"	ATB+R	10
DWA181440	Cross Cutting Blade	8-1/4"	40	5/8" ♦	18°	0.071"	ATB	1

Miter & Table Saw Blades



PRECISION Trim™

AVAILABLE		DIA.	TEETH	ARBOR	HOOK ANGLE	KERF	PLATE THICKNESS	TOOTH GRIND
DW7112PT	General Purpose Blade	7-1/4"	24	5/8"	7°	0.063"	0.039"	ATB
DW7114PT	Smooth Cross Cutting Blade	7-1/4"	40	5/8"	7°	0.063"	0.039"	ATB
DW7116PT	Ultra Fine Finish Blade	7-1/4"	60	5/8"	7°	0.063"	0.039"	ATB
DW7118PT	Premium Finish Table Saw Blade	8-1/2"	60	5/8"	-5°	0.094"	0.063"	ATB
DW7124PT	Fast Ripping Blade	10"	24	5/8"	20°	0.098"	0.071"	FT
DW7140PT	General Purpose Blade	10"	40	5/8"	20°	0.098"	0.071"	ATB
DW7150PT	Combination Blade	10"	50	5/8"	15°	0.098"	0.071"	ATB+R
DW3215PT	Smooth Cross Cutting Blade	10"	60	5/8"	7°	0.098"	0.071"	ATB
DW3218PT	Ultra Fine Finish Blade	10"	80	5/8"	7°	0.098"	0.071"	ATB
DW3216PT	Smooth Cross Cutting Blade	12"	60	1"	7°	0.106"	0.079"	ATB
DW3232PT	Ultra Fine Finish Blade	12"	80	1"	7°	0.106"	0.079"	ATB
DW72100PT	Ultra Miter Blade	12"	100	1"	-5°	0.106"	0.079"	ATB+R
DW3219PT	Non-Ferrous/Plastic/Fine Trim Cutting Blade	10"	80	5/8"	-5°	0.098"	0.071"	TCG
DW7296PT	Non-Ferrous/Plastic/Fine Trim Cutting Blade	12"	96	1"	-5°	0.102"	0.079"	TCG

♦ Compatible with worm drive circ saws

MITER, TABLE, & CIRCULAR SAW BLADES

Circular Saw Blades



AVAILABLE		DIA.	TEETH	ARBOR	HOOK ANGLE	KERF	PLATE THICKNESS	TOOTH GRIND
DW9053	Steel - Vinyl/Paneling Blade	5-3/8"	80	10mm	-10°/-45°	0.059"	0.039"	Alt. Set
DW9055	Carbide, Fast Woodcutting Blade	5-3/8"	16	10mm	20°	0.059"	0.039"	ATB
DW9054	Carbide, Smooth Woodcutting Blade	5-3/8"	24	10mm	20°	0.059"	0.039"	ATB
DW9066	Circular Saw Blade	5 1/2"	24	5/8"	18°	0.071"	0.045"	ATB
DW9153	Steel - Vinyl/Paneling Blade	6-1/2"	90	5/8"	18°/45°/20°	0.059"	0.039"	FTG

CONSTRUCTION

Miter & Table Saw Blades



AVAILABLE		DIA.	TEETH	ARBOR	HOOK ANGLE	KERF	PLATE THICKNESS	TOOTH GRIND
DW3112	Fast Ripping Table Saw Blade	10"	24	5/8"	15°	0.095"	0.069"	ATB
DW3103	General Purpose Saw Blade	10"	32	5/8"	7°	0.095"	0.069"	ATB
DW3114	General Purpose Saw Blade	10"	40	5/8"	7°	0.095"	0.069"	ATB
DW3106	Fine Finish Saw Blade DW3106, DW3103	10"	60	5/8"	7°	0.095"	0.069"	ATB
DW3106P5	Construction 10" Combo Pack	10"	32, 60	5/8"	7°	0.095"	0.069"	ATB
DW3123	General Purpose Saw Blade	12"	32	1"	7°	0.095"	0.069"	ATB
DW3126	Fine Finish Saw Blade	12"	60	1"	7°	0.095"	0.069"	ATB
DW3128	Fine Finish Saw Blade DW3128, DW3123	12"	80	1"	7°	0.095"	0.069"	ATB
DW3128P5	Construction 12" Combo Pack	12"	32, 80	1"	7°	0.095"	0.069"	ATB

CONSTRUCTION

DEMOLITION SAW BLADES

Demolition Saw Blades



AVAILABLE		DIA.	TEETH	ARBOR	HOOK ANGLE	KERF	PLATE THICKNESS	TOOTH GRIND
DWA31724D	Demolition Saw Blade	7-1/4"	24	5/8" ♦	18°	0.063"	0.039"	ATB
DWA35724DB10	(10) Demolition Saw Blades	7-1/4"	24	5/8" ♦	18°	0.063"	0.039"	ATB



SPECIALTY SAW BLADES

Specialty Saw Blades



AVAILABLE		DIA.	TEETH	ARBOR	HOOK ANGLE	KERF	PLATE THICKNESS	TOOTH GRIND
DWA31740	Composite Decking Saw Blade	7-1/4"	40	-	-	-	-	-
DWA3193PCD	Fiber Cement and Laminate Saw Blade	7-1/4"	4	-	-	-	-	-

TRACKSAW™ BLADES

TrackSaw™ Blades



AVAILABLE		DIA.	TEETH	ARBOR	HOOK ANGLE	KERF	PLATE THICKNESS	MAX RPM
DW5240	Combination TrackSaw™ Blade	6-1/2"	40	20mm	50°	0.086"	0.063"	7000 rpm
DWAF16542	FLEXVOLT® Fine Finish TrackSaw™ Blade	6-1/2"	42	20mm	10°	0.076"	0.05"	7000 rpm

METAL CUTTING SAW BLADES

Steel Cutting Saw Blades



AVAILABLE		DIA.	TEETH	ARBOR	HOOK ANGLE	KERF	PLATE THICKNESS	TOOTH GRIND	MAX RPM
DWA7538	Ferrous Metal Cutting Blade	5-3/8"	30	20mm	1.5°	0.059"	0.044"	TCG	4,200 rpm
DWA7770	Ferrous Metal Cutting Blade	5-1/2"	30	20mm	1.5°	0.059"	0.044"	TCG	4,200 rpm
DWA7762	Ferrous Metal Cutting Blade	6-1/2"	48	5/8"	1.5°	0.061"	0.047"	TCG	4,200 rpm
DWA7763	Ferrous Metal Cutting Blade	6-3/4"	40	20mm	1.5°	0.061"	0.047"	TCG	4,200 rpm
DWA7766	Ferrous Metal Cutting Blade	7-1/4"	48	5/8"	1.5°	0.077"	0.063"	TCG	4,000 rpm
DWA7840	Ferrous Metal Cutting Blade	8"	48	5/8"	1.5°	0.077"	0.063"	TCG	4,000 rpm
DWA7948	Ferrous Metal Cutting Blade	9"	48	1"	1.5°	0.083"	0.069"	TCG	3,600 rpm
DWA7759	Ferrous Metal Cutting Blade	10"	52	5/8"	1.5°	0.091"	0.077"	TCG	1,800 rpm
DWA7737	Heavy Gauge Ferrous Metal Cutting Blade	12"	60	1"	1.5°	0.091"	0.077"	TCG	1,800 rpm
DWA7740	Light Gauge Ferrous Metal Cutting Blade	12"	80	1"	1.5°	0.091"	0.077"	TCG	1,800 rpm
DWA7747	Heavy Gauge Ferrous Metal Cutting Blade	14"	66	1"	1.5°	0.091"	0.077"	TCG	1,800 rpm
DWA7745	Light Gauge Ferrous Metal Cutting	14"	90	1"	1.5°	0.091"	0.077"	TCG	1,800 rpm

Aluminum Cutting Saw Blades




AVAILABLE		DIA.	TEETH	ARBOR	HOOK ANGLE	KERF	PLATE THICKNESS	TOOTH GRIND	MAX RPM
DW9052	Aluminum Cutting Blade	5-3/8"	30	20mm	3°	0.059"	0.039"	FLAT TOP	7,000 rpm
DWA7760	Aluminum Cutting Blade	5-1/2"	30	5/8"	3°	0.059"	0.039"	FLAT TOP	7,000 rpm
DW9152	Aluminum Cutting Blade	6-1/2"	36	5/8"	3°	0.059"	0.039"	FLAT TOP	7,000 rpm
DWA7761	Aluminum Cutting Blade	7-1/4"	48	5/8"	-5°	0.083"	0.063"	TCG	6,000 rpm
DWA7758	Aluminum Cutting Blade	7-1/4"	60	5/8"	-5°	0.083"	0.063"	TCG	6,000 rpm
DW71080T5	Thick Plate Aluminum Cutting Blade	10"	80	5/8"	-5°	0.126"	0.087"	TCG	6,000 rpm
DWA7889	Aluminum Cutting Blade	14"	100	1"	-5°	0.126"	0.098"	TCG	4,800 rpm

Stainless Steel Cutting Saw Blades



AVAILABLE		DIA.	TEETH	ARBOR	HOOK ANGLE	KERF	PLATE THICKNESS	TOOTH GRIND	MAX RPM
DWA7771	Stainless Steel Cutting Blade	5-1/2"	40	20mm	10°	0.060"	0.044"	MTCG	4,200 rpm
DWA7748	Stainless Steel Cutting Blade	7-1/4"	48	5/8"	10°	0.079"	0.063"	MTCG	4,000 rpm
DWA7739	Stainless Steel Cutting Blade	12"	80	1"	10°	0.085"	0.069"	MTCG	1,800 rpm
DWA7749	Stainless Steel Cutting Blade	14"	90	1"	10°	0.085"	0.069"	MTCG	1,800 rpm



POWER TOOL ACCESSORIES & FASTENERS

BI-METAL RECIPROCATING SAW BLADES

Reciprocating Saw Blades



AVAILABLE		BLADE LENGTH	TEETH PER INCH	BLADE TYPE	BLADE MATERIAL	QTY
DW4807	4" Metal Cutting Reciprocating Saw Blades	4"	14 TPI	Straight	Bi-Metal	5
DW4807B25	4" Metal Cutting Reciprocating Saw Blades	4"	14 TPI	Straight	Bi-Metal	25
DW4807B	4" Metal Cutting Reciprocating Saw Blades	4"	14 TPI	Straight	Bi-Metal	100
DW4810-2	4" Metal Cutting Reciprocating Saw Blades	4"	18 TPI	Straight	Bi-Metal	2
DW4810	4" Metal Cutting Reciprocating Saw Blades	4"	18 TPI	Straight	Bi-Metal	5
DW4810B25	4" Metal Cutting Reciprocating Saw Blades	4"	18 TPI	Straight	Bi-Metal	25
DW4812	4" Metal Cutting Reciprocating Saw Blades	4"	24 TPI	Straight	Bi-Metal	5
DW4812B25	4" Metal Cutting Reciprocating Saw Blades	4"	24 TPI	Straight	Bi-Metal	25
DW4801	6" Wood Cutting Reciprocating Saw Blades	6"	3 TPI	Taper	Bi-Metal	5
DW4802-2	6" Wood Cutting Reciprocating Saw Blades	6"	6 TPI	Taper	Bi-Metal	2
DW4802	6" Wood Cutting Reciprocating Saw Blades	6"	6 TPI	Taper	Bi-Metal	5
DW4802B25	6" Wood Cutting Reciprocating Saw Blades	6"	6 TPI	Taper	Bi-Metal	25
DW4802B	6" Wood Cutting Reciprocating Saw Blades	6"	6 TPI	Taper	Bi-Metal	100
DW4847-2	6" Wood Cutting Reciprocating Saw Blades	6"	5/8 TPI	Taper	Bi-Metal	2
DW4847	6" Wood Cutting Reciprocating Saw Blades	6"	5/8 TPI	Taper	Bi-Metal	5
DW4847B25	6" Wood Cutting Reciprocating Saw Blades	6"	5/8 TPI	Taper	Bi-Metal	25
DW4850	6" Wood Cutting Reciprocating Saw Blades	6"	6 TPI	Straight	Bi-Metal	5
DW4808-2	6" Metal Cutting Reciprocating Saw Blades	6"	14 TPI	Straight	Bi-Metal	2
DW4808	6" Metal Cutting Reciprocating Saw Blades	6"	14 TPI	Straight	Bi-Metal	5
DW4808B25	6" Metal Cutting Reciprocating Saw Blades	6"	14 TPI	Straight	Bi-Metal	25
DW4808B	6" Metal Cutting Reciprocating Saw Blades	6"	14 TPI	Straight	Bi-Metal	100
DW4811-2	6" Metal Cutting Reciprocating Saw Blades	6"	18 TPI	Straight	Bi-Metal	2
DW4811	6" Metal Cutting Reciprocating Saw Blades	6"	18 TPI	Straight	Bi-Metal	5
DW4811B25	6" Metal Cutting Reciprocating Saw Blades	6"	18 TPI	Straight	Bi-Metal	25
DW4811B	6" Metal Cutting Reciprocating Saw Blades	6"	18 TPI	Straight	Bi-Metal	100
DW4813-2	6" Metal Cutting Reciprocating Saw Blades	6"	24 TPI	Straight	Bi-Metal	2
DW4813	6" Metal Cutting Reciprocating Saw Blades	6"	24 TPI	Straight	Bi-Metal	5
DW4813B25	6" Metal Cutting Reciprocating Saw Blades	6"	24 TPI	Straight	Bi-Metal	25
DW4813B	6" Metal Cutting Reciprocating Saw Blades	6"	24 TPI	Straight	Bi-Metal	100
DW4806-2	6" General Purpose Reciprocating Saw Blades	6"	10 TPI	Straight	Bi-Metal	2
DW4806B25	6" General Purpose Reciprocating Saw Blades	6"	10 TPI	Straight	Bi-Metal	25
DW4806B	6" General Purpose Reciprocating Saw Blades	6"	10 TPI	Straight	Bi-Metal	100
DW4845-2	6" General Purpose Reciprocating Saw Blades	6"	10/14 TPI	Straight	Bi-Metal	2
DW4845	6" General Purpose Reciprocating Saw Blades	6"	10/14 TPI	Straight	Bi-Metal	5
DW4845B	6" General Purpose Reciprocating Saw Blades	6"	10/14 TPI	Straight	Bi-Metal	100
DW4809	8" Metal Cutting Reciprocating Saw Blades	8"	14 TPI	Straight	Bi-Metal	5
DW4809B25	8" Metal Cutting Reciprocating Saw Blades	8"	14 TPI	Straight	Bi-Metal	25
DW4809B	8" Metal Cutting Reciprocating Saw Blades	8"	14 TPI	Straight	Bi-Metal	100
DW4821	8" Metal Cutting Reciprocating Saw Blades	8"	18 TPI	Straight	Bi-Metal	5
DW4821B25	8" Metal Cutting Reciprocating Saw Blades	8"	18 TPI	Straight	Bi-Metal	25
DW4821B	8" Metal Cutting Reciprocating Saw Blades	8"	18 TPI	Straight	Bi-Metal	100
DW4846	8" General Purpose Reciprocating Saw Blades	8"	10/14 TPI	Straight	Bi-Metal	5
DW4846B25	8" General Purpose Reciprocating Saw Blades	8"	10/14 TPI	Straight	Bi-Metal	25
DW4846B	8" General Purpose Reciprocating Saw Blades	8"	10/14 TPI	Straight	Bi-Metal	100
DW4848	9" Wood Cutting Reciprocating Saw Blades	9"	5/8 TPI	Taper	Bi-Metal	5
DW4803	9" Wood Cutting Reciprocating Saw Blades	9"	6 TPI	Taper	Bi-Metal	5
DW4803B25	9" Wood Cutting Reciprocating Saw Blades	9"	6 TPI	Taper	Bi-Metal	25
DW4803B	9" Wood Cutting Reciprocating Saw Blades	9"	6 TPI	Taper	Bi-Metal	100
DW4849	12" Wood Cutting Reciprocating Saw Blades	12"	5/8 TPI	Taper	Bi-Metal	5
DW4804-2	12" Wood Cutting Reciprocating Saw Blades	12"	6 TPI	Taper	Bi-Metal	2
DW4804	12" Wood Cutting Reciprocating Saw Blades	12"	6 TPI	Taper	Bi-Metal	5
DW4804B25	12" Wood Cutting Reciprocating Saw Blades	12"	6 TPI	Taper	Bi-Metal	25
DW4804B	12" Wood Cutting Reciprocating Saw Blades	12"	6 TPI	Taper	Bi-Metal	100
DW4838	12" Metal Cutting Reciprocating Saw Blades	12"	14 TPI	Straight	Bi-Metal	5
DW4822B25	12" Metal Cutting Reciprocating Saw Blades	12"	18 TPI	Straight	Bi-Metal	25
DW4839B25	12" General Purpose Reciprocating Saw Blades	12"	10/14 TPI	Straight	Bi-Metal	25
DW4839B	12" General Purpose Reciprocating Saw Blades	12"	10/14 TPI	Straight	Bi-Metal	100

BI-METAL RECIPROCATING SAW BLADES

Specialty Reciprocating Saw Blades



AVAILABLE		BLADE LENGTH	TEETH PER INCH	BLADE TYPE	BLADE MATERIAL	QTY
DW4815	3-1/2" Metal Scroll Cutting Reciprocating Saw Blades	3-1/2"	18 TPI	Straight	Bi-Metal	5
DW4816	6" Wood Scroll Cutting Reciprocating Saw Blades	6"	6 TPI	Straight	Bi-Metal	5
DW4851	6" Drywall Cutting Reciprocating Saw Blades	6"	6 TPI	Taper	Bi-Metal	5
DW4844	6" Carbide Grit Edge Reciprocating Saw Blades	6"	Coarse	Straight	Bi-Metal	5
DW4843	8" Carbide Grit Edge Reciprocating Saw Blades	8"	Coarse	Straight	Bi-Metal	5

Bi-Metal Reciprocating Saw Blade Sets



AVAILABLE		INCLUDES	
DW4853	3-pc. Reciprocating Saw Blade Set	(1) DW4802 6" Wood Cutting Reciprocating Saw Blade (1) DW4806 6" General Purpose Reciprocating Saw Blade (1) DW4850 6" Wood Cutting Reciprocating Saw Blade	-
DW4857	5-pc. Reciprocating Saw Blade Set	(2) DW4802 6" Wood Cutting Reciprocating Saw Blades (1) DW4808 6" Metal Cutting Reciprocating Saw Blade	(1) DW4811 6" Metal Cutting Reciprocating Saw Blade (1) DW4813 6" Metal Cutting Reciprocating Saw Blade
DW4856	6-pc. Reciprocating Saw Blade Set	(1) DW4802 6" Wood Cutting Reciprocating Saw Blade (1) DW4847 6" Wood Cutting Reciprocating Saw Blade (1) DW4806 6" General Purpose Reciprocating Saw Blade	(1) DW4808 6" Metal Cutting Reciprocating Saw Blade (1) DW4811 6" Metal Cutting Reciprocating Saw Blade (1) DW4813 6" Metal Cutting Reciprocating Saw Blade
DW4896	6-pc. Reciprocating Saw Blade Set	(2) DW4865 9" Demolition Cutting Reciprocating Saw Blade (4) DW4802 6" Wood Cutting Reciprocating Saw Blades (1) DW4803 9" Wood Cutting Reciprocating Saw Blade	Telescoping Case
DW4898	10-pc. Reciprocating Saw Blade Set	(4) DW4802 6" Wood Cutting Reciprocating Saw Blades (4) DW4811 6" Metal Cutting Reciprocating Saw Blades (1) DW4809 8" Metal Cutting Reciprocating Saw Blade	(1) DW4803 9" Wood Cutting Reciprocating Saw Blade Carrying Case
DW4892	12-pc. Reciprocating Saw Blade Set	(3) DW4802 6" Wood Cutting Reciprocating Saw Blades (1) DW4811 6" Metal Cutting Reciprocating Saw Blades (3) DW4809 8" Metal Cutting Reciprocating Saw Blades	(3) DW4803 9" Wood Cutting Reciprocating Saw Blade Telescoping Case
DW4890	15-pc. Reciprocating Saw Blade Set	(5) DW4802 6" Wood Cutting Reciprocating Saw Blades (5) DW4808 6" Metal Cutting Reciprocating Saw Blades (5) DW4811 6" Metal Cutting Reciprocating Saw Blades	ToughCase® Container
DW4897	15-pc. Reciprocating Saw Blade Set	(4) DW4802 6" Wood Cutting Reciprocating Saw Blades (4) DW4811 6" Metal Cutting Reciprocating Saw Blades (3) DW4809 8" Metal Cutting Reciprocating Saw Blades	(3) DW4803 9" Wood Cutting Reciprocating Saw Blades (1) DW4865 9" Demolition Reciprocating Saw Blade Telescoping Case
DW4899	16-pc. Reciprocating Saw Blade Set	(6) DW4802 6" Wood Cutting Reciprocating Saw Blades (5) DW4811 6" Metal Cutting Reciprocating Saw Blades (2) DW4809 8" Metal Cutting Reciprocating Saw Blades	(2) DW4803 6" Wood Cutting Reciprocating Saw Blade (1) DW4865 9" Demolition Reciprocating Saw Blade Carrying Case

2X LONG LIFE™ RECIPROCATING SAW BLADES

Reciprocating Saw Blades



AVAILABLE		BLADE LENGTH	TEETH PER INCH	BLADE TYPE	BLADE MATERIAL	QTY
DWA4174	4" General Purpose Reciprocating Saw Blades	4"	10 TPI	Straight	Bi-Metal	5
DWA4166	6" Wood with Nails Cutting Reciprocating Saw Blades	6"	6 TPI	Taper	Bi-Metal	5
DWA4166B25	6" Wood with Nails Cutting Reciprocating Saw Blades	6"	6 TPI	Taper	Bi-Metal	25
DWA4166B	6" Wood with Nails Cutting Reciprocating Saw Blades	6"	6 TPI	Taper	Bi-Metal	100
DWA4186	6" Metal Cutting Reciprocating Saw Blades	6"	14 TPI	Straight	Bi-Metal	5
DWA4186B25	6" Metal Cutting Reciprocating Saw Blades	6"	14 TPI	Straight	Bi-Metal	25
DWA4186B	6" Metal Cutting Reciprocating Saw Blades	6"	14 TPI	Straight	Bi-Metal	100
DWA4176	6" General Purpose Reciprocating Saw Blades	6"	10 TPI	Straight	Bi-Metal	5
DWA4176B25	6" General Purpose Reciprocating Saw Blades	6"	10 TPI	Straight	Bi-Metal	25
DWA4176B	6" General Purpose Reciprocating Saw Blades	6"	10 TPI	Straight	Bi-Metal	100
DWA4169	9" Wood with Nails Cutting Reciprocating Saw Blades	9"	6 TPI	Taper	Bi-Metal	5
DWA4169B25	9" Wood with Nails Cutting Reciprocating Saw Blades	9"	6 TPI	Taper	Bi-Metal	25
DWA4169B	9" Wood with Nails Cutting Reciprocating Saw Blades	9"	6 TPI	Taper	Bi-Metal	100
DWA4188	8" Metal Cutting Reciprocating Saw Blades	9"	14 TPI	Straight	Bi-Metal	5
DWA4188B25	8" Metal Cutting Reciprocating Saw Blades	9"	14 TPI	Straight	Bi-Metal	25
DWA4188B	8" Metal Cutting Reciprocating Saw Blades	9"	14 TPI	Straight	Bi-Metal	100
DWA4179	9" General Purpose Reciprocating Saw Blades	9"	10 TPI	Straight	Bi-Metal	5
DWA4179B25	9" General Purpose Reciprocating Saw Blades	9"	10 TPI	Straight	Bi-Metal	25
DWA4179B	9" General Purpose Reciprocating Saw Blades	9"	10 TPI	Straight	Bi-Metal	100
DWA41612	12" Wood with Nails Cutting Reciprocating Saw Blades	12"	6 TPI	Taper	Bi-Metal	5
DWA41612B25	12" Wood with Nails Cutting Reciprocating Saw Blades	12"	6 TPI	Taper	Bi-Metal	25
DWA41612B	12" Wood with Nails Cutting Reciprocating Saw Blades	12"	6 TPI	Taper	Bi-Metal	100
DWA41812	12" Metal Cutting Reciprocating Saw Blades	12"	14 TPI	Straight	Bi-Metal	5
DWA41812B25	12" Metal Cutting Reciprocating Saw Blades	12"	14 TPI	Straight	Bi-Metal	25
DWA41812B	12" Metal Cutting Reciprocating Saw Blades	12"	14 TPI	Straight	Bi-Metal	100
DWA41712	12" General Purpose Reciprocating Saw Blades	12"	10 TPI	Straight	Bi-Metal	5
DWA41712B25	12" General Purpose Reciprocating Saw Blades	12"	10 TPI	Straight	Bi-Metal	25
DWA41712B	12" General Purpose Reciprocating Saw Blades	12"	10 TPI	Straight	Bi-Metal	100

POWER TOOL ACCESSORIES & FASTENERS

RECIPROCATING SAW BLADES

Reciprocating Saw Blade Set



AVAILABLE		INCLUDES
DWA4101	8-pc. Reciprocating Saw Blade Set	(3) DWA4166 6" Wood Cutting Reciprocating Saw Blades (3) DWA4186 6" Metal Cutting Reciprocating Saw Blades (1) DWA4188 8" Metal Cutting Reciprocating Saw Blade (1) DWA4179 9" General Purpose Reciprocating Saw Blade Telescoping Case

BREAKAWAY™ RECIPROCATING SAW BLADES

Reciprocating Saw Blades



AVAILABLE		BLADE LENGTH	TEETH PER INCH	BLADE TYPE	BLADE MATERIAL	QTY
DWABK461418P3	6" Metal Cutting Breakaway Reciprocating Saw Blade	6"	14/18 TPI	Straight	Bi-Metal	3
DWABK461418	6" Metal Cutting Breakaway Reciprocating Saw Blade	6"	14/18 TPI	Straight	Bi-Metal	5
DWABK461418B25	6" Metal Cutting Breakaway Reciprocating Saw Blade	6"	14/18 TPI	Straight	Bi-Metal	25
DWABK491418P3	9" Metal Cutting Breakaway Reciprocating Saw Blade	9"	14/18 TPI	Straight	Bi-Metal	3
DWABK491418	9" Metal Cutting Breakaway Reciprocating Saw Blade	9"	14/18 TPI	Straight	Bi-Metal	5
DWABK491418B25	9" Metal Cutting Breakaway Reciprocating Saw Blade	9"	14/18 TPI	Straight	Bi-Metal	25

Reciprocating Saw Blade Sets



AVAILABLE		INCLUDES
DWABK48SETCS	8-pc. Breakaway Reciprocating Saw Blade Set	(6) DWABK461418 6" Metal Cutting Breakaway Reciprocating Saw Blades (2) DWABK491418 9" Metal Cutting Breakaway Reciprocating Saw Blades
DWABK410SETCS	10-pc. Breakaway Reciprocating Saw Blade Set	(7) DWABK461418 6" Metal Cutting Breakaway Reciprocating Saw Blades (3) DWABK491418 9" Metal Cutting Breakaway Reciprocating Saw Blades Telescoping Case

POWER TOOL ACCESSORIES & FASTENERS



JIG SAW BLADES

Wood Cutting Jig Saw Blades



AVAILABLE		CUTTING LENGTH	TEETH PER INCH	SHANK	BLADE MATERIAL	QTY
DW3765H2	T-Shank Trim Coping Cutting Blades	3"	12 TPI	T	Steel	2
DW3765H	T-Shank Trim Coping Cutting Blades	3"	12 TPI	T	Steel	5
DW3715H2	U-Shank Wood Scroll Cutting Blades	3"	12 TPI	U	Steel	2
DW3715H	U-Shank Wood Scroll Cutting Blades	3"	12 TPI	U	Steel	5
DW3750H2	T-Shank Fast Cutting Blades	4"	6 TPI	T	Steel	2
DW3750H	T-Shank Fast Cutting Blades	4"	6 TPI	T	Steel	5
DW3700H2	U-Shank Fast Cutting Blades	4"	6 TPI	U	Steel	2
DW3700H	U-Shank Fast Cutting Blades	4"	6 TPI	U	Steel	5
DW3753H2	T-Shank Clean Cutting Blades	4"	6 TPI	T	Steel	2
DW3753H	T-Shank Clean Cutting Blades	4"	6 TPI	T	Steel	5
DW3703H2	U-Shank Clean Cutting Blades	4"	6 TPI	U	Steel	2
DW3703H	U-Shank Clean Cutting Blades	4"	6 TPI	U	Steel	5
DW3755H2	T-Shank Aluminum/Fiberglass Cutting Blades	4"	8 TPI	T	Steel	2
DW3755H	T-Shank Aluminum/Fiberglass Cutting Blades	4"	8 TPI	T	Steel	5
DW3705H	U-Shank Aluminum/Fiberglass Cutting Blades	4"	8 TPI	U	Steel	5
DW3760H2	T-Shank Fine Cut Smooth Finish Blades	4"	10 TPI	T	Steel	2
DW3760H	T-Shank Fine Cut Smooth Finish Blades	4"	10 TPI	T	Steel	5
DW3710H2	U-Shank Fine Cut Smooth Finish Blades	4"	10 TPI	U	Steel	2
DW3710H	U-Shank Fine Cut Smooth Finish Blades	4"	10 TPI	U	Steel	5
DW3762H2	T-Shank Laminate Down Cutting Blades	4"	10 TPI	T	Steel	2
DW3762H	T-Shank Laminate Down Cutting Blades	4"	10 TPI	T	Steel	5
DW3712H2	U-Shank Laminate Down Cutting Blades	4"	10 TPI	U	Steel	2
DW3712H	U-Shank Laminate Down Cutting Blades	4"	10 TPI	U	Steel	5

Premium Wood Cutting Jig Saw Blades



AVAILABLE		CUTTING LENGTH	TEETH PER INCH	SHANK	BLADE MATERIAL	QTY
DW3750-5	T-Shank Fast Cutting Blades	4"	6 TPI	T	Bi-Metal	5
DW3700-5	U-Shank Fast Cutting Blades	4"	6 TPI	U	Bi-Metal	5
DW3753-5	T-Shank Clean Cutting Blades	4"	6 TPI	T	Bi-Metal	5
DW3703-5	U-Shank Clean Cutting Blades	4"	6 TPI	U	Bi-Metal	5
DW3755-5	T-Shank Aluminum/Fiberglass Cutting Blades	4"	8 TPI	T	Bi-Metal	5
DW3705-5	U-Shank Aluminum/Fiberglass Cutting Blades	4"	8 TPI	U	Bi-Metal	5
DW3760-5	T-Shank Fine Cut Smooth Finish Blades	4"	10 TPI	T	Bi-Metal	5
DW3710-5	U-Shank Fine Cut Smooth Finish Blades	4"	10 TPI	U	Bi-Metal	5
DW3762-5	T-Shank Laminate Down Cutting Blades	4"	10 TPI	T	Bi-Metal	5

Premium Metal Cutting Jig Saw Blades



AVAILABLE		CUTTING LENGTH	TEETH PER INCH	SHANK	BLADE MATERIAL	QTY
DW3770-5	T-Shank Metal Cutting Blades	3"	14 TPI	T	Bi-Metal	5
DW3774-5	T-Shank Medium Metal Cutting Blades	3"	18 TPI	T	Bi-Metal	5
DW3724H2	U-Shank Medium Metal Cutting Blades	3"	18 TPI	U	Bi-Metal	2
DW3724-5	U-Shank Medium Metal Cutting Blades	3"	18 TPI	U	Bi-Metal	5
DW3776-5	T-Shank Thin Metal Cutting Blades	3"	24 TPI	T	Bi-Metal	5
DW3726H2	U-Shank Thin Metal Cutting Blades	3"	24 TPI	U	Bi-Metal	2
DW3726-5	U-Shank Thin Metal Cutting Blades	3"	24 TPI	U	Bi-Metal	5
DW3778-5	T-Shank Extra Thin Metal Cutting Blades	3"	32 TPI	T	Bi-Metal	5
DW3728-5	U-Shank Extra Thin Metal Cutting Blades	3"	32 TPI	U	Bi-Metal	5

Carbide Grit Masonry Cutting Jig Saw Blades



AVAILABLE		CUTTING LENGTH	GRIT	SHANK	BLADE MATERIAL	QTY
DW3768-5	T-Shank Carbide Grit Masonry Cutting Blades	3"	Medium	T	Bi-Metal	5

POWER TOOL ACCESSORIES & FASTENERS

JIG SAW BLADE SETS

Jig Saw Blade Sets



AVAILABLE	INCLUDES		
DW3744C	10-pc. U-Shank Wood Cutting Jig Saw Blade Set with Case	(2) DW3700 Fast Cut Wood Cutting Blades (2) DW3703 Clean Cut Wood Cutting Blades (2) DW3710 Fine Cut, Smooth Wood Cutting Finish Blades	(2) DW3712 Laminate Wood Down Cutting Blades (2) DW3715 Premium Scroll Cut Metal Cutting Blades Carrying Case
DW3799	25-pc. U-Shank Jig Saw Blade Set	(5) DW3703 Clean Cut Wood Cutting Blades (5) DW3710 Fine Cut, Smooth Finish Wood Cutting Blades (5) DW3715 Premium Scroll Cut Metal Cutting Blades	(5) DW3724 Premium Medium Metal Cutting Blades (5) DW3726 Premium Thin Metal Cutting Blades
DW3795H	5-pc. T-Shank Jig Saw Blade Set	(1) DW3774 Premium Medium Metal Cutting Blade (1) DW3750 Fast Cut Wood Cutting Blade (1) DW3760 Fine Cut Wood Cutting Blade	(1) DW3762 Down Cut Wood Cutting Blade (1) DW3753 Clean Cut Wood Cutting Blade
DW3741C	10-pc. T-Shank Jig Saw Blade Set with Case	(2) DW3750 Fast Cut Wood Cutting Blades (2) DW3753 Clean Cut Wood Cutting Blades (2) DW3760 Fine Cut Wood Cutting Blades	(2) DW3762 Down Cut Wood Cutting Blades (2) DW3774 Premium Medium Metal Cutting Blades Carrying Case
DW3742C	14-pc. T-Shank Jig Saw Blade Set with Case	(2) DW3750 Fast Cut Wood Cutting Blades (2) DW3753 Clean Cut Wood Cutting Blades (2) DW3760 Fine Cut Wood Cutting Blades (2) DW3765 Premium Scroll Cut Wood Cutting Blades	(2) DW3762 Down Cut Wood Cutting Blades (2) DW3774 Premium Medium Metal Cutting Blades (2) DW3778 Extra Thin Metal Cutting Blades Carrying Case
DWA3798T	15-pc. T-Shank Jig Saw Blade Set	(3) DW3760 Fine Cut Wood Cutting Blades (3) DW3753 Clean Cut Wood Cutting Blades (3) DW3765 Premium Scroll Cut Wood Cutting Blades	(3) DW3774 Premium Medium Metal Cutting Blades (3) DW3776 Premium Thin Metal Cutting Blades

OSCILLATING TOOL BLADES

Oscillating Tool Cutting Blades



AVAILABLE	APPLICATION	BLADE STYLE	BLADE MATERIAL	QTY	
DWA4203	General Purpose Blade	Wood with Nails	1-1/4"	Bi-Material	1
DWA4203-3	General Purpose Blades	Wood with Nails	1-1/4"	Bi-Material	3
DWA4203B	General Purpose Blades	Wood with Nails	1-1/4"	Bi-Material	10
DWA4204	General Purpose Blade	Wood with Nails	1-3/4"	Titanium Coated	1
DWA4204B	General Purpose Blades	Wood with Nails	1-3/4"	Titanium Coated	10
DWA4205	Hardwood Cutting Blade	Hardwood	1-1/4"	High Carbon Steel	1
DWA4206	Fast Wood Cutting Blade	Wood	1-1/4"	High Carbon Steel	1
DWA4207	Fast Wood Cutting Blade	Wood	2--1/2"	High Carbon Steel	1
DWA4208	Detail Cutting Blade	Wood Detail	3/8"	High Carbon Steel	1
DWA4209	Metal Cutting Blade	Metal	1-1/4"	Titanium Coated	1
DWA4209B	Metal Cutting Blades	Metal	1-1/4"	Titanium Coated	10
DWA4210	General Purpose Blade	Wood with Nails	Semi-Circle	Bi-Material	1
DWA4211	General Purpose Blade	Wood with Nails	Semi-Circle	Titanium Coated	1
DWA4212	Flush Cutting Blade	Flush Cut	Semi-Circle	Bi-Material	1
DWA4212-3	Flush Cutting Blades	Flush Cut	Semi-Circle	Bi-Material	3
DWA4213	Flush Cutting Blade	Flush Cut	Semi-Circle	Titanium Coated	1
DWA4214	Multi-Material Cutting Blade	-	-	High Carbon Steel	1
DWA4250	General Purpose Blade	General Purpose	1-3/8"	Carbide	1
DWA4250-2	General Purpose Blades	General Purpose	1-3/8"	Carbide	2
DWA4270	Precision Tooth Blade	Wood	1-1/4"	High Carbon Steel	1
DWA4270-3	Precision Tooth Blade	Wood	1-1/4"	High Carbon Steel	3
DWA4270B	Precision Tooth Blade	Wood	1-1/4"	High Carbon Steel	10
DWA4271	Precision Tooth Blade	Wood	2-1/2"	High Carbon Steel	1
DWA4271-3	Precision Tooth Blade	Wood	2-1/2"	High Carbon Steel	3
DWA4271B	Precision Tooth Blade	Wood	2-1/2"	High Carbon Steel	10
DWA4280	General Purpose Blade	Wood with Nails	2-1/2"	Bi-Material	1
DWA4281	General Purpose Blade	Wood with Nails	2-1/2"	Titanium Coated	1

Oscillating Tool Grout Removal Blades



AVAILABLE	APPLICATION	BLADE STYLE	BLADE MATERIAL	QTY	
DWA4219	Grout Removal Blade	Grout Removal	Semi-Circle	Carbide Grit	1
DWA4220	Fast Grout Removal Blade	Grout Removal	Semi-Circle	Carbide Grit	1
DWA4221	Oscillating Carbide Rasp	Mortar & Grout Removal	Triangle	Carbide Grit	1
DWA4241	Multi-Purpose Material Removal Blade	Grout Removal	Swing	Diamond Grit	1
DWA4240	Multi-Purpose Material Removal Blade	Grout Removal	Semi-Circle	Diamond Grit	1
DWA4242	Flush Cutting Blade	Grout Removal	Rectangle	Diamond Grit	1
DWA4243	Flush Cutting Blade	Grout Removal	Finger	Carbide Grit	1

Oscillating Tool Scraping Blades



AVAILABLE	APPLICATION	BLADE SHAPE	BLADE MATERIAL	QTY	
DWA4217	Rigid Scraping Blade	Scraping	Wedge	High Carbon Steel	1
DWA4218	Flexible Scraping Blade	Scraping	Rectangle	Alloy Tool Steel	1
DWA4234	Rigid Scraping Blade	Flush Scraping	Rectangle	Alloy Tool Steel	1
DWA4235	Flexible Scraping Blade	Caulk Removal	Wide	Stainless Steel	1
DWA4232	Triangular Rigid Scraping Blade	Scraping	Triangle	Stainless Steel	1

OSCILLATING TOOL SANDING ACCESSORIES

Oscillating Tool Sanding Accessories

DWA4200

DWASPTRI223



AVAILABLE		PAPER GRIT	ACCESSORY SHAPE	BACKING	SIZE	QTY
DWA4200	Sanding Pad	-	Triangle	-	-	1
DWASPTRI223**	220G Sanding Papers	Very Fine	Triangle	Hook & Loop	3-1/8" x 3-1/8"	12
DWASPTRI22*	220G Sanding Papers	Very Fine	Triangle	Hook & Loop	3-3/4" x 3-3/4"	12
DWASPTRI123**	120G Sanding Papers	Fine	Triangle	Hook & Loop	3-1/8" x 3-1/8"	12
DWASPTRI12*	120G Sanding Papers	Fine	Triangle	Hook & Loop	3-3/4" x 3-3/4"	12
DWASPTRI083**	80G Sanding Papers	Medium	Triangle	Hook & Loop	3-1/8" x 3-1/8"	12
DWASPTRI08*	80G Sanding Papers	Medium	Triangle	Hook & Loop	3-3/4" x 3-3/4"	12

Oscillating Tool Accessory Sets



AVAILABLE		INCLUDES
DWA4215	3-pc. Oscillating Tool Blade Set	(1) DWA4203 General Purpose Blade (1) DWA4206 Fast Wood Cutting Blade (1) DWA4208 Detail Cutting Blade
DWA4231	3-pc. Oscillating Tool Blade Set	(1) DWA4203 General Purpose Blade (1) DWA4207 Fast Wood Cutting Blade (1) DWA4217 Rigid Scraping Blade
DWA4216	5-pc. Oscillating Tool Blade Set	(2) DWA4203 General Purpose Blades (1) DWA4206 Fast Wood Cutting Blade (1) DWA4217 Rigid Scraping Blade (1) DWA4213 Flush Cutting Blade
DWASPTRI3**	12-pc. Hook & Loop 3-1/8" x 3-1/8" Triangle Sanding Pad Set	(4) 220G Sanding Papers (4) 120G Sanding Papers (4) 80G Sanding Papers
DWASPTRI*	12-pc. Hook & Loop 3-3/4" x 3-3/4" Triangle Sanding Pad Set	(4) 220G Sanding Papers (4) 120G Sanding Papers (4) 80G Sanding Papers

BAND SAW BLADES

Portable Band Saw Blades



AVAILABLE	BLADE MATERIAL	TEETH PER INCH	BLADE THICKNESS	BLADE LENGTH	BLADE HEIGHT	CUTTING DEPTH	QTY
DW3981	Bi-Metal	10 TPI	0.020"	44-7/8"	1/2"	3/8" and Thicker	3
DW3981B	Bi-Metal	10 TPI	0.020"	44-7/8"	1/2"	3/8" and Thicker	100
DW3982	Bi-Metal	14 TPI	0.020"	44-7/8"	1/2"	1/4" - 3/8"	3
DW3982B	Bi-Metal	14 TPI	0.020"	44-7/8"	1/2"	1/4" - 3/8"	100
DW3983	Bi-Metal	18 TPI	0.020"	44-7/8"	1/2"	5/32" - 1/4"	3
DW3983B	Bi-Metal	18 TPI	0.020"	44-7/8"	1/2"	5/32" - 1/4"	100
DW3984	Bi-Metal	24 TPI	0.020"	44-7/8"	1/2"	Up to 5/32"	3
DW3984B	Bi-Metal	24 TPI	0.020"	44-7/8"	1/2"	Up to 5/32"	100
DW3985	Bi-Metal	10/14 TPI	0.020"	44-7/8"	1/2"	3/8" and Thicker	3
DW3985B	Bi-Metal	10/14 TPI	0.020"	44-7/8"	1/2"	3/8" and Thicker	100
DW3986	Bi-Metal	14/18 TPI	0.020"	44-7/8"	1/2"	1/4" - 3/8"	3
DW3986B	Bi-Metal	14/18 TPI	0.020"	44-7/8"	1/2"	1/4" - 3/8"	100

Cordless Portable Band Saw Blades



AVAILABLE	BLADE MATERIAL	TEETH PER INCH	BLADE THICKNESS	BLADE LENGTH	BLADE HEIGHT	CUTTING DEPTH	QTY
DW3982C	Bi-Metal	14 TPI	0.020"	32-7/8"	1/2"	1/4" - 3/8"	3
DW3986C	Bi-Metal	14/18 TPI	0.020"	32-7/8"	1/2"	1/4" - 3/8"	3
DW3983C	Bi-Metal	18 TPI	0.020"	32-7/8"	1/2"	5/32" - 1/4"	3
DW3984C	Bi-Metal	24 TPI	0.020"	32-7/8"	1/2"	Up to 5/32"	3



POWER TOOL ACCESSORIES & FASTENERS

*For use with Bosch®, Porter Cable, and DeWALT Pads
**For use with Fein®, Rockwell®, and Dremel® Pads

MASONRY BLADES

Turbo Blades



AVAILABLE		DIA.	GRIT TYPE	ARBOR	BLADE THICKNESS	MAX RPM	QTY
DW4724	Concrete/Masonry Cutting Blade	4"	Diamond	5/8", 7/8", 20mm	5/64"	15,200 rpm	1
DW4724B	Concrete/Masonry Cutting Blade	4"	Diamond	5/8", 7/8", 20mm	5/64"	15,200 rpm	10
DW4725*	Concrete/Masonry Cutting Blade	4-1/2"	Diamond	7/8"	5/64"	13,300 rpm	1
DW4725B*	Concrete/Masonry Cutting Blade	4-1/2"	Diamond	7/8"	5/64"	13,300 rpm	10
DW4725B3*	Concrete/Masonry Cutting Blade	4-1/2"	Diamond	7/8"	5/64"	13,300 rpm	3
DW4712	Concrete/Masonry Cutting Blade	7"	Diamond	5/8", 7/8", ♦	3/32"	8,700 rpm	1
DW4712B	Concrete/Masonry Cutting Blade	7"	Diamond	5/8", 7/8", ♦	3/32"	8,700 rpm	10
DW4712B3	Concrete/Masonry Cutting Blade	7"	Diamond	5/8", 7/8", ♦	3/32"	8,700 rpm	3

Turbo Blades



AVAILABLE		DIA.	GRIT TYPE	ARBOR	BLADE THICKNESS	MAX RPM	QTY
DW4700	Concrete/Masonry Cutting Blade	4"	Diamond	5/8", 7/8", 20mm	5/64"	15,200 rpm	1
DW4701*	Concrete/Masonry Cutting Blade	4-1/2"	Diamond	7/8"	5/64"	13,300 rpm	1
DW4701B*	Concrete/Masonry Cutting Blade	4-1/2"	Diamond	7/8"	5/64"	13,300 rpm	10
DW4702	Concrete/Masonry Cutting Blade	7"	Diamond	5/8", 7/8", ♦	3/32"	13,300 rpm	1
DW4702B	Concrete/Masonry Cutting Blade	7"	Diamond	5/8", 7/8", ♦	3/32"	12,200 rpm	10

Turbo Segmented Blades



AVAILABLE		DIA.	GRIT TYPE	ARBOR	SEGMENT HEIGHT	BLADE THICKNESS	MAX RPM	QTY
DW4711T	Masonry Cutting Blade	4"	Diamond	7/8"	10mm	5/64"	15,200 rpm	1
DW4713T	Masonry Cutting Blade	4-1/2"	Diamond	7/8"	10mm	5/64"	13,300 rpm	1
DW4713TB	Masonry Cutting Blade	4-1/2"	Diamond	7/8"	10mm	5/64"	13,300 rpm	10
DW4714	Masonry Cutting Blade	7"	Diamond	7/8"	10mm	3/32"	8,700 rpm	1
DW4714TB	Masonry Cutting Blade	7"	Diamond	7/8"	10mm	3/32"	8,700 rpm	10



SEGMENTED BLADES

Segmented Blades



AVAILABLE		DIA.	GRIT TYPE	ARBOR	SEGMENT HEIGHT	BLADE THICKNESS	MAX RPM	QTY
DW4782*	Concrete/Masonry Cutting Blade	4-1/2"	Diamond	5/8", 7/8"	7mm	5/64"	13,300 rpm	1



XP Extended Performance™ Segmented Blades



AVAILABLE		DIA.	GRIT TYPE	ARBOR	SEGMENT HEIGHT	BLADE THICKNESS	MAX RPM	QTY
DW4744	Cured Concrete Cutting Blade	14"	Diamond	1", 20mm	7mm	1/8"	5,400 rpm	1
DW4745	Asphalt/Green Concrete Cutting Blade	12"	Diamond	1", 20mm	10mm	1/8"	6,300 rpm	1
DW47421	General Purpose Cutting Blade	14"	Diamond	1", 20mm	10mm	1/8"	5,400 rpm	1
DW4748	Fast Cutting Blade	14"	Diamond	1", 20mm	10mm	1/8"	5,400 rpm	1



TUCKPOINTING BLADES

Standard Tuckpointing Blades



AVAILABLE		DIA.	GRIT TYPE	ARBOR	SEGMENT HEIGHT	BLADE THICKNESS	MAX RPM	QTY
DW4710	Tuckpointing Blade	4"	Diamond	5/8", 7/8", 20mm	8mm	1/4"	15,200 rpm	1
DW4740	Tuckpointing Blade	4-1/2"	Diamond	5/8", 7/8"	8mm	1/4"	13,300 rpm	1
DW4739	Tuckpointing Blade	6"	Diamond	5/8", 7/8"	8mm	1/4"	12,200 rpm	1



Sandwich Tuckpointing Blades



AVAILABLE		DIA.	GRIT TYPE	ARBOR	SEGMENT HEIGHT	BLADE THICKNESS	MAX RPM	QTY
DW4740S	Tuckpointing Blade	4-1/2"	Diamond	5/8", 7/8"	8mm	1/4"	13,300 rpm	1
DW4739S*	Tuckpointing Blade	6"	Diamond	5/8", 7/8"	8mm	1/4"	12,200 rpm	1



FLEXVOLT® DIAMOND WHEEL

FLEXVOLT® Diamond Wheel



AVAILABLE		DIA.	GRIT TYPE	ARBOR	SEGMENT HEIGHT	BLADE THICKNESS	MAX RPM	QTY
DWAFV8900	General Purpose Diamond Wheel	9"	Diamond	7/8"	6,600	1	12,200 rpm	1

TILE CUTTING BLADES

Tile Blades



AVAILABLE		DIA.	GRIT TYPE	ARBOR	SEGMENT HEIGHT	BLADE THICKNESS	MAX RPM	QTY
DW4790	Wet/Dry Tile Cutting Blade	4"	Diamond	5/8", 7/8", 20mm	5mm	1/16"	15,200 rpm	1
DW4791	Wet Tile Cutting Blade	7"	Diamond	5/8", 7/8", 20mm	5mm	1/16"	8,700 rpm	1
DW4792	Wet Tile Cutting Blade	10"	Diamond	7/8"	5mm	1/16"	8,700 rpm	1

Tile Blades



AVAILABLE		DIA.	GRIT TYPE	ARBOR	SEGMENT HEIGHT	BLADE THICKNESS	MAX RPM	QTY
DW4729	Wet/Dry Ceramic Tile Cutting Blade	4"	Diamond	5/8", 7/8", 20mm	5mm	1/16"	15,200 rpm	1
DW4760	Wet Tile Ceramic Cutting Blade	7"	Diamond	5/8"	6.5mm	1/16"	8,700 rpm	1
DW4767L	Wet Tile Ceramic Cutting Blade	8"	Diamond	5/8"	6.5mm	1/16"	7,600 rpm	1
DW4761	Wet Tile Ceramic Cutting Blade	10"	Diamond	5/8"	6.5mm	5/64"	6,000 rpm	1
DW4762	Wet Tile Porcelain Cutting Blade	10"	Diamond	5/8"	8mm	1/16"	6,000 rpm	1

XP4™ Tile Blades



AVAILABLE		DIA.	GRIT TYPE	ARBOR	SEGMENT HEIGHT	BLADE THICKNESS	MAX RPM	QTY
DW4735	Wet/Dry Porcelain Tile Cutting Blade	4"	Diamond	5/8", 7/8", 20mm	8mm	1/16"	15,200 rpm	1
DW4738	Wet/Dry Porcelain Tile Cutting Blade	4-3/8"	Diamond	5/8", 7/8"	8mm	1/16"	13,300 rpm	1
DW4765	Wet/Dry Porcelain Tile Cutting Blade	4-1/2"	Diamond	5/8", 7/8", 20mm	8mm	1/16"	13,300 rpm	1
DW4766	Wet Porcelain Tile Cutting Blade	7"	Diamond	5/8"	8mm	1/16"	8,700 rpm	1
DW4764	Wet Porcelain Tile Cutting Blade	10"	Diamond	5/8"	8mm	1/16"	6,000 rpm	1

XP4™ Glass Tile Blades



AVAILABLE		DIA.	GRIT TYPE	ARBOR	SEGMENT HEIGHT	BLADE THICKNESS	MAX RPM	QTY
DW4766	Wet Glass Tile Cutting Blade	7"	Diamond	5/8"	8mm	1/16"	8,700 rpm	1
DW4764	Wet Glass Tile Cutting Blade	10"	Diamond	5/8"	8mm	1/16"	6,000 rpm	1

CUP DIAMOND WHEELS

Cup Diamond Wheels



AVAILABLE		DIAMETER	GRIT TYPE	ARBOR	MAX RPM	QTY
DW4770	Single Row Cup Diamond Surface Grinding Wheel	4"	Diamond	5/8"-11	15,200 rpm	1
DW4771	Single Row Cup Diamond Surface Grinding Wheel	7"	Diamond	5/8"-11	8,700 rpm	1
DW4772	Double Row Cup Diamond Surface Grinding Wheel	4"	Diamond	5/8"-11	15,200 rpm	1
DW4774	Double Row Cup Diamond Surface Grinding Wheel	4-1/2"	Diamond	5/8"-11	13,300 rpm	1
DW4777*	Double Row Cup Diamond Surface Grinding Wheel	5"	Diamond	5/8"-11	12,200 rpm	1
DW4775	Double Row Cup Diamond Surface Grinding Wheel	7"	Diamond	5/8"-11	8,700 rpm	1
DW4772T	Turbo Cup Diamond Surface Grinding Wheel	4"	Diamond	5/8"-11	15,200 rpm	1
DW4777T*	Turbo Cup Diamond Surface Grinding Wheel	5"	Diamond	5/8"-11	12,200 rpm	1
DW4773T	Turbo Cup Diamond Surface Grinding Wheel	7"	Diamond	5/8"-11	8,700 rpm	1

CHOP SAW WHEELS

General Purpose Chop Saw Wheels



AVAILABLE		DIA.	GRIT TYPE	ARBOR	WHEEL THICKNESS	MAX RPM	QTY
DWA8011	14" Chop Saw Wheels	14"	Aluminum Oxide	1", 20mm	7/64"	4,300 rpm	10

Metal & Stud Cutting Chop Saw Wheels



AVAILABLE		DIA.	GRIT TYPE	ARBOR	WHEEL THICKNESS	MAX RPM	QTY
DW8005	10" Metal Cutting Chop Saw Wheels	10"	A24R Aluminum Oxide	5/8"	7/64"	6,100 rpm	10
DW8004	12" Metal Cutting Chop Saw Wheels	12"	A24R Aluminum Oxide	1"	7/64"	5,000 rpm	10
DW8001	14" Metal Cutting Chop Saw Wheels	14"	A24R Aluminum Oxide	1"	7/64"	4,300 rpm	10
DW8002	14" Metal Cutting Chop Saw Wheels	14"	A24S Premium Aluminum Oxide	1"	7/64"	4,300 rpm	10
DW8003	14" Stud Cutting Chop Saw Wheels	14"	A24T Premium Aluminum Oxide	1"	1/8"	4,300 rpm	25
DW8010	16" Metal Cutting Chop Saw Wheels	16"	A24R Aluminum Oxide	1"	7/64"	3,800 rpm	10
DW8019	20" Metal Cutting Chop Saw Wheels	20"	A24R Aluminum Oxide	1"	7/64"	3,000 rpm	10



Stud Cutting Chop Saw Wheels



AVAILABLE		DIA.	GRIT TYPE	ARBOR	WHEEL THICKNESS	MAX RPM	QTY
DW8057	12" Stud Cutting Chop Saw Wheels	10"	TA24T Treated Aluminum Oxide	1"	1/8"	5,000 rpm	10
DW8059	14" Stud Cutting Chop Saw Wheels	12"	TA24T Treated Aluminum Oxide	1"	1/8"	4,300 rpm	10



Diamond Chop Saw Blades



AVAILABLE		DIAMETER	GRIT TYPE	ARBOR	MAX RPM	QTY
DW8500	14" Chop Saw Blade	14"	Diamond	1"	4,300 rpm	1



HIGH-SPEED CUTTING WHEELS

General Purpose High-Speed Metal Cutting Wheels



AVAILABLE		DIA.	GRIT TYPE	ARBOR	WHEEL TYPE	WHEEL THICKNESS	MAX RPM	QTY
DWA8033	12" High-Speed Metal Cutting Wheels	12"	Aluminum Oxide	20mm	T1	1/8"	6,400 rpm	10
DWA8032	12" High-Speed Metal Cutting Wheels	12"	Aluminum Oxide	1"	T1	1/8"	6,400 rpm	10
DWA8031	14" High-Speed Metal Cutting Wheels	14"	Aluminum Oxide	20mm	T1	1/8"	5,500 rpm	10
DWA8030	14" High-Speed Metal Cutting Wheels	14"	Aluminum Oxide	1"	T1	1/8"	5,500 rpm	10

General Purpose High-Speed Concrete Cutting Wheels



AVAILABLE		DIA.	GRIT TYPE	ARBOR	WHEEL TYPE	WHEEL THICKNESS	MAX RPM	QTY
DWA8037	12" High-Speed Concrete Cutting Wheels	12"	Premium Silicon Carbide	20mm	T1	1/8"	6,400 rpm	10
DWA8036	12" High-Speed Concrete Cutting Wheels	12"	Premium Silicon Carbide	1"	T1	1/8"	6,400 rpm	10
DWA8035	14" High-Speed Concrete Cutting Wheels	14"	Premium Silicon Carbide	20mm	T1	1/8"	5,500 rpm	10
DWA8034	14" High-Speed Concrete Cutting Wheels	14"	Premium Silicon Carbide	1"	T1	1/8"	5,500 rpm	10

LARGE ABRASIVE WHEELS

General Purpose Metal Cutting Abrasive Wheels



AVAILABLE		DIA.	GRIT TYPE	ARBOR	WHEEL THICKNESS	MAX RPM	QTY
DWA3501	7" Metal Cutting Abrasive Wheels	7"	Aluminum Oxide	5/8", ◆	1/8"	13,300 rpm	25

General Purpose Concrete Cutting Abrasive Wheels



AVAILABLE		DIA.	GRIT TYPE	ARBOR	WHEEL THICKNESS	MAX RPM	QTY
DWA3502	7" Concrete Cutting Abrasive Wheels	7"	Silicon Carbide	5/8", ◆	1/8"	13,300 rpm	25

Metal & Concrete Cutting Abrasive Wheels



AVAILABLE		DIA.	GRIT TYPE	ARBOR	WHEEL THICKNESS	MAX RPM	QTY
DW3508	6-1/2" Metal Cutting Abrasive Wheels	6-1/2"	Premium Aluminum Oxide	5/8", ◆	1/8"	15,200 rpm	25
DW3511	7" Metal Cutting Abrasive Wheels	7"	Premium Aluminum Oxide	5/8", ◆	1/8"	13,300 rpm	25
DW3531	8" Metal Cutting Abrasive Wheels	8"	Premium Aluminum Oxide	5/8", ◆	1/8"	12,200 rpm	25



Concrete Cutting Abrasive Wheels



AVAILABLE		DIA.	GRIT TYPE	ARBOR	WHEEL THICKNESS	MAX RPM	QTY
DW3509	6-1/2" Concrete Cutting Abrasive Wheels	6-1/2"	Premium Silicon Carbide	5/8", ◆	1/8"	15,200 rpm	25
DW3521	7" Concrete Cutting Abrasive Wheels	7"	Premium Silicon Carbide	5/8", ◆	1/8"	13,300 rpm	25
DW3532	8" Concrete Cutting Abrasive Wheels	8"	Premium Silicon Carbide	5/8", ◆	1/8"	12,200 rpm	25



Metal Cutting Abrasive Wheels



AVAILABLE		DIA.	GRIT TYPE	ARBOR	WHEEL THICKNESS	MAX RPM	QTY
DW8056	7" Metal Cutting Abrasive Wheels	7"	Treated Aluminum Oxide	5/8", ◆	1/8"	13,300 rpm	25



DEWALT®

ABRASIVES & METALWORKING



POWER TOOL ACCESSORIES & FASTENERS

**PERFORMANCE
SO GOOD
IT RAISES YOURS.™**

DIE GRINDER WHEELS

Metal Cutting Die Grinder Wheels



AVAILABLE		DIA.	GRIT TYPE	ARBOR	WHEEL TYPE	WHEEL THICKNESS	MAX RPM	QTY
DW8701	2-1/2" Metal Cutting Die Grinder Wheels	2-1/2"	A60T Aluminum Oxide	1/4"	T1	1/32"	30,500 rpm	50
DW8700	2-1/2" Metal Cutting Die Grinder Wheels	2-1/2"	A60T Aluminum Oxide	3/8"	T1	1/32"	30,500 rpm	50
DW8712	3" Metal Cutting Die Grinder Wheels	3"	A60T Aluminum Oxide	3/8"	T1	1/32"	24,400 rpm	50
DW8720	4" Metal Cutting Die Grinder Wheels	4"	A60T Aluminum Oxide	3/8"	T1	1/32"	19,000 rpm	50
DW8724	4" Metal Cutting Die Grinder Wheels	4"	A60T Aluminum Oxide	5/8"	T1	1/32"	19,000 rpm	25
DW8711	3" Metal Cutting Die Grinder Wheels	3"	A60T Aluminum Oxide	3/8"	T1	1/16"	24,400 rpm	25
DW8719	4" Metal Cutting Die Grinder Wheels	4"	A60T Aluminum Oxide	3/8"	T1	1/16"	19,000 rpm	50
DW8723	4" Metal Cutting Die Grinder Wheels	4"	A60T Aluminum Oxide	5/8"	T1	1/16"	19,000 rpm	25
DW8710	3" Metal Cutting Die Grinder Wheels	3"	A24R Aluminum Oxide	1/4"	T1	1/8"	24,400 rpm	25
DW8719	3" Metal Cutting Die Grinder Wheels	3"	A24R Aluminum Oxide	3/8"	T1	1/8"	24,400 rpm	50
DW8723	4" Metal Cutting Die Grinder Wheels	4"	A24R Aluminum Oxide	3/8"	T1	1/8"	19,000 rpm	25

CUTTING & NOTCHING WHEELS

Stainless Steel & Metal Cutting & Notching Wheels



AVAILABLE		DIA.	GRIT TYPE	WHEEL TYPE	ARBOR	WHEEL THICKNESS	MAX RPM	QTY
DW8080	4-1/2" Stainless Steel Cutting & Notching Wheels	4-1/2"	A30S Premium Aluminum Oxide	T1	7/8"	3/32"	13,300 rpm	25
DW8750	4-1/2" Metal Cutting & Notching Wheels	4-1/2"	A24R Premium Aluminum Oxide	T27	7/8"	3/32"	13,300 rpm	10
DW8751	4-1/2" Metal Cutting & Notching Wheels	4-1/2"	A24R Premium Aluminum Oxide	T27	5/18"-11	3/32"	13,300 rpm	25
DW8752	5" Metal Cutting & Notching Wheels	5"	A24R Premium Aluminum Oxide	T27	7/8"	3/32"	12,200 rpm	10
DW8753	5" Metal Cutting & Notching Wheels	5"	A24R Premium Aluminum Oxide	T27	5/18"-11	3/32"	12,200 rpm	10
DW8754	6" Metal Cutting & Notching Wheels	6"	A24R Premium Aluminum Oxide	T27	7/8"	3/32"	10,100 rpm	10
DW8755	6" Metal Cutting & Notching Wheels	6"	A24R Premium Aluminum Oxide	T27	5/18"-11	3/32"	10,100 rpm	10
DW8756	7" Metal Cutting & Notching Wheels	7"	A24R Premium Aluminum Oxide	T27	7/8"	3/32"	8,700 rpm	10
DW8757	7" Metal Cutting & Notching Wheels	7"	A24R Premium Aluminum Oxide	T27	5/18"-11	3/32"	8,700 rpm	10
DW8758	9" Metal Cutting & Notching Wheels	9"	A24R Premium Aluminum Oxide	T27	7/8"	3/32"	6,600 rpm	10
DW8759	9" Metal Cutting & Notching Wheels	9"	A24R Premium Aluminum Oxide	T27	5/18"-11	3/32"	6,600 rpm	10

Metal Cutting & Notching Wheels



AVAILABLE		DIA.	GRIT TYPE	WHEEL TYPE	ARBOR	WHEEL THICKNESS	MAX RPM	QTY
DW8800	4" Metal Cutting & Notching Wheels	4"	Z24R Zirconia	T27	5/8"	3/32"	15,200 rpm	25
DW8804	4-1/2" Metal Cutting & Notching Wheels	4-1/2"	Z24R Zirconia	T27	7/8"	3/32"	13,300 rpm	25
DW8805	4-1/2" Metal Cutting & Notching Wheels	4-1/2"	Z24R Zirconia	T27	5/18"-11	3/32"	13,300 rpm	10
DW8810	5" Metal Cutting & Notching Wheels	5"	Z24R Zirconia	T27	7/8"	3/32"	12,200 rpm	25
DW8811	5" Metal Cutting & Notching Wheels	5"	Z24R Zirconia	T27	5/18"-11	3/32"	12,200 rpm	10
DW8816	6" Metal Cutting & Notching Wheels	6"	Z24R Zirconia	T27	7/8"	3/32"	10,100 rpm	10
DW8817	6" Metal Cutting & Notching Wheels	6"	Z24R Zirconia	T27	5/18"-11	3/32"	10,100 rpm	10
DW8822	7" Metal Cutting & Notching Wheels	7"	Z24R Zirconia	T27	7/8"	3/32"	8,700 rpm	10
DW8823	7" Metal Cutting & Notching Wheels	7"	Z24R Zirconia	T27	5/18"-11	3/32"	8,700 rpm	10
DW8828	9" Metal Cutting & Notching Wheels	9"	Z24R Zirconia	T27	7/8"	3/32"	6,600 rpm	10
DW8829	9" Metal Cutting & Notching Wheels	9"	Z24R Zirconia	T27	5/18"-11	3/32"	6,600 rpm	10

Metal Cutting & Notching Wheels



AVAILABLE		DIA.	GRIT TYPE	WHEEL TYPE	ARBOR	WHEEL THICKNESS	MAX RPM	QTY
DW8904COMBO	4 1/2" Metal Cutting, Notching, & Grinding Wheels	4-1/2"	SG24N Ceramic Aluminum Oxide	T27	7/8"	3/32"	13,300 rpm	25
DW8905COMBOH	4 1/2" Metal Cutting, Notching, & Grinding Wheels	4-1/2"	SG24N Ceramic Aluminum Oxide	T27	5/18"-11	3/32"	13,300 rpm	10
DW8910COMBO	5" Metal Cutting, Notching, & Grinding Wheels	5"	SG24N Ceramic Aluminum Oxide	T27	7/8"	3/32"	12,200 rpm	25
DW8911COMBOH	5" Metal Cutting, Notching, & Grinding Wheels	5"	SG24N Ceramic Aluminum Oxide	T27	5/18"-11	3/32"	12,200 rpm	10
DWA8916	6" Metal Cutting & Notching Wheels	6"	SG24N Ceramic Aluminum Oxide	T27	7/8"	3/32"	10,100 rpm	10
DWA8917	6" Metal Cutting & Notching Wheels	6"	SG24N Ceramic Aluminum Oxide	T27	5/18"-11	3/32"	10,100 rpm	10
DWA8922	7" Metal Cutting & Notching Wheels	7"	SG24N Ceramic Aluminum Oxide	T27	7/8"	3/32"	8,700 rpm	10
DWA8923	7" Metal Cutting & Notching Wheels	7"	SG24N Ceramic Aluminum Oxide	T27	5/18"-11	3/32"	8,700 rpm	10
DWA8928	9" Metal Cutting & Notching Wheels	9"	SG24N Ceramic Aluminum Oxide	T27	7/8"	3/32"	6,600 rpm	10
DWA8929	9" Metal Cutting & Notching Wheels	9"	SG24N Ceramic Aluminum Oxide	T27	5/18"-11	3/32"	6,600 rpm	10

FLEXVOLT® Metal Cutting Wheels



AVAILABLE		DIA.	GRIT TYPE	WHEEL TYPE	ARBOR	WHEEL THICKNESS	MAX RPM	QTY
DWAFV845045	4-1/2" Metal Cutting Wheels	4-1/2"	Ceramic Aluminum Oxide	T1	7/8"	.045"	13,300 rpm	25
DWAFV86045	6" Metal Cutting Wheels	6"	Ceramic Aluminum Oxide	T1	7/8"	.045"	13,300 rpm	25

CUT-OFF WHEELS

Cut-Off Wheels



AVAILABLE		DIA.	GRIT TYPE	ARBOR	WHEEL TYPE	WHEEL THICKNESS	MAX RPM	QTY
DW8061	4" All-Purpose Cut-Off Wheels	4"	A60T Premium Aluminum Oxide	5/8"	T1	0.045"	15,200 rpm	25
DW8420	4" All-Purpose Cut-Off Wheels	4"	A60T Premium Aluminum Oxide	3/8"	T27	0.045"	15,200 rpm	25
DWA8062F	4-1/2" Fast Cut Cut-Off Wheels	4-1/2"	A60T Premium Aluminum Oxide	7/8"	T1	0.040"	13,300 rpm	25
DW8062	4-1/2" All-Purpose Cut-Off Wheels	4-1/2"	A60T Premium Aluminum Oxide	7/8"	T1	0.045"	13,300 rpm	25
DWA8062L	4-1/2" Long Life Cut-Off Wheels	4-1/2"	A60T Premium Aluminum Oxide	7/8"	T1	1/16"	13,300 rpm	25
DWA8424F	4-1/2" Fast Cut Cut-Off Wheels	4-1/2"	A60T Premium Aluminum Oxide	7/8"	T27	0.040"	13,300 rpm	25
DW8424	4-1/2" All-Purpose Cut-Off Wheels	4-1/2"	A60T Premium Aluminum Oxide	7/8"	T27	0.045"	13,300 rpm	25
DWA8424H	4-1/2" All-Purpose Cut-Off Wheels	4-1/2"	A60T Premium Aluminum Oxide	5/8"-11	T27	0.045"	13,300 rpm	10
DWA8424L	4-1/2" Long Life Cut-Off Wheels	4-1/2"	A60T Premium Aluminum Oxide	7/8"	T27	1/16"	13,300 rpm	25
DWA8063F	5" Fast Cut Cut-Off Wheels	5"	A60T Premium Aluminum Oxide	7/8"	T1	0.040"	12,200 rpm	25
DW8063	5" All-Purpose Cut-Off Wheels	5"	A60T Premium Aluminum Oxide	7/8"	T1	0.045"	12,200 rpm	25
DWA8063L	5" Long Life Cut-Off Wheels	5"	A60T Premium Aluminum Oxide	7/8"	T1	1/16"	12,200 rpm	25
DW8425	5" All-Purpose Cut-Off Wheels	5"	A60T Premium Aluminum Oxide	7/8"	T27	0.045"	12,200 rpm	25
DWA8425H	5" All-Purpose Cut-Off Wheels	5"	A60T Premium Aluminum Oxide	5/8"-11	T27	0.045"	12,200 rpm	10
DWA8726F	6" Fast Cut Cut-Off Wheels	6"	A60T Premium Aluminum Oxide	7/8"	T1	0.040"	10,100 rpm	25
DWA8726L	6" Long Life Cut-Off Wheels	6"	A60T Premium Aluminum Oxide	7/8"	T1	1/16"	10,100 rpm	25
DWA8426F	6" Fast Cut Cut-Off Wheels	6"	A60T Premium Aluminum Oxide	7/8"	T27	0.040"	10,100 rpm	25
DWA8426L	6" Long Life Cut-Off Wheels	6"	A60T Premium Aluminum Oxide	7/8"	T27	1/16"	10,100 rpm	25
DW8065	7" All-Purpose Cut-Off Wheels	7"	A60T Premium Aluminum Oxide	7/8"	T1	0.045"	8,700 rpm	25
DW8426	6" All-Purpose Cut-Off Wheels	6"	A60T Premium Aluminum Oxide	7/8"	T27	0.045"	10,100 rpm	25
DWA8426H	6" All-Purpose Cut-Off Wheels	6"	A60T Premium Aluminum Oxide	5/8"-11	T27	0.045"	10,100 rpm	10
DW8427	7" All-Purpose Cut-Off Wheels	7"	A60T Premium Aluminum Oxide	7/8"	T27	0.045"	8,700 rpm	25
DWA8427H	7" All-Purpose Cut-Off Wheels	7"	A60T Premium Aluminum Oxide	5/8"-11	T27	0.045"	8,700 rpm	10
DW8725	7" All-Purpose Cut-Off Wheels	6"	A60T Premium Aluminum Oxide	7/8"	-	0.040"	-	-

Cut-Off Wheels



AVAILABLE		DIA.	GRIT TYPE	ARBOR	WHEEL TYPE	WHEEL THICKNESS	MAX RPM	QTY
DW8051	4-1/2" Fast Cut Cut-Off Wheels	4-1/2"	Z60T-BF Ceramic Aluminum Oxide	7/8"	T1	0.040"	13,300 rpm	25
DW8951F	4-1/2" All-Purpose Cut-Off Wheels	4-1/2"	A46U-BF Ceramic Aluminum Oxide	7/8"	T1	0.045"	13,300 rpm	25
DW8951L	4-1/2" Long Life Cut-Off Wheels	4-1/2"	SG60T Ceramic Aluminum Oxide	7/8"	T1	1/16"	13,300 rpm	25
DW8957F	4-1/2" All-Purpose Cut-Off Wheels	4-1/2"	A46U-BF Ceramic Aluminum Oxide	7/8"	T27	0.045"	13,300 rpm	25
DW8957L	4-1/2" Long Life Cut-Off Wheels	4-1/2"	SG60T Ceramic Aluminum Oxide	7/8"	T27	1/16"	13,300 rpm	25
DW8052	5" Fast Cut Cut-Off Wheels	5"	Z60T-BF Ceramic Aluminum Oxide	7/8"	T1	0.040"	12,200 rpm	25
DW8952F	5" All-Purpose Cut-Off Wheels	5"	A46U-BF Ceramic Aluminum Oxide	7/8"	T1	0.045"	12,200 rpm	25
DW8952L	5" Long Life Cut-Off Wheels	5"	SG60T Ceramic Aluminum Oxide	7/8"	T1	1/16"	12,200 rpm	25
DW8958L	5" Long Life Cut-Off Wheels	5"	SG60T Ceramic Aluminum Oxide	7/8"	T27	1/16"	12,200 rpm	25
DW8953F	6" All-Purpose Cut-Off Wheels	6"	A46U-BF Ceramic Aluminum Oxide	7/8"	T1	0.045"	10,100 rpm	25
DW8953L	6" Long Life Cut-Off Wheels	6"	SG60T Ceramic Aluminum Oxide	7/8"	T1	1/16"	10,100 rpm	25
DW8959F	6" All-Purpose Cut-Off Wheels	6"	A46U-BF Ceramic Aluminum Oxide	7/8"	T27	0.045"	10,100 rpm	25
DW8959L	6" Long Life Cut-Off Wheels	6"	SG60T Ceramic Aluminum Oxide	7/8"	T27	1/16"	10,100 rpm	25
DW8954L	7" Long Life Cut-Off Wheels	7"	SG60T Ceramic Aluminum Oxide	7/8"	T1	1/16"	8,700 rpm	25
DW8960L	7" Long Life Cut-Off Wheels	7"	SG60T Ceramic Aluminum Oxide	7/8"	T27	1/16"	8,700 rpm	25

General Purpose Metal Cut-Off Wheels



AVAILABLE		DIA.	GRIT TYPE	ARBOR	WHEEL TYPE	WHEEL THICKNESS	MAX RPM	QTY
DWA8050	4" Metal Cut-Off Wheels	4"	Aluminum Oxide	5/8"	T1	0.045"	15,200 rpm	25
DWA4530	4" Metal Cut-Off Wheels	4"	Aluminum Oxide	5/8"	T27	0.045"	15,200 rpm	25
DWA8051	4-1/2" Metal Cut-Off Wheels	4-1/2"	Aluminum Oxide	7/8"	T1	0.045"	13,300 rpm	25
DWA4531	4-1/2" Metal Cut-Off Wheels	4-1/2"	Aluminum Oxide	7/8"	T27	0.045"	13,300 rpm	25
DWA8054	6" Metal Cut-Off Wheels	6"	Aluminum Oxide	7/8"	T1	0.045"	10,100 rpm	25
DWA4534	6" Metal Cut-Off Wheels	6"	Aluminum Oxide	7/8"	T27	0.045"	10,100 rpm	25

General Purpose Concrete Cut-Off Wheels



AVAILABLE		DIA.	GRIT TYPE	ARBOR	WHEEL TYPE	WHEEL THICKNESS	MAX RPM	QTY
DWA8050C	4" Concrete Cut-Off Wheels	4"	Silicon Carbide	5/8"	T1	0.045"	15,200 rpm	25
DWA8051C	4-1/2" Concrete Cut-Off Wheels	4-1/2"	Silicon Carbide	7/8"	T1	0.045"	13,300 rpm	25

POWER TOOL ACCESSORIES & FASTENERS

CUT-OFF WHEELS

Specialty Metal Cut-Off Wheels



AVAILABLE		DIA.	GRIT TYPE	ARBOR	WHEEL TYPE	WHEEL THICKNESS	MAX RPM	QTY
DW8062A	4-1/2" Aluminum Cut-Off Wheels	4-1/2"	A60N Treated Aluminum Oxide	7/8"	T1	0.045"	13,300 rpm	25
DW8725A	6" Aluminum Cut-Off Wheels	6"	A60N Treated Aluminum Oxide	7/8"	T27	0.045"	10,100 rpm	25
DW8062S	4-1/2" Stainless Steel Cut-Off Wheels	4-1/2"	A60S Treated Aluminum Oxide	7/8"	T1	0.045"	13,300 rpm	25
DW8424S	4-1/2" Stainless Steel Cut-Off Wheels	4-1/2"	A60S Treated Aluminum Oxide	7/8"	T27	0.045"	13,300 rpm	25
DW8063S	5" Stainless Steel Cut-Off Wheels	5"	A60S Treated Aluminum Oxide	7/8"	T1	0.045"	12,200 rpm	25
DW8425S	5" Stainless Steel Cut-Off Wheels	5"	A60S Treated Aluminum Oxide	7/8"	T27	0.045"	12,200 rpm	25
DW8725S	6" Stainless Steel Cut-Off Wheels	6"	A60S Treated Aluminum Oxide	7/8"	T1	0.045"	10,100 rpm	25
DW8426S	6" Stainless Steel Cut-Off Wheels	6"	A60S Treated Aluminum Oxide	7/8"	T27	0.045"	10,100 rpm	25
DW8065S	7" Stainless Steel Cut-Off Wheels	7"	A60S Treated Aluminum Oxide	7/8"	T1	0.045"	8,700 rpm	25
DW8427S	7" Stainless Steel Cut-Off Wheels	7"	A60S Treated Aluminum Oxide	7/8"	T27	0.045"	8,700 rpm	25

Concrete Cut-Off Wheels



AVAILABLE		DIA.	GRIT TYPE	ARBOR	WHEEL TYPE	WHEEL THICKNESS	MAX RPM	QTY
DWA8071	4" Concrete Cut-Off Wheels	4"	C60T Premium Silicon Carbide	5/8"	T1	0.045"	15,200 rpm	25
DWA8072	4-1/2" Concrete Cutting Cut-Off Wheels	4-1/2"	C60T Premium Silicon Carbide	7/8"	T1	0.045"	13,300 rpm	25

GRINDING WHEELS

General Purpose Metal Grinding Wheels



AVAILABLE		DIA.	GRIT TYPE	ARBOR	WHEEL TYPE	WHEEL THICKNESS	MAX RPM	QTY
DWA4500	4" Metal Grinding Wheels	4"	Aluminum Oxide	5/8"	T27	1/4"	15,200 rpm	25
DW4541	4-1/2" Metal Grinding Wheels	4-1/2"	Aluminum Oxide	7/8"	T27	1/4"	13,300 rpm	10
DW4542	4-1/2" Metal Grinding Wheels	4-1/2"	Aluminum Oxide	5/18"-11	T27	1/4"	13,300 rpm	25
DW4543	5" Metal Grinding Wheels	5"	Aluminum Oxide	7/8"	T27	1/4"	12,200 rpm	10
DW4544	5" Metal Grinding Wheels	5"	Aluminum Oxide	5/18"-11	T27	1/4"	12,200 rpm	25
DW4545	6" Metal Grinding Wheels	6"	Aluminum Oxide	7/8"	T27	1/4"	10,100 rpm	10
DW4546	6" Metal Grinding Wheels	6"	Aluminum Oxide	5/18"-11	T27	1/4"	10,100 rpm	10
DW4547	7" Metal Grinding Wheels	7"	Aluminum Oxide	7/8"	T27	1/4"	8,700 rpm	10
DW4548	7" Metal Grinding Wheels	7"	Aluminum Oxide	5/18"-11	T27	1/4"	8,700 rpm	10
DW4549	9" Metal Grinding Wheels	9"	Aluminum Oxide	7/8"	T27	1/4"	6,600 rpm	10
DW4550	9" Metal Grinding Wheels	9"	Aluminum Oxide	5/18"-11	T27	1/4"	6,600 rpm	10

Metal Grinding Wheels



AVAILABLE		DIA.	GRIT TYPE	ARBOR	WHEEL TYPE	WHEEL THICKNESS	MAX RPM	QTY
DW4419	4" Metal Grinding Wheels	4"	A24 Premium Aluminum Oxide	5/8"	T27	1/4"	15,200 rpm	25
DW4514	4-1/2" Metal Grinding Wheels	4-1/2"	A24 Premium Aluminum Oxide	7/8"	T27	1/4"	13,300 rpm	10
DW4523	4-1/2" Metal Grinding Wheels	4-1/2"	A24 Premium Aluminum Oxide	5/18"-11	T27	1/4"	13,300 rpm	25
DW4619	5" Metal Grinding Wheels	5"	A24 Premium Aluminum Oxide	7/8"	T27	1/4"	12,200 rpm	10
DW4623	5" Metal Grinding Wheels	5"	A24 Premium Aluminum Oxide	5/18"-11	T27	1/4"	12,200 rpm	25
DW4624	6" Metal Grinding Wheels	6"	A24 Premium Aluminum Oxide	7/8"	T27	1/4"	10,100 rpm	10
DW4626	6" Metal Grinding Wheels	6"	A24 Premium Aluminum Oxide	5/18"-11	T27	1/4"	10,100 rpm	10
DW4719	7" Metal Grinding Wheels	7"	A24 Premium Aluminum Oxide	7/8"	T27	1/4"	8,700 rpm	10
DW4999	7" Metal Grinding Wheels	7"	A24 Premium Aluminum Oxide	5/18"-11	T27	1/4"	8,700 rpm	10
DW4949	9" Metal Grinding Wheels	9"	A24 Premium Aluminum Oxide	7/8"	T27	1/4"	6,600 rpm	10
DW4954	9" Metal Grinding Wheels	9"	A24 Premium Aluminum Oxide	5/18"-11	T27	1/4"	6,600 rpm	10

Concrete Grinding Wheels



AVAILABLE		DIA.	GRIT TYPE	ARBOR	WHEEL TYPE	WHEEL THICKNESS	MAX RPM	QTY
DW4429	4" Concrete Grinding Wheels	4"	C24R Premium Silicon Carbide	5/8"	T27	1/4"	15,200 rpm	25
DW4524	4-1/2" Concrete Grinding Wheels	4-1/2"	C24R Premium Silicon Carbide	7/8"	T27	1/4"	13,300 rpm	10
DW4551	4-1/2" Concrete Grinding Wheels	4-1/2"	C24R Premium Silicon Carbide	5/18"-11	T27	1/4"	13,300 rpm	25
DW4629	5" Concrete Grinding Wheels	5"	C24R Premium Silicon Carbide	7/8"	T27	1/4"	12,200 rpm	10
DW4554	7" Concrete Grinding Wheels	7"	C24R Premium Silicon Carbide	7/8"	T27	1/4"	8,700 rpm	10
DW4759	7" Concrete Grinding Wheels	7"	C24R Premium Silicon Carbide	5/18"-11	T27	1/4"	8,700 rpm	10
DW4959	9" Concrete Grinding Wheels	9"	C24R Premium Silicon Carbide	5/18"-11	T27	1/4"	6,600 rpm	10

GRINDING WHEELS

Aluminum Grinding Wheels



AVAILABLE		DIA.	GRIT TYPE	ARBOR	WHEEL TYPE	WHEEL THICKNESS	MAX RPM	QTY
DW8400	4" Aluminum Grinding Wheels	4"	A30N Treated Aluminum Oxide	5/8"	T27	1/4"	15,200 rpm	25
DW8404	4-1/2" Aluminum Grinding Wheels	4-1/2"	A30N Treated Aluminum Oxide	7/8"	T27	1/4"	13,300 rpm	10
DW8405	4-1/2" Aluminum Grinding Wheels	4-1/2"	A30N Treated Aluminum Oxide	5/18"-11	T27	1/4"	13,300 rpm	25
DW8474	5" Aluminum Grinding Wheels	5"	A30N Treated Aluminum Oxide	7/8"	T27	1/4"	12,200 rpm	10
DW8406	5" Aluminum Grinding Wheels	5"	A30N Treated Aluminum Oxide	5/18"-11	T27	1/4"	12,200 rpm	25
DW8476	7" Aluminum Grinding Wheels	7"	A30N Treated Aluminum Oxide	7/8"	T27	1/4"	8,700 rpm	10
DW8407	7" Aluminum Grinding Wheels	7"	A30N Treated Aluminum Oxide	5/18"-11	T27	1/4"	8,700 rpm	10
DW8477	9" Aluminum Grinding Wheels	9"	A30N Treated Aluminum Oxide	7/8"	T27	1/4"	6,600 rpm	10
DW8409	9" Aluminum Grinding Wheels	9"	A30N Treated Aluminum Oxide	5/18"-11	T27	1/4"	6,600 rpm	10

Stainless Steel Grinding Wheels



AVAILABLE		DIA.	GRIT TYPE	ARBOR	WHEEL TYPE	WHEEL THICKNESS	MAX RPM	QTY
DW8410	4" Stainless Steel Grinding Wheels	4"	A30S Treated Aluminum Oxide	5/8"	T27	1/4"	15,200 rpm	25
DW8414	4-1/2" Stainless Steel Grinding Wheels	4-1/2"	A30S Treated Aluminum Oxide	7/8"	T27	1/4"	13,300 rpm	10
DW8415	4-1/2" Stainless Steel Grinding Wheels	4-1/2"	A30S Treated Aluminum Oxide	5/18"-11	T27	1/4"	13,300 rpm	25
DW8464	5" Stainless Steel Grinding Wheels	5"	A30S Treated Aluminum Oxide	7/8"	T27	1/4"	12,200 rpm	10
DW8416	5" Stainless Steel Grinding Wheels	5"	A30S Treated Aluminum Oxide	5/18"-11	T27	1/4"	12,200 rpm	25
DW8465	6" Stainless Steel Grinding Wheels	6"	A30S Treated Aluminum Oxide	7/8"	T27	1/4"	10,100 rpm	10
DW8465H	6" Stainless Steel Grinding Wheels	6"	A30S Treated Aluminum Oxide	5/18"-11	T27	1/4"	10,100 rpm	10
DW8466	7" Stainless Steel Grinding Wheels	7"	A30S Treated Aluminum Oxide	7/8"	T27	1/4"	8,700 rpm	10
DW8417	7" Stainless Steel Grinding Wheels	7"	A30S Treated Aluminum Oxide	5/18"-11	T27	1/4"	8,700 rpm	10
DW8468	9" Stainless Steel Grinding Wheels	9"	A30S Treated Aluminum Oxide	7/8"	T27	1/4"	6,600 rpm	10
DW8419	9" Stainless Steel Grinding Wheels	9"	A30S Treated Aluminum Oxide	5/18"-11	T27	1/4"	6,600 rpm	10

Metal Grinding Wheels



AVAILABLE		DIA.	GRIT TYPE	ARBOR	WHEEL TYPE	WHEEL THICKNESS	MAX RPM	QTY
DW8808	4-1/2" Metal Grinding Wheels	4-1/2"	Z24R Zirconia	7/8"	T27	1/4"	13,300 rpm	10
DW8809	4-1/2" Metal Grinding Wheels	4-1/2"	Z24R Zirconia	5/18"-11	T27	1/4"	13,300 rpm	25
DW8814	5" Metal Grinding Wheels	5"	Z24R Zirconia	7/8"	T27	1/4"	12,200 rpm	10
DW8815	5" Metal Grinding Wheels	5"	Z24R Zirconia	5/18"-11	T27	1/4"	12,200 rpm	25
DW8820	6" Metal Grinding Wheels	6"	Z24R Zirconia	7/8"	T27	1/4"	10,100 rpm	10
DW8821	6" Metal Grinding Wheels	6"	Z24R Zirconia	5/18"-11	T27	1/4"	10,100 rpm	10
DW8826	7" Metal Grinding Wheels	7"	Z24R Zirconia	7/8"	T27	1/4"	8,700 rpm	10
DW8827	7" Metal Grinding Wheels	7"	Z24R Zirconia	5/18"-11	T27	1/4"	8,700 rpm	10
DW8832	9" Metal Grinding Wheels	9"	Z24R Zirconia	7/8"	T27	1/4"	6,600 rpm	10
DW8833	9" Metal Grinding Wheels	9"	Z24R Zirconia	5/18"-11	T27	1/4"	6,600 rpm	10

Metal Grinding Wheels



AVAILABLE		DIA.	GRIT TYPE	ARBOR	WHEEL TYPE	WHEEL THICKNESS	MAX RPM	QTY
DWA8908	4-1/2" Metal Grinding Wheels	4-1/2"	SG24N Ceramic Aluminum Oxide	7/8"	T27	1/4"	13,300 rpm	10
DWA8909	4-1/2" Metal Grinding Wheels	4-1/2"	SG24N Ceramic Aluminum Oxide	5/18"-11	T27	1/4"	13,300 rpm	25
DWA8914	5" Metal Grinding Wheels	5"	SG24N Ceramic Aluminum Oxide	7/8"	T27	1/4"	12,200 rpm	10
DWA8915	5" Metal Grinding Wheels	5"	SG24N Ceramic Aluminum Oxide	5/18"-11	T27	1/4"	12,200 rpm	25
DWA8920	6" Metal Grinding Wheels	6"	SG24N Ceramic Aluminum Oxide	7/8"	T27	1/4"	10,100 rpm	10
DWA8921	6" Metal Grinding Wheels	6"	SG24N Ceramic Aluminum Oxide	5/18"-11	T27	1/4"	10,100 rpm	10
DWA8926	7" Metal Grinding Wheels	7"	SG24N Ceramic Aluminum Oxide	7/8"	T27	1/4"	8,700 rpm	10
DWA8927	7" Metal Grinding Wheels	7"	SG24N Ceramic Aluminum Oxide	5/18"-11	T27	1/4"	8,700 rpm	10
DWA8932	9" Metal Grinding Wheels	9"	SG24N Ceramic Aluminum Oxide	7/8"	T27	1/4"	6,600 rpm	10
DWA8933	9" Metal Grinding Wheels	9"	SG24N Ceramic Aluminum Oxide	5/18"-11	T27	1/4"	6,600 rpm	10

XP Ceramic Fast Grind Wheels



AVAILABLE		DIA.	GRIT TYPE	ARBOR	WHEEL TYPE	WHEEL THICKNESS	MAX RPM	QTY
DWA8908F	-	4-1/2"	SG24N Ceramic Aluminum Oxide	7/8"	-	1/4"	13300 rpm	25
DWA8909FH	-	4-1/2"	SG24N Ceramic Aluminum Oxide	5/8-11"	-	1/4"	13300 rpm	10
DWA8914F	-	5"	SG24N Ceramic Aluminum Oxide	7/8"	-	1/4"	12200 rpm	25
DWA8915FH	-	5"	SG24N Ceramic Aluminum Oxide	5/8-11"	-	1/4"	12200 rpm	10
DWA8920F	-	6"	SG24N Ceramic Aluminum Oxide	7/8"	-	1/4"	10100 rpm	10
DWA8921FH	-	6"	SG24N Ceramic Aluminum Oxide	5/8-11"	-	1/4"	10100 rpm	10
DWA8926F	-	7"	SG24N Ceramic Aluminum Oxide	7/8"	-	1/4"	8700 rpm	10
DWA8927FH	-	7"	SG24N Ceramic Aluminum Oxide	5/8-11"	-	1/4"	8700 rpm	10
DWA8932F	-	9"	SG24N Ceramic Aluminum Oxide	7/8"	-	1/4"	6600 rpm	10
DWA8933FH	-	9"	SG24N Ceramic Aluminum Oxide	5/8-11"	-	1/4"	6600 rpm	10

POWER TOOL ACCESSORIES & FASTENERS

PIPELINE GRINDING WHEELS

FLEXVOLT® Metal Grinding Wheels



AVAILABLE		DIA.	GRIT TYPE	ARBOR	WHEEL TYPE	WHEEL THICKNESS	MAX RPM	QTY
DWAFV84518	4-1/2" Metal Grinding Wheels	4-1/2"	Ceramic Aluminum Oxide	7/8"	T27	1/8"	13,300 rpm	25
DWAFV84514	4-1/2" Metal Grinding Wheels	4-1/2"	Ceramic Aluminum Oxide	7/8"	T27	1/4"	13,300 rpm	25
DWAFV84518H	4-1/2" Metal Grinding Wheels	4-1/2"	Ceramic Aluminum Oxide	5/18"-11	T27	1/8"	13,300 rpm	10
DWAFV84514H	4-1/2" Metal Grinding Wheels	4-1/2"	Ceramic Aluminum Oxide	5/18"-11	T27	1/4"	13,300 rpm	10

General Purpose Metal Pipeline Grinding Wheels



AVAILABLE		DIA.	GRIT TYPE	ARBOR	WHEEL TYPE	WHEEL THICKNESS	MAX RPM	QTY
DWA4510	4" Metal Grinding Wheels	4"	Aluminum Oxide	5/8"	T27	1/8"	15,200 rpm	25
DWA4511	4-1/2" Metal Grinding Wheels	4-1/2"	Aluminum Oxide	7/8"	T27	1/8"	13,300 rpm	10
DWA4511H	4-1/2" Metal Grinding Wheels	4-1/2"	Aluminum Oxide	5/18"-11	T27	1/8"	13,300 rpm	25
DWA4512	5" Metal Grinding Wheels	5"	Aluminum Oxide	7/8"	T27	1/8"	12,200 rpm	10
DWA4512H	5" Metal Grinding Wheels	5"	Aluminum Oxide	5/18"-11	T27	1/8"	12,200 rpm	25
DWA4513	6" Metal Grinding Wheels	6"	Aluminum Oxide	7/8"	T27	1/8"	10,100 rpm	10
DWA4513H	6" Metal Grinding Wheels	6"	Aluminum Oxide	5/18"-11	T27	1/8"	10,100 rpm	10
DWA4514	7" Metal Grinding Wheels	7"	Aluminum Oxide	7/8"	T27	1/8"	8,700 rpm	10
DWA4514H	7" Metal Grinding Wheels	7"	Aluminum Oxide	5/18"-11	T27	1/8"	8,700 rpm	10
DWA4515	9" Metal Grinding Wheels	9"	Aluminum Oxide	7/8"	T27	1/8"	6,600 rpm	10
DWA4515H	9" Metal Grinding Wheels	9"	Aluminum Oxide	5/18"-11	T27	1/8"	6,600 rpm	10

Metal Pipeline Grinding Wheels



AVAILABLE		DIA.	GRIT TYPE	ARBOR	WHEEL TYPE	WHEEL THICKNESS	MAX RPM	QTY
DW4418	4" Metal Grinding Wheels	4"	A24R Premium Aluminum Oxide	5/8"	T27	1/8"	15,200 rpm	25
DW8434	4-1/2" Metal Grinding Wheels	4-1/2"	A24R Premium Aluminum Oxide	7/8"	T27	1/8"	13,300 rpm	10
DW8435	4-1/2" Metal Grinding Wheels	4-1/2"	A24R Premium Aluminum Oxide	5/18"-11	T27	1/8"	13,300 rpm	25
DW8484	5" Metal Grinding Wheels	5"	A24R Premium Aluminum Oxide	7/8"	T27	1/8"	12,200 rpm	10
DW8436	5" Metal Grinding Wheels	5"	A24R Premium Aluminum Oxide	5/18"-11	T27	1/8"	12,200 rpm	25
DW8485	6" Metal Grinding Wheels	6"	A24R Premium Aluminum Oxide	7/8"	T27	1/8"	10,100 rpm	10
DW8438	6" Metal Grinding Wheels	6"	A24R Premium Aluminum Oxide	5/18"-11	T27	1/8"	10,100 rpm	10
DW8486	7" Metal Grinding Wheels	7"	A24R Premium Aluminum Oxide	7/8"	T27	1/8"	8,700 rpm	10
DW8437	7" Metal Grinding Wheels	7"	A24R Premium Aluminum Oxide	5/18"-11	T27	1/8"	8,700 rpm	10
DW8487	9" Metal Grinding Wheels	9"	A24R Premium Aluminum Oxide	7/8"	T27	1/8"	6,600 rpm	10
DW8439	9" Metal Grinding Wheels	9"	A24R Premium Aluminum Oxide	5/18"-11	T27	1/8"	6,600 rpm	10

Concrete Pipeline Grinding Wheels



AVAILABLE		DIA.	GRIT TYPE	ARBOR	WHEEL TYPE	WHEEL THICKNESS	MAX RPM	QTY
DW4428	4" Concrete Grinding Wheels	4"	C24R Premium Silicon Carbide	5/8"	T27	1/8"	15,200 rpm	25
DW4528	4-1/2" Concrete Grinding Wheels	4-1/2"	C24R Premium Silicon Carbide	7/8"	T27	1/8"	13,300 rpm	10
DW4552	4-1/2" Concrete Grinding Wheels	4-1/2"	C24R Premium Silicon Carbide	5/18"-11	T27	1/8"	13,300 rpm	25
DW4628	5" Concrete Grinding Wheels	5"	C24R Premium Silicon Carbide	7/8"	T27	1/8"	12,200 rpm	10
DW4728	7" Concrete Grinding Wheels	7"	C24R Premium Silicon Carbide	7/8"	T27	1/8"	8,700 rpm	10
DW4758	7" Concrete Grinding Wheels	7"	C24R Premium Silicon Carbide	5/18"-11	T27	1/8"	8,700 rpm	10
DW4928	9" Concrete Grinding Wheels	9"	C24R Premium Silicon Carbide	7/8"	T27	1/8"	6,600 rpm	10

Stainless Steel Pipeline Grinding Wheels



AVAILABLE		DIA.	GRIT TYPE	ARBOR	WHEEL TYPE	WHEEL THICKNESS	MAX RPM	QTY
DW8452	4-1/2" Stainless Steel Grinding Wheels	4-1/2"	A30S Treated Aluminum Oxide	7/8"	T27	1/8"	13,300 rpm	10
DW8452H	4-1/2" Stainless Steel Grinding Wheels	4-1/2"	A30S Treated Aluminum Oxide	5/18"-11	T27	1/8"	13,300 rpm	25
DW8454	5" Stainless Steel Grinding Wheels	5"	A30S Treated Aluminum Oxide	7/8"	T27	1/8"	12,200 rpm	10
DW8454H	5" Stainless Steel Grinding Wheels	5"	A30S Treated Aluminum Oxide	5/18"-11	T27	1/8"	12,200 rpm	25
DW8457	6" Stainless Steel Grinding Wheels	6"	A30S Treated Aluminum Oxide	7/8"	T27	1/8"	10,100 rpm	10
DW8457H	6" Stainless Steel Grinding Wheels	6"	A30S Treated Aluminum Oxide	5/18"-11	T27	1/8"	10,100 rpm	10
DW8456	7" Stainless Steel Grinding Wheels	7"	A30S Treated Aluminum Oxide	7/8"	T27	1/8"	8,700 rpm	10
DW8456H	7" Stainless Steel Grinding Wheels	7"	A30S Treated Aluminum Oxide	5/18"-11	T27	1/8"	8,700 rpm	10
DW8458	9" Stainless Steel Grinding Wheels	9"	A30S Treated Aluminum Oxide	7/8"	T27	1/8"	6,600 rpm	10
DW8458H	9" Stainless Steel Grinding Wheels	9"	A30S Treated Aluminum Oxide	5/18"-11	T27	1/8"	6,600 rpm	10

PIPELINE GRINDING WHEELS

Metal Pipeline Grinding Wheels



XP EXTENDED
Performance

AVAILABLE		DIA.	GRIT TYPE	ARBOR	WHEEL TYPE	WHEEL THICKNESS	MAX RPM	QTY
DW8806	4-1/2" Metal Grinding Wheels	4-1/2"	Z24R Zirconia	7/8"	T27	1/8"	13,300 rpm	10
DW8807	4-1/2" Metal Grinding Wheels	4-1/2"	Z24R Zirconia	5/18"-11	T27	1/8"	13,300 rpm	25
DW8812	5" Metal Grinding Wheels	5"	Z24R Zirconia	7/8"	T27	1/8"	12,200 rpm	10
DW8813	5" Metal Grinding Wheels	5"	Z24R Zirconia	5/18"-11	T27	1/8"	12,200 rpm	25
DW8818	6" Metal Grinding Wheels	6"	Z24R Zirconia	7/8"	T27	1/8"	10,100 rpm	10
DW8819	6" Metal Grinding Wheels	6"	Z24R Zirconia	5/18"-11	T27	1/8"	10,100 rpm	10
DW8824	7" Metal Grinding Wheels	7"	Z24R Zirconia	7/8"	T27	1/8"	8,700 rpm	10
DW8825	7" Metal Grinding Wheels	7"	Z24R Zirconia	5/18"-11	T27	1/8"	8,700 rpm	10
DW8830	9" Metal Grinding Wheels	9"	Z24R Zirconia	7/8"	T27	1/8"	6,600 rpm	10
DW8831	9" Metal Grinding Wheels	9"	Z24R Zirconia	5/18"-11	T27	1/8"	6,600 rpm	10

Metal Pipeline Grinding Wheels



XP CERAMIC
PERFORMANCE

AVAILABLE		DIA.	GRIT TYPE	ARBOR	WHEEL TYPE	WHEEL THICKNESS	MAX RPM	QTY
DWA8906	4-1/2" Metal Grinding Wheels	4-1/2"	SG24N Ceramic Aluminum Oxide	7/8"	T27	1/8"	13,300 rpm	10
DWA8907	4-1/2" Metal Grinding Wheels	4-1/2"	SG24N Ceramic Aluminum Oxide	5/18"-11	T27	1/8"	13,300 rpm	25
DWA8912	5" Metal Grinding Wheels	5"	SG24N Ceramic Aluminum Oxide	7/8"	T27	1/8"	12,200 rpm	10
DWA8913	5" Metal Grinding Wheels	5"	SG24N Ceramic Aluminum Oxide	5/18"-11	T27	1/8"	12,200 rpm	25
DWA8918	6" Metal Grinding Wheels	6"	SG24N Ceramic Aluminum Oxide	7/8"	T27	1/8"	10,100 rpm	10
DWA8919	6" Metal Grinding Wheels	6"	SG24N Ceramic Aluminum Oxide	5/18"-11	T27	1/8"	10,100 rpm	10
DWA8924	7" Metal Grinding Wheels	7"	SG24N Ceramic Aluminum Oxide	7/8"	T27	1/8"	8,700 rpm	10
DWA8925	7" Metal Grinding Wheels	7"	SG24N Ceramic Aluminum Oxide	5/18"-11	T27	1/8"	8,700 rpm	10
DWA8930	9" Metal Grinding Wheels	9"	SG24N Ceramic Aluminum Oxide	7/8"	T27	1/8"	6,600 rpm	10
DWA8931	9" Metal Grinding Wheels	9"	SG24N Ceramic Aluminum Oxide	5/18"-11	T27	1/8"	6,600 rpm	10

CUP GRINDING WHEELS

Cup Grinding Wheels



HP HIGH
Performance

AVAILABLE		DIA.	GRIT TYPE	ARBOR	WHEEL TYPE	WHEEL THICKNESS	MAX RPM	QTY
DW4960	4" Cup Grinding Wheels	4"	A16R Premium Aluminum Oxide	5/18"-11	T11	2"	9,000 rpm	4
DW4964	6" Cup Grinding Wheels	6"	A16R Premium Aluminum Oxide	5/18"-11	T11	2"	6,000 rpm	4

Cup Grinding Wheels



XP EXTENDED
Performance

AVAILABLE		DIA.	GRIT TYPE	ARBOR	WHEEL TYPE	WHEEL THICKNESS	MAX RPM	QTY
DWA4965	6" Cup Grinding Wheels	6"	ZA16Q Zirconia	5/18"-11	T11	2"	6,000 rpm	4

BONDED FLAP DISCS

Flap Discs



AVAILABLE		DIA.	GRIT	GRIT TYPE	ARBOR	WHEEL TYPE	MAX RPM	QTY
DW8300	4", 36G Flap Discs	4"	36	Zirconia, Premium Cloth	5/8"	T27	15,200 rpm	10
DW8302	4", 60G Flap Discs	4"	60	Zirconia, Premium Cloth	5/8"	T27	15,200 rpm	10
DW8303	4", 80G Flap Discs	4"	80	Zirconia, Premium Cloth	5/8"	T27	15,200 rpm	10
DW8350	4-1/2", 24G Flap Discs	4-1/2"	24	Zirconia, Premium Cloth	7/8"	T27	13,300 rpm	10
DW8351	4-1/2", 40G Flap Discs	4-1/2"	40	Zirconia, Premium Cloth	7/8"	T27	13,300 rpm	10
DW8352	4-1/2", 60G Flap Discs	4-1/2"	60	Zirconia, Premium Cloth	7/8"	T27	13,300 rpm	10
DW8353	4-1/2", 80G Flap Discs	4-1/2"	80	Zirconia, Premium Cloth	7/8"	T27	13,300 rpm	10
DW8354	4-1/2", 120G Flap Discs	4-1/2"	120	Zirconia, Premium Cloth	7/8"	T27	13,300 rpm	10
DW8355	4-1/2", 24G Flap Discs	4-1/2"	24	Zirconia, Premium Cloth	5/8"-11	T27	13,300 rpm	5
DW8356	4-1/2", 40G Flap Discs	4-1/2"	40	Zirconia, Premium Cloth	5/8"-11	T27	13,300 rpm	5
DW8357	4-1/2", 60G Flap Discs	4-1/2"	60	Zirconia, Premium Cloth	5/8"-11	T27	13,300 rpm	5
DW8358	4-1/2", 80G Flap Discs	4-1/2"	80	Zirconia, Premium Cloth	5/8"-11	T27	13,300 rpm	5
DW8361	5", 36G Flap Discs	5"	36	Zirconia, Premium Cloth	7/8"	T27	12,200 rpm	10
DW8362	5", 60G Flap Discs	5"	60	Zirconia, Premium Cloth	7/8"	T27	12,200 rpm	10
DW8363	5", 80G Flap Discs	5"	80	Zirconia, Premium Cloth	7/8"	T27	12,200 rpm	10
DW8367	5", 60G Flap Discs	5"	60	Zirconia, Premium Cloth	5/8"-11	T27	12,200 rpm	5
DW8368	5", 80G Flap Discs	5"	80	Zirconia, Premium Cloth	5/8"-11	T27	12,200 rpm	5
DW8370	7", 24G Flap Discs	7"	24	Zirconia, Premium Cloth	7/8"	T27	8,700 rpm	10
DW8300	4", 36G Flap Discs	4"	36	Zirconia, Premium Cloth	5/8"	T27	15,200 rpm	10
DW8302	4", 60G Flap Discs	4"	60	Zirconia, Premium Cloth	5/8"	T27	15,200 rpm	10
DW8303	4", 80G Flap Discs	4"	80	Zirconia, Premium Cloth	5/8"	T27	15,200 rpm	10
DW8350	4-1/2", 24G Flap Discs	4-1/2"	24	Zirconia, Premium Cloth	7/8"	T27	13,300 rpm	10
DW8351	4-1/2", 40G Flap Discs	4-1/2"	40	Zirconia, Premium Cloth	7/8"	T27	13,300 rpm	10
DW8352	4-1/2", 60G Flap Discs	4-1/2"	60	Zirconia, Premium Cloth	7/8"	T27	13,300 rpm	10
DW8353	4-1/2", 80G Flap Discs	4-1/2"	80	Zirconia, Premium Cloth	7/8"	T27	13,300 rpm	10
DW8354	4-1/2", 120G Flap Discs	4-1/2"	120	Zirconia, Premium Cloth	7/8"	T27	13,300 rpm	10
DW8355	4-1/2", 24G Flap Discs	4-1/2"	24	Zirconia, Premium Cloth	5/8"-11	T27	13,300 rpm	5
DW8356	4-1/2", 40G Flap Discs	4-1/2"	40	Zirconia, Premium Cloth	5/8"-11	T27	13,300 rpm	5
DW8357	4-1/2", 60G Flap Discs	4-1/2"	60	Zirconia, Premium Cloth	5/8"-11	T27	13,300 rpm	5
DW8358	4-1/2", 80G Flap Discs	4-1/2"	80	Zirconia, Premium Cloth	5/8"-11	T27	13,300 rpm	5
DW8361	5", 36G Flap Discs	5"	36	Zirconia, Premium Cloth	7/8"	T27	12,200 rpm	10
DW8362	5", 60G Flap Discs	5"	60	Zirconia, Premium Cloth	7/8"	T27	12,200 rpm	10
DW8363	5", 80G Flap Discs	5"	80	Zirconia, Premium Cloth	7/8"	T27	12,200 rpm	10
DW8367	5", 60G Flap Discs	5"	60	Zirconia, Premium Cloth	5/8"-11	T27	12,200 rpm	5
DW8368	5", 80G Flap Discs	5"	80	Zirconia, Premium Cloth	5/8"-11	T27	12,200 rpm	5
DW8370	7", 24G Flap Discs	7"	24	Zirconia, Premium Cloth	7/8"	T27	8,700 rpm	10
DW8336	4-1/2", 24G Flap Discs	4-1/2"	24	Zirconia, Premium Cloth	7/8"	T29	13,300 rpm	10
DW8306	4-1/2", 36G Flap Discs	4-1/2"	36	Zirconia, Premium Cloth	7/8"	T29	13,300 rpm	10
DW8308	4-1/2", 60G Flap Discs	4-1/2"	60	Zirconia, Premium Cloth	7/8"	T29	13,300 rpm	10
DW8309	4-1/2", 80G Flap Discs	4-1/2"	80	Zirconia, Premium Cloth	7/8"	T29	13,300 rpm	10
DW8310	4-1/2", 120G Flap Discs	4-1/2"	120	Zirconia, Premium Cloth	7/8"	T29	13,300 rpm	10
DW8337	4-1/2", 24G Flap Discs	4-1/2"	24	Zirconia, Premium Cloth	5/8"-11	T29	13,300 rpm	5
DW8311	4-1/2", 36G Flap Discs	4-1/2"	36	Zirconia, Premium Cloth	5/8"-11	T29	13,300 rpm	5
DW8312	4-1/2", 60G Flap Discs	4-1/2"	60	Zirconia, Premium Cloth	5/8"-11	T29	13,300 rpm	5
DW8313	4-1/2", 80G Flap Discs	4-1/2"	80	Zirconia, Premium Cloth	5/8"-11	T29	13,300 rpm	5
DW8314	4-1/2", 120G Flap Discs	4-1/2"	120	Zirconia, Premium Cloth	5/8"-11	T29	13,300 rpm	5
DW8315	5" 40G Flap Discs	5"	40	Zirconia, Premium Cloth	7/8"	T29	12,200 rpm	10
DW8317	5", 60G Flap Discs	5"	60	Zirconia, Premium Cloth	7/8"	T29	12,200 rpm	10
DW8318	5", 80G Flap Discs	5"	80	Zirconia, Premium Cloth	7/8"	T29	12,200 rpm	10
DW8332	5", 36G Flap Discs	5"	36	Zirconia, Premium Cloth	5/8"-11	T29	12,200 rpm	5
DW8333	5", 60G Flap Discs	5"	60	Zirconia, Premium Cloth	5/8"-11	T29	12,200 rpm	5
DW8334	5", 80G Flap Discs	5"	80	Zirconia, Premium Cloth	5/8"-11	T29	12,200 rpm	5
DW8380	6", 40G Flap Discs	6"	40	Zirconia, Premium Cloth	7/8"	T29	10,100 rpm	10
DW8381	6", 60G Flap Discs	6"	60	Zirconia, Premium Cloth	7/8"	T29	10,100 rpm	10
DW8382	6", 80G Flap Discs	6"	80	Zirconia, Premium Cloth	7/8"	T29	10,100 rpm	10
DW8380H	6", 40G Flap Discs	6"	40	Zirconia, Premium Cloth	5/8"-11	T29	10,100 rpm	10
DW8381H	6", 60G Flap Discs	6"	60	Zirconia, Premium Cloth	5/8"-11	T29	10,100 rpm	5
DW8382H	6", 80G Flap Discs	6"	80	Zirconia, Premium Cloth	5/8"-11	T29	10,100 rpm	5
DW8321	7", 40G Flap Discs	7"	40	Zirconia, Premium Cloth	7/8"	T29	8,700 rpm	10
DW8323	7", 60G Flap Discs	7"	60	Zirconia, Premium Cloth	7/8"	T29	8,700 rpm	10
DW8341	7", 24G Flap Discs	7"	24	Zirconia, Premium Cloth	5/8"-11	T29	8,700 rpm	10
DW8327	7", 40G Flap Discs	7"	40	Zirconia, Premium Cloth	5/8"-11	T29	8,700 rpm	5
DW8329	7", 60G Flap Discs	7"	60	Zirconia, Premium Cloth	5/8"-11	T29	8,700 rpm	5
DW8330	7", 80G Flap Discs	7"	80	Zirconia, Premium Cloth	5/8"-11	T29	8,700 rpm	5

BONDED FLAP DISCS

General Purpose Flap Discs



AVAILABLE		DIA.	GRIT	GRIT TYPE	ARBOR	WHEEL TYPE	MAX RPM	QTY
DWA8201	4", 36G Flap Discs	4"	36	Zirconia	5/8"	T29	15,200 rpm	10
DWA8202	4", 60G Flap Discs	4"	60	Zirconia	5/8"	T29	15,200 rpm	10
DWA8203	4", 80G Flap Discs	4"	80	Zirconia	5/8"	T29	15,200 rpm	10
DWA8206	4-1/2", 40G Flap Discs	4-1/2"	40	Zirconia	7/8"	T29	13,300 rpm	10
DWA8206H	4-1/2", 40G Flap Discs	4-1/2"	40	Zirconia	5/8"-11	T29	13,300 rpm	5
DWA8207	4-1/2", 60G Flap Discs	4-1/2"	60	Zirconia	7/8"	T29	13,300 rpm	10
DWA8207H	4-1/2", 60G Flap Discs	4-1/2"	60	Zirconia	5/8"-11	T29	13,300 rpm	5
DWA8208	4-1/2", 80G Flap Discs	4-1/2"	80	Zirconia	7/8"	T29	13,300 rpm	10
DWA8208H	4-1/2", 80G Flap Discs	4-1/2"	80	Zirconia	5/8"-11	T29	13,300 rpm	5

High Density Flap Discs



XP EXTENDED PERFORMANCE

AVAILABLE		DIA.	GRIT	GRIT TYPE	ARBOR	WHEEL TYPE	MAX RPM	QTY
DW8250	4-1/2", 40G Flap Discs	4-1/2"	40	Zirconia, Ultra Premium Cloth	7/8"	T27	13,300 rpm	10
DW8251	4-1/2", 60G Flap Discs	4-1/2"	60	Zirconia, Ultra Premium Cloth	7/8"	T27	13,300 rpm	10
DW8252	4-1/2", 80G Flap Discs	4-1/2"	80	Zirconia, Ultra Premium Cloth	7/8"	T27	13,300 rpm	10
DW8253	4-1/2", 120G Flap Discs	4-1/2"	120	Zirconia, Ultra Premium Cloth	7/8"	T27	13,300 rpm	10
DW8254	4-1/2", 40G Flap Discs	4-1/2"	40	Zirconia, Ultra Premium Cloth	5/8"-11	T27	13,300 rpm	5
DW8255	4-1/2", 60G Flap Discs	4-1/2"	60	Zirconia, Ultra Premium Cloth	5/8"-11	T27	13,300 rpm	5
DW8256	4-1/2", 80G Flap Discs	4-1/2"	80	Zirconia, Ultra Premium Cloth	5/8"-11	T27	13,300 rpm	5
DW8257	4-1/2", 120G Flap Discs	4-1/2"	120	Zirconia, Ultra Premium Cloth	5/8"-11	T27	13,300 rpm	5
DW8258	5", 40G Flap Discs	5"	40	Zirconia, Ultra Premium Cloth	7/8"	T27	12,200 rpm	10
DW8259	5", 60G Flap Discs	5"	60	Zirconia, Ultra Premium Cloth	7/8"	T27	12,200 rpm	10
DW8274	6", 40G Flap Discs	6"	40	Zirconia, Ultra Premium Cloth	7/8"	T27	10,100 rpm	10
DW8275	6", 60G Flap Discs	6"	60	Zirconia, Ultra Premium Cloth	7/8"	T27	10,100 rpm	10
DW8276	6", 80G Flap Discs	6"	80	Zirconia, Ultra Premium Cloth	7/8"	T27	10,100 rpm	10
DW8276H	6", 80G Flap Discs	6"	80	Zirconia, Ultra Premium Cloth	5/8"-11	T27	10,100 rpm	5
DW8266	7", 40G Flap Discs	7"	40	Zirconia, Ultra Premium Cloth	7/8"	T27	8,500 rpm	10
DW8270	7" 40G Flap Discs	7"	40	Zirconia, Ultra Premium Cloth	5/8"-11	T27	8,500 rpm	5
DW8271	7", 60G Flap Discs	7"	60	Zirconia, Ultra Premium Cloth	5/8"-11	T27	8,500 rpm	5
DW8272	7", 80G Flap Discs	7"	80	Zirconia, Ultra Premium Cloth	5/8"-11	T27	8,500 rpm	5

Ceramic Flap Discs



XP CERAMIC PERFORMANCE

AVAILABLE		DIA.	GRIT	GRIT TYPE	ARBOR	WHEEL TYPE	MAX RPM	QTY
DWA8280	4-1/2", 40G Flap Discs	4-1/2"	40	Ceramic, Ultra Premium Cloth	7/8"	T29	13,300 rpm	10
DWA8281	4-1/2", 60G Flap Discs	4-1/2"	60	Ceramic, Ultra Premium Cloth	7/8"	T29	13,300 rpm	10
DWA8282	4-1/2", 80G Flap Discs	4-1/2"	80	Ceramic, Ultra Premium Cloth	7/8"	T29	13,300 rpm	10
DWA8280H	4-1/2", 40G Flap Discs	4-1/2"	40	Ceramic, Ultra Premium Cloth	5/8"-11	T29	13,300 rpm	5
DWA8281H	4-1/2", 60G Flap Discs	4-1/2"	60	Ceramic, Ultra Premium Cloth	5/8"-11	T29	13,300 rpm	5
DWA8282H	4-1/2", 80G Flap Discs	4-1/2"	80	Ceramic, Ultra Premium Cloth	5/8"-11	T29	13,300 rpm	5
DWA8283	5", 40G Flap Discs	5"	40	Ceramic, Ultra Premium Cloth	7/8"	T29	12,200 rpm	10
DWA8284	5", 60G Flap Discs	5"	60	Ceramic, Ultra Premium Cloth	7/8"	T29	12,200 rpm	10
DWA8285	5", 80G Flap Discs	5"	80	Ceramic, Ultra Premium Cloth	7/8"	T29	12,200 rpm	10
DWA8286	7", 40G Flap Discs	7"	40	Ceramic, Ultra Premium Cloth	7/8"	T29	8,500 rpm	10
DWA8287	7", 60G Flap Discs	7"	60	Ceramic, Ultra Premium Cloth	7/8"	T29	8,500 rpm	10
DWA8288	7", 80G Flap Discs	7"	80	Ceramic, Ultra Premium Cloth	7/8"	T29	8,500 rpm	10
DWA8286H	7", 40G Flap Discs	7"	40	Ceramic, Ultra Premium Cloth	5/8"-11	T29	8,500 rpm	5
DWA8287H	7", 60G Flap Discs	7"	60	Ceramic, Ultra Premium Cloth	5/8"-11	T29	8,500 rpm	5
DWA8288H	7", 80G Flap Discs	7"	80	Ceramic, Ultra Premium Cloth	5/8"-11	T29	8,500 rpm	5
DWA8280HRT	4-1/2" 40G Jumbo Flap Discs	4-1/2"	40G	Ceramic, Ultra Premium Cloth	5/8"-11	T29	13,300 rpm	10
DWA8280RT	-	-	-	-	-	-	-	-

FLEXVOLT® Flap Discs



FLEXVOLT
HIGH EFFICIENCY ACCESSORIES

AVAILABLE		DIA.	GRIT	GRIT TYPE	ARBOR	WHEEL TYPE	MAX RPM	QTY
DWAFV84540	4-1/2", 40G Flap Discs	4-1/2"	40	SG24N Ceramic Aluminum Oxide	7/8"	T27	13,300 rpm	10
DWAFV84560	4-1/2", 60G Flap Discs	4-1/2"	60	SG24N Ceramic Aluminum Oxide	7/8"	T27	13,300 rpm	10
DWAFV84580	4-1/2", 80G Flap Discs	4-1/2"	80	SG24N Ceramic Aluminum Oxide	7/8"	T27	13,300 rpm	10
DWAFV84540H	4-1/2", 40G Flap Discs	4-1/2"	40	SG24N Ceramic Aluminum Oxide	5/8"-11	T27	13,300 rpm	5
DWAFV84560H	4-1/2", 60G Flap Discs	4-1/2"	60	SG24N Ceramic Aluminum Oxide	5/8"-11	T27	13,300 rpm	5
DWAFV84580H	4-1/2", 80G Flap Discs	4-1/2"	80	SG24N Ceramic Aluminum Oxide	5/8"-11	T27	13,300 rpm	5

POWER TOOL ACCESSORIES & FASTENERS

BONDED FLAP DISCS

MAXTRIM Trimmable Backer Flap Discs



XP™ CERAMIC PERFORMANCE

AVAILABLE		DIA.	GRIT	GRIT TYPE	ARBOR	MAX RPM	QTY
DWA8351TR	4-1/2" 40G Trimmable Flap	4-1/2"	40	Zirconia, Ultra Premium Cloth	7/8"	13300	10
DWA8352TR	4-1/2" 60G Trimmable Flap	4-1/2"	60	Zirconia, Ultra Premium Cloth	7/8"	13300	10
DWA8353TR	4-1/2" 80G Trimmable Flap	4-1/2"	80	Zirconia, Ultra Premium Cloth	7/8"	13300	10
DWA8356HTR	4-1/2" 40G Trimmable Flap	4-1/2"	40	Zirconia, Ultra Premium Cloth	5/8-11"	13300	10
DWA8357HTR	4-1/2" 60G Trimmable Flap	4-1/2"	60	Zirconia, Ultra Premium Cloth	5/8-11"	13300	10
DWA8358HTR	4-1/2" 80G Trimmable Flap	4-1/2"	80	Zirconia, Ultra Premium Cloth	5/8-11"	13300	10
DWA8366TR	5" 40G Trimmable Flap	5"	40	Zirconia, Ultra Premium Cloth	7/8"	12200	10
DWA8367TR	5" 60G Trimmable Flap	5"	60	Zirconia, Ultra Premium Cloth	7/8"	12200	10
DWA8368TR	5" 80G Trimmable Flap	5"	80	Zirconia, Ultra Premium Cloth	7/8"	12200	10

MAXTRIM Trimmable Backer Flap Discs



XP™ CERAMIC PERFORMANCE

AVAILABLE		DIA.	GRIT	GRIT TYPE	ARBOR	MAX RPM	QTY
DWA8280CTR	4-1/2" 40 G Trimmable Flap	4-1/2"	40	Ceramic, Ultra Premium Cloth	7/8"	13300	10
DWA8281CTR	4-1/2" 60G Trimmable Flap	4-1/2"	60	Ceramic, Ultra Premium Cloth	7/8"	13300	10
DWA8282CTR	4-1/2" 80G Trimmable Flap	4-1/2"	80	Ceramic, Ultra Premium Cloth	7/8"	13300	10
DWA8280HCTR	4-1/2" 40G Trimmable Flap	4-1/2"	40	Ceramic, Ultra Premium Cloth	5/8-11"	13300	10
DWA8281HCTR	4-1/2" 60G Trimmable Flap	4-1/2"	60	Ceramic, Ultra Premium Cloth	5/8-11"	13300	10
DWA8282HCTR	4-1/2" 80G Trimmable Flap	4-1/2"	80	Ceramic, Ultra Premium Cloth	5/8-11"	13300	10
DWA8283CTR	5" 40G Trimmable Flap	5"	40	Ceramic, Ultra Premium Cloth	7/8"	12200	10
DWA8284CTR	5" 60G Trimmable Flap	5"	60	Ceramic, Ultra Premium Cloth	7/8"	12200	10
DWA8285CTR	5" 80G Trimmable Flap	5"	80	Ceramic, Ultra Premium Cloth	7/8"	12200	10

NON-WOVEN FLAP DISCS

Non-Woven Flap Discs




AVAILABLE		DIA.	GRIT	GRIT TYPE	ARBOR	MAX RPM	QTY
DAAB7GCR05	4-1/2", Coarse Grit Flap Discs	4-1/2"	Coarse	Aluminum Oxide	7/8"	13,300 rpm	10
DAAH7GCR05	4-1/2", Coarse Grit Flap Discs	4-1/2"	Coarse	Aluminum Oxide	5/8"-11	13,300 rpm	10
DAAB7GMD05	4-1/2", Medium Grit Flap Discs	4-1/2"	Medium	Aluminum Oxide	7/8"	13,300 rpm	10
DAAH7GMD05	4-1/2", Medium Grit Flap Discs	4-1/2"	Medium	Aluminum Oxide	5/8"-11	13,300 rpm	5
DAAB7GVF05	4-1/2", Very Fine Grit Flap Discs	4-1/2"	Very Fine	Aluminum Oxide	7/8"	13,300 rpm	5
DAAH7GVF05	4-1/2", Very Fine Grit Flap Discs	4-1/2"	Very Fine	Aluminum Oxide	5/8"-11	13,300 rpm	5

POWER STRIP DISCS

Power Strip Discs



AVAILABLE		DIA.	GRIT TYPE	ARBOR	MAX RPM	QTY
DAAB7GPW05	4-1/2" Power Strip Discs	4-1/2"	Aluminum Oxide	7/8"	13,300 rpm	5
DAAH7GPW05	4-1/2" Power Strip Discs	4-1/2"	Aluminum Oxide	5/8"-11	13,300 rpm	5



FIBER DISCS

Aluminum Fiber Discs



DIA.	ARBOR	16 GRIT	24 GRIT	36 GRIT	50 GRIT	60 GRIT	80 GRIT	100 GRIT	120 GRIT	MAX RPM	QTY
4"	5/8"	-	-	-	-	DARB1F0605	DARB1F0805	-	-	15,200 rpm	5
4"	5/8"	-	-	DARB1F0325	DARB1F0525	DARB1F0625	DARB1F0825	DARB1F1025	DARB1F1225	15,200 rpm	25
4-1/2"	7/8"	DARB1G0125	DARB1G0205	DARB1G0305	-	DARB1G0605	DARB1G0805	-	-	13,300 rpm	5
4-1/2"	Quick Lock	-	-	DARC1G0315	DARC1G0515	DARC1G0615	DARC1G0815	-	-	13,300 rpm	15
4-1/2"	7/8"	-	DARB1G0225	DARB1G0325	DARB1G0525	DARB1G0625	DARB1G0825	DARB1G1025	DARB1G1225	13,300 rpm	25
5"	7/8"	DARB1H0125	DARB1H0205	DARB1H0305	-	DARB1H0605	DARB1H0805	-	-	12,200 rpm	5
5"	7/8"	-	DARB1H0225	DARB1H0325	DARB1H0525	DARB1H0625	DARB1H0825	DARB1H1025	DARB1H1225	12,200 rpm	25
7"	7/8"	DARB1K0125	DARB1K0205	DARB1K0305	-	DARB1K0605	DARB1K0805	-	-	8,700 rpm	5
7"	Quick Lock	DARC1K0115	DARC1K0215	DARC1K0315	-	-	-	-	-	8,700 rpm	15
7"	7/8"	-	DARB1K0225	DARB1K0325	DARB1K0525	DARB1K0625	DARB1K0825	DARB1K1025	DARB1K1225	8,700 rpm	25

Zirconia Fiber Discs



DIA.	ARBOR	24 GRIT	36 GRIT	50 GRIT	60 GRIT	80 GRIT	MAX RPM	QTY
4-1/2"	Quick Lock	DARC4G0215	DARC4G0315	-	DARC4G0615	-	13,300 rpm	15
4-1/2"	7/8"	DARB4G0225	DARB4G0325	-	DARB4G0625	DARB4G0825	13,300 rpm	25
5"	Quick Lock	-	DARC4H0315	DARC4K0515	-	-	12,200 rpm	15
5"	7/8"	DARB4H0225	DARB4H0325	DARB4K0525	DARB4H0625	DARB4H0825	12,200 rpm	25
7"	Quick Lock	-	-	DARC4K0515	-	-	8,700 rpm	15
7"	7/8"	DARB4K0225	DARB4K0325	DARB4K0525	DARB4K0625	DARB4K0825	8,700 rpm	25

Zirconia COOL DISC™



DIA.	ARBOR	24 GRIT	36 GRIT	50 GRIT	60 GRIT	80 GRIT	100 GRIT	120 GRIT	MAX RPM	QTY
4-1/2"	Quick Lock	-	DARC5G0315	-	DARC5G0615	DARC5G0815	-	-	13,300 rpm	15
4-1/2"	7/8"	DARB5G0225	DARB5G0325	DARB5G0525	DARB5G0625	DARB5G0825	DARB5G1025	DARB5G1225	13,300 rpm	25
5"	Quick Lock	-	-	-	-	-	-	-	12,200 rpm	15
5"	7/8"	-	DARB5H0325	-	DARB5H0625	DARB5K0825	-	-	12,200 rpm	25
7"	Quick Lock	DARC5K0215	-	-	-	-	-	-	8,700 rpm	15
7"	7/8"	-	DARB5K0325	-	-	-	DARB5K1025	DARB5K1225	8,700 rpm	25

Ceramic Fiber Discs



DIA.	ARBOR	24 GRIT	36 GRIT	50 GRIT	MAX RPM	QTY
4-1/2"	Quick Lock	DARC6G0215	DARC6G0315	DARC6G0515	13,300 rpm	15
4-1/2"	7/8"	DARB6G0225	DARB6G0325	DARB6G0525	13,300 rpm	25
5"	Quick Lock	DARC6H0215	DARC6H0315	-	12,200 rpm	15
5"	7/8"	DARB6H0225	DARB6H0325	DARB6H0525	12,200 rpm	25
7"	Quick Lock	DARC6K0215	DARC6K0315	-	8,700 rpm	15
7"	7/8"	DARB6K0225	DARB6K0325	DARB6K0525	8,700 rpm	25

FIBER DISC BACKING PADS

Fiber Disc Backing Pads



AVAILABLE		DIAMETER	ARBOR	MAX RPM	QTY
DW4940	Medium Rubber Fiber Disc Backing Pad	4"	5/8"-11, M10 x 25	12,000 rpm	1
DW4939	Paper Fiber Disc Backing Pad	4-1/2"	7/8"	16,000 rpm	1
DW4942	Paper Fiber Disc Backing Pad	4-1/2"	5/8"-11	16,000 rpm	1
DW4945	Rubber Fiber Disc Backing Pad	4-1/2"	5/8"-11	12,000 rpm	1
DAJHXGMD01	Medium Rubber Turbo Fiber Disc Backing Pad	4-1/2"	5/8"-11	11,000 rpm	1
DAJHXGQM01	Medium Quick Lock Fiber Disc Backing Pad	4-1/2"	5/8"-11	13,300 rpm	1
DW4950	Phenolic Disc Fiber Disc Backing Pad	5"	7/8"	6,000 rpm	1
DAJHXHMD01	Medium Rubber Turbo Fiber Disc Backing Pad	5"	5/8"-11	10,000 rpm	1
DAJHXHQM01	Medium Quick Lock Fiber Disc Backing Pad	5"	5/8"-11	12,200 rpm	1
DW4955	Phenolic Disc Fiber Disc Backing Pad	7"	7/8"	6,000 rpm	1
DAJHXKMD01	Medium Rubber Turbo Fiber Disc Backing Pad	7"	5/8"-11	8,500 rpm	1
DAJHXKH01	Firm Rubber Turbo Fiber Disc Backing Pad	7"	5/8"-11	8,500 rpm	1
DAJHXKQM01	Medium Quick Lock Fiber Disc Backing Pad	7"	5/8"-11	8,700 rpm	1
DAJHXKQH01	Firm Quick Lock Fiber Disc Backing Pad	7"	5/8"-11	8,700 rpm	1
DW4956	Phenolic Disc Fiber Disc Backing Pad	9"	7/8"	6,000 rpm	1
DAJHXKMD01	Medium Rubber Turbo Fiber Disc Backing Pad	9"	5/8"-11	6,500 rpm	1

QUICK CHANGE DISCS

Aluminum Quick Change Discs



DIA.	ARBOR	24 GRIT	36 GRIT	40 GRIT	50 GRIT	60 GRIT	80 GRIT	120 GRIT	MAX RPM	QTY
1"	QDC	DALD1A021A	DALD1A031A	-	-	-	-	-	25,000 rpm	10
1-1/2"	QDC	-	-	-	-	DALD1B061A	-	DALD1B121A	25,000 rpm	10
1-1/2"	QRC	DALN1B021A	DALN1B031A	-	DALN1B051A	DALN1B061A	DALN1B081A	DALN1B121A	25,000 rpm	10
1-1/2"	QMC	DALP1B021A	-	-	-	-	DALP1B081A	DALP1B121A	25,000 rpm	10
2"	QDC	DALD1C021A	DALD1C031A	DALD1C041A	DALD1C051A	DALD1C061A	DALD1C081A	DALD1C121A	25,000 rpm	10
2"	QRC	DALN1C021A	DALN1C031A	DALN1C041A	DALN1C051A	DALN1C061A	DALN1C081A	DALN1C121A	25,000 rpm	10
2"	QMC	DALP1C021A	DALP1C031A	DALP1C041A	DALP1C051A	DALP1C061A	DALP1C081A	DALP1C121A	20,000 rpm	10
3"	QDC	-	-	DALD1E0450	DALD1E0550	DALD1E0650	DALD1E0850	DALD1E1250	25,000 rpm	10
3"	QRC	DALN1E0250	DALN1E0350	DALN1E0450	DALN1E0550	DALN1E0650	DALN1E0850	DALN1E1250	25,000 rpm	10
3"	QMC	DALP1E0250	DALP1E0350	DALP1E0450	-	DALP1E0650	DALP1E0850	DALP1E1250	20,000 rpm	10

Zirconia Quick Change Discs



DIA.	ARBOR	24 GRIT	36 GRIT	40 GRIT	50 GRIT	60 GRIT	80 GRIT	120 GRIT	MAX RPM	QTY
1"	QDC	-	DALD4A031A	-	-	-	-	-	30,000 rpm	100
1-1/2"	QDC	-	-	DALD4B041A	-	-	-	-	30,000 rpm	100
1-1/2"	QRC	DALN4B021A	-	-	DALN4B051A	-	DALN4B081A	DALN4B121A	30,000 rpm	100
1-1/2"	QMC	-	-	-	DALP4B051A	-	-	DALP4B121A	30,000 rpm	100
2"	QDC	DALD4C021A	-	-	DALD4C051A	DALD4C061A	DALD4C081A	DALD4C121A	20,000 rpm	100
2"	QRC	DALN4C021A	DALN4C031A	DALN4C041A	DALN4C051A	DALN4C061A	DALN4C081A	DALN4C121A	20,000 rpm	100
2"	QMC	-	DALP4C031A	DALP4C041A	DALP4C051A	DALP4C061A	DALP4C081A	DALP4C121A	20,000 rpm	100
3"	QDC	-	-	DALD4E0450	-	-	DALD4E0850	-	20,000 rpm	50
3"	QRC	DALN4E0250	-	DALN4E0450	DALN4E0550	DALN4E0650	DALN4E0850	DALN4E1250	20,000 rpm	50
3"	QMC	-	-	-	-	DALP4E0650	DALP4E0850	DALP4E1250	20,000 rpm	50

Zirconia COOL DISC™



DIA.	ARBOR	36 GRIT	50 GRIT	60 GRIT	80 GRIT	120 GRIT	MAX RPM	QTY
1"	QDC	DALD5A031A	-	-	DALD5A081A	-	30,000 rpm	100
1-1/2"	QDC	-	-	DALD5B061A	DALD5B081A	-	30,000 rpm	100
1-1/2"	QRC	DALN5B031A	DALN5B051A	DALN5B061A	-	DALN5B121A	30,000 rpm	100
1-1/2"	QMC	-	-	-	-	-	30,000 rpm	100
2"	QDC	DALD5C031A	DALD5C051A	DALD5C061A	DALD5C081A	DALD5C121A	20,000 rpm	100
2"	QRC	DALN5C031A	DALN5C051A	DALN5C061A	DALN5C081A	DALN5C121A	20,000 rpm	100
2"	QMC	DALP5C031A	DALP5C051A	DALP5C061A	DALP5C081A	DALP5C121A	20,000 rpm	100
3"	QDC	-	DALD5E0550	DALD5E0650	-	DALD5E1250	20,000 rpm	50
3"	QRC	DALN5E0350	DALN5E0550	DALN5E0650	DALN5E0850	DALN5E1250	20,000 rpm	50
3"	QMC	-	DALP5E0550	-	-	-	20,000 rpm	50

Ceramic Quick Change Discs



DIA.	ARBOR	24 GRIT	36 GRIT	60 GRIT	MAX RPM	QTY
2"	QDC	DALD6C031A	DALD6C051A	DALD6C061A	20,000 rpm	100
3"	QDC	-	DALD6E0550	-	20,000 rpm	50
2"	QRC	DALN6C031A	DALN6C051A	DALN6C061A	20,000 rpm	100
3"	QRC	DALN6E0350	DALN6E0550	DALN6E0650	20,000 rpm	50
2"	QMC	DALP6C031A	-	-	20,000 rpm	100

QUICK CHANGE MANDRELS

Quick Change Die Grinder Mandrels



AVAILABLE		DIAMETER	SHANK	ARBOR	MAX RPM	QTY
DAMQ1XXX01	Small Die Grinder Mandrel	1" - 1-1/2"	1/4"	QDC	30,000 rpm	1
DAMR1MXX01	Medium Die Grinder Mandrel	1-1/2"	1/4"	QRC	25,000 rpm	1
DAMR1FXX01	Firm Die Grinder Mandrel	1-1/2"	1/4"	QRC	30,000 rpm	1
DAMM1FXX01	Firm Die Grinder Mandrel	1-1/2"	1/4"	QMC	30,000 rpm	1
DAMQ2XXX01	Large Die Grinder Mandrel	2" - 4"	1/4"	QDC	20,000 rpm	1
DAMR2MXX01	Medium Die Grinder Mandrel	2"	1/4"	QRC	25,000 rpm	1
DAMR2FXX01	Firm Die Grinder Mandrel	2"	1/4"	QRC	30,000 rpm	1
DAMM2MXX01	Medium Die Grinder Mandrel	2"	1/4"	QMC	25,000 rpm	1
DAMM2FXX01	Firm Die Grinder Mandrel	2"	1/4"	QMC	30,000 rpm	1
DAMR3MXX01	Medium Die Grinder Mandrel	3"	1/4"	QRC	20,000 rpm	1
DAMR3FXX01	Firm Die Grinder Mandrel	3"	1/4"	QRC	20,000 rpm	1
DAMM3MXX01	Medium Die Grinder Mandrel	3"	1/4"	QMC	20,000 rpm	1
DAMM3FXX01	Firm Die Grinder Mandrel	3"	1/4"	QMC	20,000 rpm	1

NON-WOVEN DISCS

Non-Woven Discs



DIA.	ARBOR	COARSE GRIT	MEDIUM GRIT	VERY FINE GRIT	QTY
4"	No Hole	DADA7NCR10	DADA7NMD10	DADA7NFN10	10
4"	5/8"	-	-	-	10
4-1/2"	No Hole	DADC7NCR10	DADC7NMD10	DADC7NFN10	10
4-1/2"	7/8"	DADD7NCR10	DADD7NMD10	DADD7NFN10	10
5"	No Hole	DADE7NCR10	DADE7NMD10	DADE7NFN10	10
5"	7/8"	-	-	-	10
7"	No Hole	DADG7NCR10	DADG7NMD10	DADG7NFN10	10
7"	7/8"	-	DADH7NMD10	-	10

Non-Woven Quick Change Discs



DIA.	ARBOR	COARSE GRIT	MEDIUM GRIT	VERY FINE GRIT	MAX RPM	QTY
1"	QDC	DALD7ACR25	DALD7AMD25	DALD7AFN25	30,000 rpm	25
2"	QDC	DALD7CCR25	DALD7CMD25	DALD7CFN25	20,000 rpm	25
2"	QRC	DALN7CCR25	DALN7CMD25	DALN7CFN25	20,000 rpm	25
3"	QDC	DALD7ECR25	DALD7EMD25	DALD7EFN25	20,000 rpm	25
3"	QRC	DALN7ECR25	DALN7EMD25	DALN7EFN25	20,000 rpm	25
3"	QMC	DALP7ECR25	DALP7EMD25	DALP7EFN25	20,000 rpm	25

NON-WOVEN DISC BACKING PADS

Hook & Loop Backing Pads for Non-Woven Discs



AVAILABLE	DIAMETER	ARBOR	MAX RPM	QTY
DAPHXGLH01 Long Hook Non-Woven Disc Backing Pad	4-1/2"	5/8"-11	13,300 rpm	1
DAPHXKLH01 Long Hook Non-Woven Disc Backing Pad	7"	5/8"-11	8,700 rpm	1

FLAP WHEELS

Flap Wheels



DIA.	WIDTH	SHAFT	40 GRIT	60 GRIT	80 GRIT	120 GRIT	180 GRIT	240 GRIT	MAX RPM	QTY
3/4"	3/4"	1/4"	DAFE1P0410	DAFE1P0610	DAFE1P0810	DAFE1P1210	-	-	25,000	10
1"	1/2"	1/4"	DAFE1A0410	DAFE1A0610	DAFE1A0810	DAFE1A1210	DAFE1A1810	DAFE1A2410	25,000	10
1"	1"	1/4"	DAFE1B0410	DAFE1B0610	DAFE1B0810	DAFE1B1210	DAFE1B1810	DAFE1B2410	25,000	10
1-1/2"	1"	1/4"	DAFE1D0410	DAFE1D0610	DAFE1D0810	DAFE1D1210	DAFE1D1810	DAFE1D2410	25,000	10
2"	1/2"	1/4"	DAFE1E0410	DAFE1E0610	DAFE1E0810	DAFE1E1210	DAFE1E1810	DAFE1E2410	25,000	10
2"	3/4"	1/4"	DAFE1R0410	DAFE1R0610	DAFE1R0810	DAFE1R1210	DAFE1R1810	DAFE1R2410	25,000	10
2"	1"	1/4"	DAFE1F0410	DAFE1F0610	DAFE1F0810	DAFE1F1210	DAFE1F1810	DAFE1F2410	25,000	10
2-1/2"	1"	1/4"	DAFE1Q0410	DAFE1Q0610	DAFE1Q0810	DAFE1Q1210	DAFE1Q1810	DAFE1Q2410	25,000	10
3"	1/2"	1/4"	DAFE1G0410	DAFE1G0610	DAFE1G0810	DAFE1G1210	DAFE1G1810	DAFE1G2410	20,000	10
3"	1"	1/4"	DAFE1H0410	DAFE1H0610	DAFE1H0810	DAFE1H1210	DAFE1H1810	DAFE1H2410	20,000	10
6-1/2"	1"	1" Arbor	DAFK1M0510	DAFK1M0610	DAFK1M0810	DAFK1M1210	-	-	5,800	10
6-1/2"	2"	1" Arbor	DAFK1N0510	-	DAFK1N0810	DAFK1N1210	-	-	5,800	10

Finishing Flap Wheels



DIA.	WIDTH	SHAFT	60 GRIT	100 GRIT	150 GRIT	MAX RPM	QTY
2"	1"	1/4"	DAFE7F0610	DAFE7F1010	DAFE7F1510	12,000	10
3"	1-3/4"	1/4"	DAFE7K0610	DAFE7K1010	DAFE7K1510	8,000	10
4"	1-3/4"	1/4"	DAFE7L0610	DAFE7L1010	DAFE7L1510	6,000	10

CARTRIDGE ROLLS & MANDRELS

Cartridge Rolls



DIA.	WIDTH	SHAFT	40 GRIT	60 GRIT	80 GRIT	120 GRIT	180 GRIT	QTY
3/8"	1-1/2"	Straight	-	DACG1B061A	DACG1B081A	DACG1B121A	DACG1B181A	100
1/2"	1"	Straight	-	DACG1C061A	-	-	-	100
1/2"	1-1/2"	Straight	DACG1D041A	DACG1D061A	DACG1D081A	DACG1D121A	DACG1D181A	100
1/2"	2"	Straight	-	DACG1E061A	DACG1E081A	DACG1E121A	-	50
3/4"	1-1/2"	Straight	-	DACG1F061A	DACG1F081A	-	-	100
3/8"	1"	Taper	-	DATG1A061A	DATG1A081A	-	DATG1A181A	100
3/8"	1-1/2"	Taper	-	-	DATG1B081A	DATG1B121A	-	100
1/2"	1"	Taper	-	DATG1C061A	-	-	-	100
1/2"	1-1/2"	Taper	-	DATG1D061A	DATG1D081A	-	-	100
1/2"	2"	Taper	-	DATG1E061A	DATG1E081A	DATG1E121A	-	50

Cartridge Roll Mandrels



AVAILABLE	PILOT DIAMETER	PILOT LENGTH	ROLL SIZE	SHANK DIAMETER	SHANK LENGTH	OVERALL LENGTH	MAX RPM	QTY
DAMCX83401	1/8"	3/4"	1"	1/4"	1-1/4"	2-1/2"	25,000 rpm	1
DAMCX81001	1/8"	1"	1-1/2"	1/4"	1-1/4"	2-3/4"	25,000 rpm	1
DAMCX81501	1/8"	1-1/2"	2"	1/4"	1-1/4"	3-1/4"	25,000 rpm	1

BELTS

Aluminum Oxide Belts



WIDTH	LENGTH	40 GRIT	60 GRIT	80 GRIT	120 GRIT	QTY
1/4"	18"	DABB1D0410	DABB1D0610	DABB1D0810	DABB1D1210	10
1/4"	24"	-	DABB1E0610	-	-	10
3/8"	13"	DABC1G0410	DABC1G0610	DABC1G0810	DABC1G1210	10
1/2"	18"	DABD1D0410	DABD1D0610	DABD1D0810	DABD1D1210	10
1/2"	24"	DABD1E0410	DABD1E0610	DABD1E0810	-	10
3/4"	18"	DABF1D0410	DABF1D0610	DABF1D0810	DABF1D1210	10
3/4"	20-1/2"	DABF1H0410	DABF1H0610	DABF1H0810	DABF1H1210	10

Zirconia Belts




WIDTH	LENGTH	36 GRIT	40 GRIT	60 GRIT	80 GRIT	120 GRIT	QTY
1/4"	18"	DABB4D0310	DABB4D0410	DABB4D0610	DABB4D0810	DABB4D1210	10
1/4"	24"	DABB4E0310	DABB4E0410	DABB4E0610	DABB4E0810	DABB4E1210	10
3/8"	13"	-	DABC4G0410	DABC4G0610	DABC4G0810	DABC4G1210	10
1/2"	18"	-	DABD4D0410	DABD4D0610	DABD4D0810	DABD4D1210	10
1/2"	24"	-	DABD4E0410	DABD4E0610	DABD4E0810	DABD4E1210	10
3/4"	18"	-	DABF4D0410	DABF4D0610	DABF4D0810	DABF4D1210	10
3/4"	20-1/2"	-	DABF4H0410	DABF4H0610	DABF4H0810	DABF4H1210	10

Non-Woven Belts



WIDTH	LENGTH	COARSE GRIT	MEDIUM GRIT	QTY
1/2"	18"	DABD7DCR10	-	10
1/2"	24"	-	DABD7EMD05	5
3/4"	18"	-	DABF7DMD05	5



FLOOR SANDING DISCS & SHEETS

Edge Sanding Paper Discs



DIA.	ARBOR	C16	C20	C24	C36	C40	QTY
7"	7/8"	DWAB0716P	DWAB0720P	DWAB0724P	DWAB0736	DWAB0740	25

DIA.	ARBOR	C50	C60	C80	C100	C120	QTY
7"	7/8"	DWAB0750	DWAB0760	DWAB0780	DWAB0710	DWAB0712	25

Floor Sanding Paper Discs



DIA.	ARBOR	C12	C16	C20	C24	C36	C40	C60	C80	C100	QTY
16"	2"	DWAB1612P	DWAB1616P	DWAB1620P	DWAB1624P	DWAB1636	DWAB1640	DWAB1660	DWAB1680	DWAB1610	25
17"	2"	DWAB1712P	DWAB1716P	DWAB1720P	DWAB1724P	DWAB1736	DWAB1740	DWAB1760	DWAB1780	DWAB1710	25
20"	2"	DWAB2012P DWAB2012	DWAB2016P	DWAB2020P	-	DWAB2036	-	DWAB2060	DWAB2080	DWAB2010	25


Floor Sanding Paper Sheets



WIDTH	LENGTH	C12	C16	C20	C24	C36	C40	C60	C80	C100	QTY
16"	2"	DWAB5212P	DWAB5216P	DWAB5220P	DWAB5224P	DWAB5236	DWAB5240	DWAB5260	DWAB5280	DWAB5210	25
17"	2"	DWAB3612P	DWAB3616P	DWAB3620P	DWAB3624P	DWAB3636	DWAB3640	DWAB3660	DWAB3680	DWAB3610	25
20"	2"	DWAB2012P	DWAB1816P	DWAB1820P	DWAB1824P	DWAB1836	DWAB1840	DWAB1860	DWAB1880	DWAB1810	25

PAPER DISCS


Aluminum Oxide Paper Discs



DIA.	HOLES	BACKING	80 GRIT	100 GRIT	120 GRIT	150 GRIT	220 GRIT	QTY
5"	8	Hook & Loop	DW4301	-	DW4303	DW4304	DW4306	10
5"	8	Hook & Loop	DW4309	DW4310	DW4311	DW4312	DW4314	10
6"	8	Hook & Loop	DW4331	-	DW4333	DW4334	-	10

MESH SANDPAPER

Mesh Sandpaper



AVAILABLE	GRIT	SHAPE	BACKING/ ATTACHMENT	QTY	
DWAM4301	5" Random Orbit Mesh Sandpaper	80	Circle	Hook & Loop	25
DWAM4303	5" Random Orbit Mesh Sandpaper	120	Circle	Hook & Loop	25
DWAM4306	5" Random Orbit Mesh Sandpaper	220	Circle	Hook & Loop	25
DWAM4321	1/4 Sheet Mesh Sandpaper	80	Rectangle	Clamp On	25
DWAM4323	1/4 Sheet Mesh Sandpaper	120	Rectangle	Clamp On	25
DWAM4326	1/4 Sheet Mesh Sandpaper	220	Rectangle	Clamp On	25

PAPER ROLLS

Aluminum Oxide Paper Rolls



DIA.	LENGTH	BACKING	80 GRIT	150 GRIT	220 GRIT	QTY
2-3/4"	10 m	PSA	DAK2110801	DAK2111501	DAK2112201	1

SHOP ROLLS

Aluminum Oxide Hand Sanding Shop Rolls



WIDTH	LENGTH	40 GRIT	60 GRIT	80 GRIT	100 GRIT	120 GRIT	QTY
1"	50 yds	DANG220401	DANG220601	DANG220801	-	DANG221201	1
1-1/2"	50 yds	DANK220401	DANK220601	DANK220801	DANK221001	DANK221201	1
2"	50 yds	DANL220401	DANL220601	DANL220801	DANL221001	DANL221201	1
3"	50 yds	DANN220401	DANN220601	DANN220801	DANN221001	DANN221201	1
4"	50 yds	DANR220401	DANR220601	DANR220801	DANR221001	DANR221201	1
4"	50 yds	-	DANU220601	DANU220801	DANU221001	DANU221201	1

DIA.	ARBOR	150 GRIT	180 GRIT	220 GRIT	240 GRIT	320 GRIT	400 GRIT	QTY
1"	50 yds	DANG221501	DANG221801	DANG222201	DANG222401	DANG223201	DANG224001	1
1-1/2"	50 yds	DANK221501	DANK221801	DANK222201	DANK222401	DANK223201	DANK224001	1
2"	50 yds	DANL221501	DANL221801	DANL222201	DANL222401	DANL223201	DANL224001	1
3"	50 yds	DANN221501	DANN221801	DANN222201	DANN222401	DANN223201	DANN224001	1
4"	50 yds	DANR221501	DANR221801	DANR222201	DANR222401	DANR223201	DANR224001	1
4"	50 yds	-	DANU221801	DANU222201	DANU222401	DANU223201	DANU224001	1

Premium Aluminum Oxide Hand Sanding Shop Rolls



WIDTH	LENGTH	40 GRIT	60 GRIT	80 GRIT	100 GRIT	120 GRIT	QTY
1"	50 yds	DANG120401	DANG120601	DANG120801	DANG121001	DANG121201	1
1-1/2"	50 yds	DANK120401	DANK120601	DANK120801	DANK121001	DANK121201	1
2"	50 yds	DANL120401	DANL120601	DANL120801	DANL121001	DANL121201	1
2-1/2"	50 yds	-	DANM120601	DANM120801	DANM121001	DANM121201	1
3"	50 yds	-	DANN120601	DANN120801	DANN121001	DANN121201	1
3-1/2"	50 yds	DANP120401	-	-	-	-	1
4"	50 yds	DANR120401	DANR120601	DANR120801	DANR121001	DANR121201	1
4-1/2"	50 yds	-	DANS120601	DANS120801	DANS121001	DANS121201	1
6"	50 yds	-	DANU120601	DANU120801	DANU121001	DANU121201	1

DIA.	ARBOR	150 GRIT	180 GRIT	220 GRIT	240 GRIT	320 GRIT	400 GRIT	QTY
1"	50 yds	DANG121501	DANG121801	DANG122201	DANG122401	DANG123201	DANG124001	1
1-1/2"	50 yds	DANK121501	DANK121801	-	DANK122401	-	DANK124001	1
2"	50 yds	DANL121501	DANL121801	DANL122201	DANL122401	DANL123201	-	1
2-1/2"	50 yds	DANM121501	DANM121801	DANM122201	DANM122401	DANM123201	-	1
3"	50 yds	DANN121501	-	DANN122201	DANN122401	DANN123201	DANN124001	1
3-1/2"	50 yds	-	DANP121801	-	DANP122401	DANP123201	DANP124001	1
4"	50 yds	-	DANR121801	DANR122201	DANR122401	DANR123201	-	1
4-1/2"	50 yds	DANS121501	DANS121801	-	-	-	-	1
6"	50 yds	DANU121501	-	DANU122201	DANU122401	DANU123201	DANU124001	1

WATERPROOF SHEETS

Waterproof Hand Sanding Paper Sheets



AVAILABLE		GRIT	GRIT TYPE	WIDTH	LENGTH	QTY
DASY3J0850	80G Waterproof Hand Sanding Sheets	80	Silicon Carbide	9"	11"	50
DASY3J1050	100GG Waterproof Hand Sanding Sheets	100	Silicon Carbide	9"	11"	50
DASY3J1250	120 Waterproof Hand Sanding Sheets	120	Silicon Carbide	9"	11"	50
DASY3J1550	150G Waterproof Hand Sanding Sheets	150	Silicon Carbide	9"	11"	50
DASY3J1850	180G Waterproof Hand Sanding Sheets	180	Silicon Carbide	9"	11"	50
DASY3J2250	220G Waterproof Hand Sanding Sheets	220	Silicon Carbide	9"	11"	50
DASY3J2450	240G Waterproof Hand Sanding Sheets	240	Silicon Carbide	9"	11"	50
DASY3J2850	280G Waterproof Hand Sanding Sheets	280	Silicon Carbide	9"	11"	50
DASY3J3250	320G Waterproof Hand Sanding Sheets	320	Silicon Carbide	9"	11"	50
DASY3J4050	400G Waterproof Hand Sanding Sheets	400	Silicon Carbide	9"	11"	50
DASY3J5050	500G Waterproof Hand Sanding Sheets	500	Silicon Carbide	9"	11"	50
DASY3J6050	600G Waterproof Hand Sanding Sheets	600	Silicon Carbide	9"	11"	50
DASY3J8050	800G Waterproof Hand Sanding Sheets	800	Silicon Carbide	9"	11"	50
DASY3J1A50	1000G Waterproof Hand Sanding Sheets	1000	Silicon Carbide	9"	11"	50
DASY3J1B50	1200G Waterproof Hand Sanding Sheets	1200	Silicon Carbide	9"	11"	50
DASY3J1C50	1500G Waterproof Hand Sanding Sheets	1500	Silicon Carbide	9"	11"	50

NON-WOVEN HAND PADS

Non-Woven Hand Pads



AVAILABLE		GRIT	COLOR	WIDTH	LENGTH	QTY
DAXU7ACR10	Coarse Non-Woven Hand Pads	Course	Brown	6"	9"	10
DAXU7AGP10	General Purpose Non-Woven Hand Pads	General Purpose	Green	6"	9"	10
DAXU7AFN10	Fine Non-Woven Hand Pads	Fine	Maroon	6"	9"	10
DAXU7AVF10	Very Fine Non-Woven Hand Pads	Very Fine	Green	6"	9"	10
DAXU7AUF10	Ultra Fine Non-Woven Hand Pads	Ultra Fine	Gray	6"	9"	10
DAXU7ANA10	No Abrasive Non-Woven Hand Pads	No Abrasive	White	6"	9"	10


Non-Woven Hand Pad Handle



AVAILABLE		WIDTH	LENGTH	QTY
DAMHXXX01	Non-Woven Hand Pad Handle	6"	4-1/2"	1

POLISHING PADS

Polishing & Backing Pads



AVAILABLE		DIAMETER	ARBOR	QTY
DW4980	Cotton Polishing Pad	6"	5/8"	1
DW4989	Cotton Blend Polishing Pad	7"	-	1
DW4988	Wool Polishing Pad	7"	-	1
DW4985CL	Hook & Loop Backing Pad with Cotton Polishing Pad	7"	5/8"-11	1


WIRE WHEELS

Wire Wheels



AVAILABLE		DIA.	ARBOR	WIRE DIA.	BRUSH MATERIAL	MAX RPM	QTY
DW4925	Stringer Bead Wire Wheel	4"	5/8"-11	0.020"	Carbon	20,000 rpm	1
DW4925B	Stringer Bead Wire Wheels	4"	5/8"-11	0.020"	Carbon	20,000 rpm	6
DW49204	Stringer Bead Wire Wheel	4"	5/8"-11	0.020"	Stainless Steel*	20,000 rpm	1
DW49204B	Stringer Bead Wire Wheels	4"	5/8"-11	0.020"	Stainless Steel*	20,000 rpm	6
DW49201	Stringer Bead Wire Wheel	5"	5/8"-11	0.020"	Carbon	12,000 rpm	1
DW49202B	Stringer Bead Wire Wheels	6"	5/8"-11	0.020"	Carbon	12,000 rpm	6
DW4930	Cable Twist Wire Wheel	4"	5/8"-11	0.020"	Carbon	20,000 rpm	1
DW4937	Cable Twist Wire Wheels	6"	5/8"-11	0.020"	Carbon	12,000 rpm	6

Wire Wheels



AVAILABLE		DIA.	ARBOR	WIRE DIA.	BRUSH MATERIAL	MAX RPM	QTY
DW4926	Stringer Bead Wire Wheels	4"	5/8"-11	0.020"	Carbon	20,000 rpm	6
DW4927	Stringer Bead Wire Wheels	4"	5/8"-11	0.020"	Stainless Steel*	20,000 rpm	6
DW49250	Stringer Bead Wire Wheels	5"	5/8"-11	0.020"	Carbon	12,000 rpm	6
DW49251	Stringer Bead Wire Wheels	5"	5/8"-11	0.020"	Stainless Steel*	12,000 rpm	6
DW4936	Stringer Bead Wire Wheels	6"	5/8"-11	0.020"	Carbon	12,000 rpm	6
DW49252	Stringer Bead Wire Wheels	6"	5/8"-11	0.020"	Stainless Steel*	12,000 rpm	6
DW49253	Cable Twist Wire Wheels	4"	5/8"-11	0.020"	Carbon	20,000 rpm	6
DW49255	Cable Twist Wire Wheels	4"	5/8"-11	0.020"	Stainless Steel*	20,000 rpm	6
DW49254	Cable Twist Wire Wheels	5"	5/8"-11	0.020"	Carbon	12,000 rpm	6
DW49256	Cable Twist Wire Wheels	5"	5/8"-11	0.020"	Stainless Steel*	12,000 rpm	6
DW4938	Cable Twist Wire Wheels	6"	5/8"-11	0.020"	Carbon	12,000 rpm	6

WIRE BRUSHES

Wire Cup Brushes



AVAILABLE		DIA.	ARBOR	WIRE DIA.	TRIM LENGTH	BRUSH MATERIAL	MAX RPM	QTY
DW4920	Crimped Wire Cup Brush	3"	5/8"-11	0.014"	13/16"	Carbon	14,000 rpm	1
DW49101	Crimped Wire Cup Brush	4"	5/8"-11	0.014"	1-1/8"	Carbon	9,000 rpm	1
DW4922	Crimped Wire Cup Brush	5"	5/8"-11	0.014"	1-3/8"	Carbon	8,000 rpm	1
DW49102	Crimped Wire Cup Brush	6"	5/8"-11	0.014"	1-3/8"	Carbon	6,000 rpm	1
DW4910	Knotted Wire Cup Brush	3"	5/8"-11	0.020"	7/8"	Carbon	14,000 rpm	1
DW4915	Knotted Wire Cup Brush	3"	10mm x 1-1/4"	0.020"	7/8"	Carbon	14,000 rpm	1
DW4916	Knotted Wire Cup Brush	4"	5/8"-11	0.020"	1-3/8"	Carbon	9,000 rpm	1
DW4917	Knotted Wire Cup Brush	6"	5/8"-11	0.020"	1-3/8"	Carbon	6,000 rpm	1
DW4910S	Knotted Wire Cup Brush	3"	5/8"-11	0.020"	7/8"	Stainless Steel*	14,000 rpm	1

*Stainless wire brushes will not contaminate stainless steel

WIRE BRUSHES

Wire Cup Brushes



AVAILABLE		DIA.	ARBOR	WIRE DIA.	TRIM LENGTH	BRUSH MATERIAL	MAX RPM	QTY
DW49150	Crimped Wire Cup Brushes	3"	5/8"-11	0.014"	13/16"	Carbon	14,000 rpm	6
DW49151	Crimped Wire Cup Brushes	4"	5/8"-11	0.014"	1-1/8"	Carbon	9,000 rpm	6
DW49156	Crimped Wire Cup Brushes	5"	5/8"-11	0.014"	1-3/8"	Stainless Steel*	8,000 rpm	4
DW49157	Knotted Wire Cup Brushes	3"	5/8"-11	0.020"	7/8"	Carbon	14,000 rpm	6
DW49158	Knotted Wire Cup Brushes	4"	5/8"-11	0.020"	1-1/8"	Carbon	9,000 rpm	6
DW49159	Knotted Wire Cup Brushes	6"	5/8"-11	0.020"	1-3/8"	Carbon	6,600 rpm	4
DW49160	Knotted Wire Cup Brushes	3"	5/8"-11	0.020"	7/8"	Stainless Steel*	14,000 rpm	6
DW49161	Knotted Wire Cup Brushes	4"	5/8"-11	0.020"	1-1/8"	Stainless Steel*	9,000 rpm	6
DW49162	Knotted Wire Cup Brushes	5"	5/8"-11	0.020"	1-3/8"	Stainless Steel*	6,600 rpm	4

Wire End Brushes



AVAILABLE		DIA.	WIRE DIA.	TRIM LENGTH	BRUSH MATERIAL	MAX RPM	QTY
DW49001	Crimped Wire End Brush	1"	0.014"	1"	Carbon	20,000 rpm	1
DW4901B	Crimped Wire End Brushes	1"	0.014"	1"	Carbon	20,000 rpm	12
DW49004	Crimped Wire End Brushes	1"	0.020"	7/8"	Carbon	20,000 rpm	12
DW49005	Knotted Wire End Brushes	3/4"	0.014"	7/8"	Carbon	20,000 rpm	12
DW4902	Knotted Wire End Brushes	3/4"	0.014"	1"	Carbon	20,000 rpm	12
DW4902B	Knotted Wire End Brush	3/4"	0.020"	1"	Carbon	20,000 rpm	1
DW4902B	Knotted Wire End Brushes	1"	0.020"	1"	Carbon	20,000 rpm	12

Wire End Brushes



AVAILABLE		DIA.	WIRE DIA.	TRIM LENGTH	BRUSH MATERIAL	MAX RPM	QTY
DW49055	Knotted Wire End Brushes	1"	0.020"	1"	Carbon	22,000 rpm	12
DW49057	Knotted Wire End Brushes	1"	0.020"	1"	Stainless Steel	22,000 rpm	12

Bench Grinder Brushes



AVAILABLE		WIDTH	ARBOR	WIRE DIA.	BRUSH MATERIAL	MAX RPM	QTY
DW4904	Crimped Wire Bench Grinder Brush	3/4"	5/8" - 1/2"	0.014"	Carbon	6,000 rpm	1
DW4905	Crimped Wire Bench Grinder Brush	1"	5/8" - 1/2"	0.014"	Carbon	6,000 rpm	1
DW4906	Crimped Wire Bench Grinder Brush	3/4"	5/8"	0.014"	Carbon	4,000 rpm	1
DW4907	Crimped Wire Bench Grinder Brush	1"	5/8"	0.014"	Carbon	4,000 rpm	1
DW4908	Crimped Wire Bench Grinder Brush	3/4"	3/4"	0.020"	Carbon	3,600 rpm	1

Scratch Brushes



AVAILABLE		WIRE DIAMETER	BRUSH MATERIAL	WIDTH	OVERALL LENGTH	QTY
DW490701	Shoe Handle Scratch Brushes	0.014"	Carbon	4"	16"	12
DW49702	Shoe Handle Scratch Brushes	0.012"	Stainless Steel	4"	16"	12
DW49703	Curved Handle Scratch Brushes	0.014"	Carbon	3"	19"	12
DW49704	Curved Handle Scratch Brushes	0.012"	Stainless Steel	3"	19"	12
DW49705	Angled Back Scratch Brushes	0.014"	Carbon	3"	7"	36
DW49706	Angled Back Scratch Brushes	0.012"	Stainless Steel	3"	7"	36
DW49707	Small Plastic Scratch Brushes	0.006"	Carbon	3"	7"	36
DW49708	Small Plastic Scratch Brushes	0.006"	Stainless Steel	3"	7"	36

High Performance Small Wire Wheels



AVAILABLE		DIA.	ARBOR	WIRE DIA.	TRIM LENGTH	BRUSH MATERIAL	MAX RPM
DW4903	Small Wire Brushes	3"	1/4"	0.014"	20,000	Carbon	20,000 rpm
DW49007	Small Wire Brushes	2"	1/4"	0.014"	20,000	Carbon	9,000 rpm
DW49008	Small Wire Brushes	3"	1/4"	0.014"	20,000	Carbon	8,000 rpm

FINISH FASTENERS

18^{GA}
BRAD NAIL

AVAILABLE	LENGTH	POINT STYLE	FINISH	QTY	FITS TOOLS:
DBN18063-2	5/8"	Chisel	Coated	2500	DEWALT ® DWFP12231, DWFP12233, DC608B, DC608K, DCN680B, DCN680D1 Porter-Cable ® BN138, BN125A, BN200B, BN200A, BN200C, BN200-SB, PCC790B, PCC790LA BOSTITCH ® BTFP12233, GBT1850K, SB-1850BN, SB-2IN1, BT200K-2, BT1855K, BCN680D1 and most other 18 GA Straight Brad Nailers
DBN18100-2	1"	Chisel	Coated	2500	
DBN18125-2	1-1/4"	Chisel	Coated	2500	
DBN18150-2	1-1/2"	Chisel	Coated	2500	
DBN18175-2	1-3/4"	Chisel	Coated	2500	
DBN18200-2	2"	Chisel	Coated	2500	
DBN18063	5/8"	Chisel	Coated	5000	
DBN18125	1-1/4"	Chisel	Coated	5000	
DBN18150	1-1/2"	Chisel	Coated	5000	
DBN18200	2"	Chisel	Coated	5000	
DWBN18PP	3/4", 1-1/4", 2"	Chisel	Coated	900 (300 per length)	

18^{GA}
NARROW CROWN
STAPLE

AVAILABLE	LENGTH	CROWN WIDTH	POINT STYLE	FINISH	QTY	FITS TOOLS:
DNS18050-2	1/2"	1/4"	Chisel	Coated	2500	DEWALT ® D51420K, D51422K, DWFP12232, DWFP1838, DCN681B, DCN681D1, DCN682B, DCN682M1 Porter-Cable ® NS100A, NS100B, NS150A, NS150B, NS150C, PCC791B, PCC791LA Hitachi ® N3804AB3 Senco ® FP2N1, SLS15Mg, SLS18, SLS18Mg, SLS20XP, SLS25XP Ridgid ® R150FSA and most other 18 GA Narrow Crown Staplers
DNS18063-2	5/8"	1/4"	Chisel	Coated	2500	
DNS18075-2	3/4"	1/4"	Chisel	Coated	2500	
DNS18088-2	7/8"	1/4"	Chisel	Coated	2500	
DNS18100-2	1"	1/4"	Chisel	Coated	2500	
DNS18125-2	1-1/4"	1/4"	Chisel	Coated	2500	
DNS18150-2	1-1/2"	1/4"	Chisel	Coated	2500	
DWNS18PP	1/2", 3/4", 1"	1/4"	Chisel	Coated	900 (300 per length)	

18^{GA}
BOSTITCH STAPLE

AVAILABLE	LENGTH	CROWN WIDTH	POINT STYLE	FINISH	QTY	FITS TOOLS:
DWSX50353/4	3/4"	1/4"	Chisel	Coated	5000	DEWALT ® DWEHF1838K BOSTITCH ® SX1838K, SB-150SX, SB-2IN1, EHF1838K and most other 18 GA 7/32" Narrow Crown Staplers
DWSX50351	1"	1/4"	Chisel	Coated	5000	
DWSX503511/4	1-1/4"	1/4"	Chisel	Coated	5000	
DWSX503511/2	1-1/2"	1/4"	Chisel	Coated	5000	

16^{GA}
STRAIGHT NAIL

AVAILABLE	LENGTH	POINT STYLE	FINISH	QTY	FITS TOOLS:
DCS16125	1-1/4"	Chisel	Coated	2500	DEWALT ® DWFP71917, DC616K, D51257K Porter-Cable ® PCC792B, PCC792LA BOSTITCH ® GFN1664K, FN16250K, SB-1664FN, FN1664K, BTFP71917, BCN662D1 and most other 16 GA Straight Finish Nailers
DCS16150	1-1/2"	Chisel	Coated	2500	
DWAN1615SS	1-1/2"	Chisel	Stainless Steel	500	
DCS16175	1-3/4"	Chisel	Coated	2500	
DCS16200	2"	Chisel	Coated	2500	
DWAN1620SS	2"	Chisel	Stainless Steel	500	
DCS16250	2-1/2"	Chisel	Coated	2500	
DWAN1625SS	2-1/2"	Chisel	Stainless Steel	500	
DWSB16PP	1-1/4", 2", 2-1/2"	Chisel	Coated	900 (300 per length)	

16^{GA}
ANGLED NAIL

AVAILABLE	LENGTH	POINT STYLE	FINISH	QTY	FITS TOOLS:
DCA16125	1-1/4"	Chisel	Coated	2500	DEWALT ® DC618K, DCN660B, DCN660D1 Hitachi ® NT65GB Senco ® 5P001N F-16A Paslode ® IM250A-LI, 900600, T250A-F16 and most other 16 GA Angled Finish Nailers
DCA16150	1-1/2"	Chisel	Coated	2500	
DCA16200	2"	Chisel	Coated	2500	
DCA16250	2-1/2"	Chisel	Coated	2500	
DWAN16PP	1-1/4", 2", 2-1/2"	Chisel	Coated	900 (300 per length)	

15^{GA}
ANGLED NAIL

AVAILABLE	LENGTH	POINT STYLE	FINISH	QTY	FITS TOOLS:
DCA15150-2	1-1/2"	Chisel	Coated	2500	DEWALT ® D5127K, D51276K, DC628K, DWFP72155, DCN650B, DCN650D1 BOSTITCH ® DA1564K, BTFP72155 Porter-Cable ® DA250B, DA250C Hitachi ® NT65GA, NT65MA2, NT65MA4 Senco ® FP35, FP41XP, FP42XP, SFN30, Cordless Finish 41, Fusion F-15 Ridgid ® R250AFA, R250AF18 and most other 15 GA "DA" Style Angled Finish Nailers
DCA15200-2	2"	Chisel	Coated	2500	
DCA15200G-2	2"	Chisel	Galvanized	2500	
DCA15250-2	2-1/2"	Chisel	Coated	2500	
DCA15250G-2	2-1/2"	Chisel	Galvanized	2500	
DWDA15PP	1-1/2", 2", 2-1/2"	Chisel	Coated	900 (300 per length)	

15^{GA}
BOSTITCH NAIL

AVAILABLE	LENGTH	POINT STYLE	FINISH	QTY	FITS TOOLS:
DWFN1524-1	1-1/2"	Chisel	Coated	1000	BOSTITCH ® GFN1564K, N59FN, N60FN, N62FNK-2, BCN650D1 Pownail ® 445FS Primatech ® 2250A, 245FS Freeman ® PFL618BRR HUSKY ® OPFIK and most other 15 GA "FN" Style Angled Finish Nailers
DWFN1532-1	2"	Chisel	Coated	1000	
DWFN1540-1	2-1/2"	Chisel	Coated	1000	

POWER TOOL ACCESSORIES & FASTENERS

FLOORING FASTENERS



AVAILABLE	LENGTH	CROWN WIDTH	POINT STYLE	FINISH	QTY	FITS TOOLS:
DWCS1516	5/8"	1/2"	Chisel	Coated	2500	DEWALT ® DWMIIIIFS, DWFP12569 BOSTITCH ® MIIIFS, BTFP12569 Powernail ® 445FS Primatech ® 2250A, 245FS Freeman ® PFL618BRR HUSKY ® OPFIK Porta-Nails ® 472A
DWCS1512-7	1"	1/2"	Chisel	Coated	2500	
DWCS1516-1	1-1/4"	1/2"	Chisel	Coated	2500	
DWCS1512-1	1-1/2"	1/2"	Chisel	Coated	2500	



AVAILABLE	LENGTH	FINISH	QTY	FITS TOOLS:
DWFLN-150	1-1/2"	Coated	1000	DEWALT ® DWFP12569, DWMIIIFN BOSTITCH ® MIIIFN, BTFP12569, MFN-201 Powernail ® 445, 45, 45R Primatech ® 245FL Freeman ® PFL618BR, P50LSLW HUSKY ® OPFIK Porta-Nails ® 470A Rasmond ™ RMM4
DWFLN-200	2"	Coated	1000	



AVAILABLE	LENGTH	CROWN WIDTH	FINISH	QTY	FITS TOOLS:
DWCS20100	1-1/2"	1/2"	Coated	5000	DEWALT ® DWLHF2025K BOSTITCH ® LHF2025K Powernail ® 20FS BOSTITCH ® CR1000E Duo-Fast ® 5424 Series, CarpetPro Roberts ® 10-600
DWCS20056	9/16"	1/2"	Coated	5000	



AVAILABLE	LENGTH	FINISH	POINT STYLE	QTY	FITS TOOLS:
DWCS19038	3/8"	Galvanized	Divergent	5000	Duo-Fast ® HT-755M

CONSTRUCTION FASTENERS



AVAILABLE	LENGTH	SHANK DIA.	SHANK TYPE	POINT STYLE	FINISH	QTY	FITS TOOLS:
DPT-6D113FH	2"	.113"	Smooth	Diamond	Brite	5000	DEWALT ® DW325PT, DWF83PT, DCN690M1, DCN692B, DCN692M1 Porter-Cable ® FC350A, FC350B BOSTITCH ® F33PT, N90PT, LPF33PT, GF33PT, BCF30PTB, BCF30PTM1 Hitachi ® NR83AA3, NR90AD, NR90GC Senco ® SN901XP, SN951XP, FP701XP, FP601 Ridgid ® R350CHA Paslode ® F350S, CF325, CF325LI, PF350S, IM350, IM90i Max ® SN890CH/34, SN883CH/34 GRIP RITE ® GRTCH350, GRTFC83
DPT-8D113FH	2-3/8"	.113"	Smooth	Diamond	Brite	5000	
DPT-8DR113FH	2-3/8"	.113"	Ring	Diamond	Brite	5000	
DPT-10D120FH	3"	.120"	Smooth	Diamond	Brite	2500	
DPT-10D120GFH	3"	.120"	Smooth	Diamond	Galvanized	2000	
DPT-10D131FH	3"	.131"	Smooth	Diamond	Brite	2500	
DPT-10DR120GFH	3"	.120"	Ring	Diamond	Galvanized	2000	
DPT-12D120FH	3-1/4"	.120"	Smooth	Diamond	Brite	2500	
DPT-12D131FH	3-1/4"	.131"	Smooth	Diamond	Brite	2500	
DPT-12D131GFH	3-1/4"	.131"	Smooth	Diamond	Galvanized	2000	
DPT-16D131FH	3-1/2"	.131"	Smooth	Diamond	Brite	2000	
DPT-8DR113GFH	2-3/8"	.113"	Ring	Diamond	Galvanized	2000	



AVAILABLE	LENGTH	SHANK DIA.	SHANK TYPE	POINT STYLE	FINISH	QTY	FITS TOOLS:
DWS6DR113G-FH	2"	.113"	Ring	Diamond	Galvanized	2000	DEWALT ® DWF83WW BOSTITCH ® LPF28WW, F28WW, GF28WW, BCF28WW, BTF83WW, BCF28WWB, BCF28WWM1 Hitachi ® NR90AF(S) GRIP RITE ® GRTFW83
DWS8DRG-FH	2-3/8"	.120"	Ring	Diamond	Galvanized	2000	
DWS8D-FH	2-3/8"	.120"	Smooth	Diamond	Brite	2000	
DWS10D-FH	3"	.120"	Smooth	Diamond	Brite	2000	
DWS10DRG-FH	3"	.120"	Ring	Diamond	Galvanized	2000	
DWS10DG-FH	3"	.120"	Smooth	Diamond	Galvanized	2000	
DWS12D-FH	3-1/4"	.120"	Smooth	Diamond	Brite	2000	
DWS16D131G-FH	3-1/2"	.131"	Smooth	Diamond	Galvanized	2000	
DWS16D131-FH	3-1/2"	.131"	Smooth	Diamond	Brite	2000	



AVAILABLE	LENGTH	POINT STYLE	FINISH	QTY	FITS TOOLS:
DWCR3DGAL	1-1/4"	Diamond	Galvanized	7200	DEWALT ® DW45RN Porter-Cable ® RN175B BOSTITCH ® RN46-1, BRN175 and most other Coil Roofing Nailers

POWER TOOL ACCESSORIES & FASTENERS

CONSTRUCTION FASTENERS



AVAILABLE	LENGTH	SHANK DIA.	SHANK TYPE	POINT STYLE	FINISH	QTY	FITS TOOLS:
DWRHS8D131	2-1/2"	.131"	Smooth	Diamond	Brite	2000	DeWALT ® DW325PL, DWF83PL Porter-Cable ® FR350A, FR350B BOSTITCH ® F21PL, F21PL2, LPF21PL Hitachi ® NR83A, NR83A2, NR83A3, NR90AE Senco ® SN901XP, SN951XP, FP701XP, FP601 Ridgid ® R350RHE Paslode ® F350S, CF325, CF325Li, PF350S, IM350, IM90I Max ® SN883RH, SN883RH2 GRIP RITE ® GRTRH350, GRTFR83
DWRHS8D113	2-3/8"	.113"	Smooth	Diamond	Brite	2000	
DWRHS8DR113	2-3/8"	.113"	Ring	Diamond	Brite	2000	
DWRHS8DR113G	2-3/8"	.113"	Ring	Diamond	Galvanized	2000	
DWRHS8D148	2-3/8"	.148"	Smooth	Diamond	Brite	2000	
DWRHS10DR120G	3"	.120"	Ring	Diamond	Galvanized	2000	
DWRHS10D131	3"	.131"	Smooth	Diamond	Brite	2000	
DWRHS10DR131G	3"	.131"	Ring	Diamond	Galvanized	2000	
DWRHS12D131	3-1/4"	.131"	Smooth	Diamond	Brite	2000	
DWRHS12D131G	3-1/4"	.131"	Smooth	Diamond	Galvanized	2000	
DWRHS12D148	3-1/4"	.148"	Smooth	Diamond	Brite	2000	



AVAILABLE	LENGTH	SHANK DIA.	SHANK TYPE	POINT STYLE	FINISH	QTY	FITS TOOLS:
DWC4R80BDG	1-1/2"	.080"	Ring	Blunt diamond	Galvanized	4200	DeWALT ® DW66C-1 BOSTITCH ® N66C, N66BC Hitachi ® NV65AH Max ® CN565 Makita ® AN611
DWC5R80BDG	1-3/4"	.080"	Ring	Blunt diamond	Galvanized	4200	
DWC5R90BDSS	1-3/4"	.080"	Ring	Blunt diamond	Stainless	3600	
DWC6R90BDG	2"	.090"	Ring	Blunt diamond	Galvanized	3600	
DWC7R90BDG	2-3/16"	.090"	Ring	Blunt diamond	Galvanized	3600	



AVAILABLE	LENGTH	SHANK DIA.	SHANK TYPE	POINT STYLE	FINISH	QTY	FITS TOOLS:
DWC6P99D	2"	.099"	Smooth	Diamond	Brite	3600	DeWALT ® DW325C, DWF83C Porter-Cable ® Coil350 BOSTITCH ® N80CB, N89C, BTF83C Hitachi ® NV83A Senco ® SCN60, SCN65 Paslode ® F275C, P275C, F325C, P325C, 5300C Max ® 890C Makita ® AN901
DWC6R99BCG	2"	.099"	Ring	Diamond	Galvanized	3600	
DWC8P99D	2-3/8"	.099"	Smooth	Diamond	Brite	3600	
DWC8R99BD	2-3/8"	.099"	Ring	Diamond	Brite	3600	
DWC8R99BCG	2-3/8"	.099"	Ring	Diamond	Galvanized	3600	
DWC8R113DG	2-3/8"	.113"	Ring	Diamond	Galvanized	2700	
DWC8P99DG	2-1/2"	.099"	Smooth	Diamond	Galvanized	3600	
DWC8P120D	2-1/2"	.099"	Smooth	Diamond	Brite	2700	
DWC10P120D	3"	.120"	Smooth	Diamond	Brite	2700	
DWC10P120DG	3"	.120"	Smooth	Diamond	Galvanized	2700	
DWC12P120DG	3-1/4"	.120"	Smooth	Diamond	Galvanized	2700	
DWC12P120D	3-1/4"	.120"	Smooth	Diamond	Brite	2700	
DWC12P131D	3-1/4"	.131"	Smooth	Diamond	Brite	2700	




AVAILABLE	LENGTH	SHANK DIA.	POINT STYLE	FINISH	QTY	FITS TOOLS:
DWMC13115G-2M	1-1/2"	.131"	Diamond	Galvanized	2000	DeWALT ® DWMC150, DCN693, DCN693MCN BOSTITCH ® F33PT, MCN150, MCN250 Hitachi ® NR65AK Paslode ® F250S-PP Rap-A-Nail ™ RN150, RN250
DWMC13115-2M	1-1/2"	.131"	Diamond	Brite	2000	
DMC13115HDG.5M	1-1/2"	.131"	Diamond	Galvanized	500	
DMC14815B.5M	1-1/2"	.148"	Diamond	Brite	500	
DMC14815HDG.5M	1-1/2"	.148"	Diamond	Galvanized	500	
DMC14825HDG.5M	2-1/2"	.148"	Diamond	Diamond	500	



AVAILABLE	LENGTH	CROWN WIDTH	POINT STYLE	FINISH	QTY	FITS TOOLS:
DW16S2-19GAL	3/4"	5/16"	Chisel	Galvanized	2000	DeWALT ® DW450S2 BOSTITCH ® 450S2-1, 438S2R
DW16S219G-135M	3/4"	5/16"	Chisel	Galvanized	135000	
DW16S2-25GAL	1"	5/16"	Chisel	Galvanized	2000	
DW16S2-38GAL	1-1/2"	5/16"	Chisel	Galvanized	2000	



AVAILABLE	LENGTH	CROWN WIDTH	POINT STYLE	FINISH	QTY	FITS TOOLS:
DWCAP1M	1"	1"	Chisel	Brite	1000	DeWALT ® DWSL18CAP BOSTITCH ® SB1838BC, SL1838BC
DWCAP5M	1"	1"	Chisel	Brite	5000	



AVAILABLE	LENGTH	POINT STYLE	FINISH	QTY	FITS TOOLS:
DRS18100	1"	Chisel	Brite	540	DeWALT ® DCN701B, DCN701D1

POWER TOOL ACCESSORIES & FASTENERS

HAND TOOLS & STORAGE





HAMMERS

12 oz Mig Weld Hammer

DWHT51135X



SPECIFICATIONS

Handle Material	Steel
Handle Length	14"
Face Style	Smooth
Face Diameter	1-3/4"
Hammer Type	Nailing
Handle Style	Straight
Head Weight	12 oz

14 oz Mig Weld Hammer

DWHT51138X



SPECIFICATIONS

Handle Material	Steel
Handle Length	16"
Face Style	Milled
Face Diameter	2"
Hammer Type	Framing
Handle Style	Straight
Head Weight	14 oz

16 oz 1-pc. Steel Hammer

DWHT51048



SPECIFICATIONS

Handle Material	Steel
Handle Length	7-1/2"
Face Style	Smooth
Face Diameter	1-3/8" x 1-1/4"
Hammer Type	Nailing
Handle Style	Straight
Head Weight	16 oz

20 oz 1-pc. Steel Hammer

DWHT51054



SPECIFICATIONS

Handle Material	Steel
Handle Length	7-1/2"
Face Style	Smooth
Face Diameter	1-3/8" x 1-1/4"
Hammer Type	Nailing
Handle Style	Straight
Head Weight	20 oz

22 oz 1-pc. Steel Hammer

DWHT51064



SPECIFICATIONS

Handle Material	Steel
Handle Length	8-1/4"
Face Style	Milled
Face Diameter	1-3/8"
Hammer Type	Framing
Handle Style	Straight
Head Weight	22 oz

22 oz Demolition Hammer

DWHT51366



SPECIFICATIONS

Handle Material	Steel
Handle Length	8-1/4"
Face Style	Smooth
Face Diameter	1-1/8"
Hammer Type	Framing
Handle Style	Straight
Head Weight	22 oz

12 oz 1-pc. Steel Hammer

DWHT51438



SPECIFICATIONS

Handle Material	Steel
Handle Length	11-1/2"
Face Style	Smooth
Face Diameter	1"
Hammer Type	Nailing
Handle Style	Straight
Head Weight	12 oz

16 oz 1-pc. Steel Hammer - Curve Claw

DWHT51439



SPECIFICATIONS

Handle Material	Steel
Handle Length	13"
Face Style	Smooth
Face Diameter	1-3/8" x 1-1/4"
Hammer Type	Nailing
Handle Style	Straight
Head Weight	16 oz

22 oz 1-pc. Steel Hammer

DWHT51452



SPECIFICATIONS

Handle Material	Steel
Handle Length	16"
Face Style	Smooth
Face Diameter	1-3/8"
Hammer Type	Framing
Handle Style	Straight
Head Weight	22 oz

28 oz 1-pc. Steel Hammer

DWHT51453



SPECIFICATIONS

Handle Material	Steel
Handle Length	16"
Face Style	Milled
Face Diameter	1-3/8"
Hammer Type	Framing
Handle Style	Straight
Head Weight	28 oz

16 oz XP 1-pc. Steel Hammer

DWHT51379



SPECIFICATIONS

Handle Material	Steel
Handle Length	13"
Face Style	Smooth
Face Diameter	1-3/8"
Hammer Type	Nailing
Handle Style	Straight
Head Weight	16 oz

20 oz XP 1-pc. Steel Hammer

DWHT51380



SPECIFICATIONS

Handle Material	Steel
Handle Length	14"
Face Style	Smooth
Face Diameter	1-3/8"
Hammer Type	Nailing
Handle Style	Straight
Head Weight	20 oz

22 oz XP 1-pc. Steel Hammer

DWHT51381



SPECIFICATIONS

Handle Material	Steel
Handle Length	16"
Face Style	Milled
Face Diameter	1-3/8"
Hammer Type	Framing
Handle Style	Straight
Head Weight	22 oz

21 oz Fiberglass Framing Hammer

DWHT51385



SPECIFICATIONS

Handle Material	Fiberglass
Handle Length	16"
Face Style	Smooth
Face Diameter	1-1/2"
Hammer Type	Framing
Handle Style	Straight
Head Weight	21 oz

AXES

20 oz EXOCORE™ Camper's Hatchet
DWHT56031



SPECIFICATIONS	
Handle Material	Fiberglass
Handle Length	12-1/4"
Face Style	Straight, Hollow
Handle Style	Axe
Head Weight	20 oz

3.5 lbs EXOCORE™ Single Bit Axe
DWHT56032



SPECIFICATIONS	
Handle Material	Fiberglass
Handle Length	32"
Face Style	Straight, Hollow
Handle Style	Axe
Head Weight	3.5 lbs

4.5 lbs EXOCORE™ Single Bit Axe
DWHT56033



SPECIFICATIONS	
Handle Material	Fiberglass
Handle Length	32"
Face Style	Straight, Hollow
Handle Style	Axe
Head Weight	4.5 lbs

20 oz 1-pc. Steel Campers Axe
DWHT51387



SPECIFICATIONS	
Handle Material	Steel
Handle Length	14"
Face Style	Straight
Handle Style	Axe
Head Weight	20 oz

SLEDGE HAMMERS

4.0 lbs EXOCORE™ Drilling Sledge Hammer
DWHT56024



SPECIFICATIONS	
Handle Material	Fiberglass
Handle Length	12-1/4"
Face Style	Smooth
Handle Style	Straight, Hollow
Head Weight	4.0 lbs

4.0 lbs EXOCORE™ Blacksmith Sledge Hammer
DWHT56025



SPECIFICATIONS	
Handle Material	Fiberglass
Handle Length	12-1/4"
Face Style	Blacksmith
Handle Style	Straight, Hollow
Head Weight	4.0 lbs

4.0 lbs EXOCORE™ Engineering Sledge Hammer
DWHT56026



SPECIFICATIONS	
Handle Material	Fiberglass
Handle Length	12-1/4"
Face Style	Concentrated Strike Face, Smooth Face
Handle Style	Straight, Hollow
Head Weight	4.0 lbs

6.0 lbs EXOCORE™ Sledge Hammer
DWHT56027



SPECIFICATIONS	
Handle Material	Fiberglass
Handle Length	32"
Face Style	Concentrated Strike Face, Smooth Face
Handle Style	Straight, Hollow
Head Weight	6.0 lbs

8.0 lbs EXOCORE™ Sledge Hammer
DWHT56028



SPECIFICATIONS	
Handle Material	Fiberglass
Handle Length	32"
Face Style	Concentrated Strike Face, Smooth Face
Handle Style	Straight, Hollow
Head Weight	8.0 lbs

10.0 lbs EXOCORE™ Sledge Hammer
DWHT56029



SPECIFICATIONS	
Handle Material	Fiberglass
Handle Length	32"
Face Style	Concentrated Strike Face, Smooth Face
Handle Style	Straight, Hollow
Head Weight	10.0 lbs

2.0 lbs Fiberglass Drilling Hammer
DWHT56141



SPECIFICATIONS	
Handle Material	Fiberglass
Handle Length	8-3/4"
Face Style	Smooth
Face Diameter	1-1/2"
Hammer Type	Sledge
Handle Style	Straight
Head Weight	2.0 lbs

3.0 lbs Fiberglass Drilling Hammer
DWHT56142



SPECIFICATIONS	
Handle Material	Fiberglass
Handle Length	8-3/4"
Face Style	Concentrated Strike Face, Smooth Face
Face Diameter	1-3/4"
Hammer Type	Sledge
Handle Style	Straight
Head Weight	3.0 lbs

2.5 lbs Fiberglass Engineering Hammer
DWHT56143



SPECIFICATIONS	
Handle Material	Fiberglass
Handle Length	12"
Face Style	Smooth
Face Diameter	1-5/8"
Hammer Type	Sledge
Handle Style	Straight
Head Weight	2.5 lbs

2.5 lbs Fiberglass Blacksmith Hammer
DWHT56144



SPECIFICATIONS	
Handle Material	Fiberglass
Handle Length	12"
Face Style	Smooth, Concentrated strike face
Face Diameter	1-5/8"
Hammer Type	Sledge
Handle Style	Straight
Head Weight	2.5 lbs

SLEDGE HAMMERS

4.0 lbs Fiberglass Blacksmith Hammer

DWHT56147



SPECIFICATIONS

Handle Material	Fiberglass
Handle Length	12"
Face Style	Smooth, Concentrated strike face
Face Diameter	1-7/8"
Hammer Type	Sledge
Handle Style	Straight
Head Weight	4.0 lbs

4.0 lbs Fiberglass Engineering Hammer

DWHT56148



SPECIFICATIONS

Handle Material	Fiberglass
Handle Length	12"
Face Style	Smooth, Concentrated strike face
Face Diameter	1-7/8"
Hammer Type	Sledge
Handle Style	Straight
Head Weight	4.0 lbs

3.0 lbs 1-pc. Drilling Hammer

DWHT51388



SPECIFICATIONS

Handle Material	Steel
Handle Length	8-3/4"
Face Style	Smooth, Concentrated strike face
Face Diameter	1-3/4"
Hammer Type	Sledge
Handle Style	Straight
Head Weight	3.0 lbs

20 oz 1-pc. Steel Bricklayer Hammer

DWHT51389



SPECIFICATIONS

Handle Material	Steel
Handle Length	11"
Face Style	Smooth, Concentrated strike face
Face Diameter	1-3/8"
Hammer Type	Specialty
Handle Style	straight
Head Weight	20 oz

PRY BARS

30" Multi-Functional Utility Bar

DWHT55292



SPECIFICATIONS

Bar Length	30"
# of Nail Slots	2
Tool Weight	7.0 lbs

40" Multi-Functional Utility Bar

DWHT55293



SPECIFICATIONS

Bar Length	40"
# of Nail Slots	2
Tool Weight	8.9 lbs

12" Flat Bar

DWHT55518



SPECIFICATIONS

Bar Length	12"
# of Nail Slots	3
Tool Weight	1.2 lbs

21" Flat Bar

DWHT55528



SPECIFICATIONS

Bar Length	21"
# of Nail Slots	3
Tool Weight	2.2 lbs

24" Wrecking Bar

DWHT55129



SPECIFICATIONS

Bar Length	24"
# of Nail Slots	3
Tool Weight	4.2 lbs

32" Wrecking Bar

DWHT55131



SPECIFICATIONS

Bar Length	32"
# of Nail Slots	3
Tool Weight	6.5 lbs

42" Wrecking Bar

DWHT55132



SPECIFICATIONS

Bar Length	42"
# of Nail Slots	3
Tool Weight	7.2 lbs

10" Claw Bar

DWHT55524



SPECIFICATIONS

Bar Length	10"
# of Nail Slots	2
Tool Weight	0.8 lbs

10" Molding Bar

DWHT55529



SPECIFICATIONS

Bar Length	10"
# of Nail Slots	2
Tool Weight	0.7 lbs

60" San Angelo Bar

DWHT55147



SPECIFICATIONS

Bar Length	60"
# of Nail Slots	0
Tool Weight	14.1 lbs

70" San Angelo Bar

DWHT55148



SPECIFICATIONS

Bar Length	70"
# of Nail Slots	0
Tool Weight	16.1 lbs

60" Form Lifter

DWHT55051



SPECIFICATIONS

Bar Length	60"
# of Nail Slots	1
Tool Weight	22.5 lbs

PRY BARS

15" Flat Bar

DWHT55160



SPECIFICATIONS

Bar Length	15"
# of Nail Slots	2
Tool Weight	1.5 lbs

9" Precision Nail Puller

DWHT55164



SPECIFICATIONS

Bar Length	9"
# of Nail Slots	2
Tool Weight	0.8 lbs

12" Precision Nail Puller

DWHT55166



SPECIFICATIONS

Bar Length	12"
# of Nail Slots	2
Tool Weight	0.9 lbs

18" Precision Pry Bar

DWHT55168



SPECIFICATIONS

Bar Length	18"
# of Nail Slots	2
Tool Weight	2.5 lbs

NAIL SETS

Interchangeable Nail Set

DWHT58503



SPECIFICATIONS

Handle Material	Comfort Grip
Tip Size	1/32", 2/32", 3/32", PH2
Tool Weight	0.8 lbs

1/32" Bi-Material Nail Set

DWHT58019



SPECIFICATIONS

Handle Material	Bi-Material
Tip Size	1/32"
Tool Weight	0.1 lbs

3-pc. Bi-Material Nail Set

DWHT58018



SPECIFICATIONS

Handle Material	Bi-Material
Tip Size	1/32", 2/32", 3/32"
Tool Weight	0.4 lbs

WOOD CHISELS

1" Side Strike Chisel

DWHT16065



SPECIFICATIONS

Handle Material	Bi-Material
Handle Length	5-1/4"
Chisel Tip Style	Side Strike
Blade Width	1"
Tool Weight	0.7 lbs

3-pc. Side Strike Wood Chisel Set

DWHT16148



SPECIFICATIONS

Handle Material	Bi-Material
Handle Length	5-1/4"
Chisel Tip Style	Side Strike
Blade Width	3/4", 1", 1-1/4"
Set Weight	2.1 lbs

4-pc. Wood Chisel Set

DWHT16063



SPECIFICATIONS

Handle Material	Bi-Material
Handle Length	5"
Face Style	Wood Chisel
Handle Style	1/4", 1/2", 3/4", 1"
Set Weight	1.8 lbs

3-pc. Wood Chisel Set

DWHT16862



SPECIFICATIONS

Handle Material	Bi-Material
Handle Length	5-1/4"
Chisel Tip Style	Side Strike
Blade Width	1/2", 3/4", 1"
Set Weight	1.8 lbs

1/4" Wood Chisel

DWHT16857



SPECIFICATIONS

Handle Material	Bi-Material
Handle Length	5-1/4"
Chisel Tip Style	Wood Chisel
Blade Width	1/4"
Set Weight	1.8 lbs

3/8" Wood Chisel

DWHT16851



SPECIFICATIONS

Handle Material	Bi-Material
Handle Length	5-1/4"
Chisel Tip Style	Wood Chisel
Blade Width	3/8"
Set Weight	1.8 lbs

WOOD CHISELS

1/2" Wood Chisel

DWHT16859



SPECIFICATIONS

Handle Material	Bi-Material
Handle Length	5-1/4"
Chisel Tip Style	Wood Chisel
Blade Width	1/2"

3/4" Wood Chisel

DWHT16850



SPECIFICATIONS

Handle Material	Bi-Material
Handle Length	5-1/4"
Chisel Tip Style	Wood Chisel
Blade Width	3/4"

1-1/4" Wood Chisel

DWHT16860



SPECIFICATIONS

Handle Material	Bi-Material
Handle Length	5-1/4"
Chisel Tip Style	Wood Chisel
Blade Width	1-1/4"

2" Wood Chisel

DWHT16861



SPECIFICATIONS

Handle Material	Bi-Material
Handle Length	5-1/4"
Chisel Tip Style	Wood Chisel
Blade Width	2"

5/8" Wood Chisel

DWHT16853



SPECIFICATIONS

Handle Material	Bi-Material
Handle Length	5-1/4"
Chisel Tip Style	Wood Chisel
Blade Width	5/8"

1" Wood Chisel

DWHT16858



SPECIFICATIONS

Handle Material	Bi-Material
Handle Length	5-1/4"
Chisel Tip Style	Wood Chisel
Blade Width	1"

1-1/2" Wood Chisel

DWHT16852



SPECIFICATIONS

Handle Material	Bi-Material
Handle Length	5-1/4"
Chisel Tip Style	Wood Chisel
Blade Width	1-1/2"

MANUAL STAPLERS

Heavy-Duty Compact Staple Gun

DWHTTR130LH



SPECIFICATIONS

Housing Material	Die-Cast Aluminum
Tool Weight (Tool only)	1.4 lbs
Compatible Fasteners	Heavy-Duty Staples 1/4" - 1/2"

2-in-1 Heavy-Duty Staple and Brad Tacker

DWHTTR350




SPECIFICATIONS

Housing Material	Die-Cast Aluminum
Tool Weight (Tool only)	2.0 lbs
Compatible Fasteners	Heavy-Duty Staples 1/4" - 9/16" 18 GA Brad Nails 1/2" - 5/8"

5-in-1 Multi-Tacker

DWHTTR510



SPECIFICATIONS

Housing Material	Die-Cast Aluminum
Tool Weight (Tool only)	0.5 lbs
Compatible Fasteners	Heavy-Duty Staples 1/4" - 9/16" Light Duty Staples 1/4" - 9/16" Cable Staples 3/8" - 9/16" Narrow Crown Staples 3/8" - 1/2" 18 GA Brad Nails 1/2" - 5/8"

Carbon Fiber Composite 2-in-1 Staple and Brad Gun

DWHT80276



SPECIFICATIONS

Housing Material	Carbon Fiber Composite
Tool Weight (Tool only)	0.9 lbs
Compatible Fasteners	Heavy-Duty Staples 1/4" - 9/16" 18 GA Brad Nails 1/2" - 5/8"

HAMMER TACKERS

Heavy-Duty Hammer Tacker
DWHTHT450



SPECIFICATIONS

Housing Material	Aluminum
Tool Weight (Tool only)	2.5 lbs
Compatible Fasteners	Heavy-Duty Staples 5/16" - 1/2"

Carbon Fiber Composite Hammer Tacker
DWHT75900



SPECIFICATIONS

Housing Material	Carbon Fiber Composite
Tool Weight (Tool only)	1.8 lbs
Compatible Fasteners	Heavy-Duty Staples 5/16" - 1/2"

ELECTRONIC STAPLERS

5-in-1 Electronic Staple Gun
DWH75021



SPECIFICATIONS

Housing Material	Nylon Composite Resin
Compatible Fasteners	Heavy-Duty Staples 1/4" - 9/16"
	Narrow Crown Staples 5/16" - 1/2"
	Cable Staples 3/8" - 9/16"
	18 GA Headless Pin Nails 5/8"
	18 GA Brad Nails 1/2" - 5/8"

Heavy-Duty Staples



HEAVY-DUTY STAPLES

AVAILABLE	LENGTH	QTY
DWHTTA7045	1/4"	5000
DWHTTA7055	5/16"	5000
DWHTTA7065	3/8"	5000
DWHTTA7085	1/2"	5000

Compatible With:
DeWALT®, Stanley®, Bostitch®, and Arrow® Heavy-Duty Tackers.

RIVETERS & RIVETS

Heavy-Duty Swivel Head Riveter
DWH7MR77C



SPECIFICATIONS

Fastener Type	Aluminum, Steel
Fastener Length	3/32", 1/8", 5/32", 3/16"
Head Type	360° Swivel
Includes	Nose Piece Wrench

120-pc. Rivet Assortment Pack
DWH75099



SPECIFICATIONS

Fastener Type	Aluminum, Steel
Includes	Steel Rivets: (25) 1/8" x 1/8" (20) 1/8" x 1/4" (15) 1/8" x 3/8"
	Aluminum Rivets: (25) 1/8" x 1/8" (20) 1/8" x 1/4" (15) 1/8" x 3/8"
	Organizer Case

GLUE GUNS & GLUE STICKS

Rapid Heat Ceramic Glue Gun
DWH7GR50



SPECIFICATIONS

Heating Chamber	Ceramic
Glue Stick Diameter	0.45"
Glue Stick Rating	Dual, Hot Melt
Tool Weight	1.0 lbs

Professional Rapid Heat Ceramic Glue Gun
DWH75098



SPECIFICATIONS

Heating Chamber	Ceramic
Glue Stick Diameter	0.45"
Glue Stick Rating	Low, Dual, Hot Melt
Tool Weight	1.6 lbs

6-pc. Super Strength Dual Melt Glue Sticks
DWH75097



SPECIFICATIONS

Glue Stick Diameter	0.45"
Glue Stick Rating	Dual

LOCKING C-CLAMPS

7" Locking C-Clamp with Swivel Tip

DWHT75841



SPECIFICATIONS

Jaw Capacity	3-17/32"
Jaw Thickness	13/16"
Throat Height	3-3/4"
Throat Depth	2-9/16"
Tool Height	3-17/32"
Tool Length	6-11/16"
Tool Weight	0.6 lbs

12" Locking C-Clamp

DWHT75842



SPECIFICATIONS

Jaw Capacity	5-29/32"
Jaw Thickness	9/16"
Throat Height	2-7/16"
Throat Depth	1-29/32"
Tool Height	5-5/16"
Tool Length	11-27/54"
Tool Weight	1.9 lbs

TRIGGER CLAMPS

4-1/2" Small Trigger Clamp

DWHT83191



SPECIFICATIONS

Clamp Force	35.0 lbs
Throat Depth	1-1/2"
Spreader Capability	No
Tool Length	4-1/2"
Tool Weight	0.1 lbs

6" Medium Trigger Clamp

DWHT83139



SPECIFICATIONS

Clamp Force	100.0 lbs
Throat Depth	2-7/16"
Spreader Capability	No
Tool Length	6"
Tool Weight	0.8 lbs

12" Medium Trigger Clamp

DWHT83140



SPECIFICATIONS

Clamp Force	100.0 lbs
Throat Depth	2-7/16"
Spreader Capability	No
Tool Length	12"
Tool Weight	1.0 lbs

6" Large Trigger Clamp

DWHT83192



SPECIFICATIONS

Clamp Force	300.0 lbs
Throat Depth	3-1/4"
Spreader Capability	Yes
Tool Length	6"
Tool Weight	1.1 lbs

12" Large Trigger Clamp

DWHT83193



SPECIFICATIONS

Clamp Force	300.0 lbs
Throat Depth	3-1/4"
Spreader Capability	Yes
Tool Length	12"
Tool Weight	1.3 lbs

24" Large Trigger Clamp

DWHT83194



SPECIFICATIONS

Clamp Force	300.0 lbs
Throat Depth	3-1/4"
Spreader Capability	Yes
Tool Length	24"
Tool Weight	3.0 lbs

36" Large Trigger Clamp

DWHT83195



SPECIFICATIONS

Clamp Force	300.0 lbs
Throat Depth	3-1/4"
Spreader Capability	Yes
Tool Length	36"
Tool Weight	3.0 lbs

12" Extra Large Trigger Clamp

DWHT83185



SPECIFICATIONS

Clamp Force	600.0 lbs
Throat Depth	3-3/4"
Spreader Capability	Yes
Tool Length	12"
Tool Weight	1.9 lbs

24" Extra Large Trigger Clamp

DWHT83186



SPECIFICATIONS

Clamp Force	600.0 lbs
Throat Depth	3-3/4"
Spreader Capability	Yes
Tool Length	24"
Tool Weight	3.0 lbs

36" Extra Large Trigger Clamp

DWHT83187



SPECIFICATIONS

Clamp Force	600.0 lbs
Throat Depth	3-3/4"
Spreader Capability	Yes
Tool Length	36"
Tool Weight	4.9 lbs

50" Extra Large Trigger Clamp

DWHT83188



SPECIFICATIONS

Clamp Force	600.0 lbs
Throat Depth	3-3/4"
Spreader Capability	Yes
Tool Length	50"
Tool Weight	5.3 lbs

SQUARES

7" Premium Rafter Square
DWHT46031



SPECIFICATIONS

Tool Material	Aluminum
Blade Length	7"
Tool Weight	1.0 lbs

12" Premium Rafter Square
DWHT46032



SPECIFICATIONS

Tool Material	Aluminum
Blade Length	12"
Tool Weight	1.3 lbs

POCKET TAPE MEASURES

9 ft Magnetic Pocket Tape Measure
DWHT33028



SPECIFICATIONS

Tape Length	9 ft
Tape Width	1/2"
Blade Coating	Tylon
Scale	SAE
Blade Lock	Yes
Belt Clip	Yes
Tool Weight	0.2 lbs

SHORT TAPE MEASURES

25 ft Tape Measure
DWHT36107



SPECIFICATIONS

Tape Length	25 ft
Tape Width	1-1/8"
Standout	10 ft
Blade Coating	Heavy-Duty
Scale	SAE
Blade Lock	Standard
Belt Clip	Yes
Tool Weight	1.2 lbs

30 ft Tape Measure
DWHT36109



SPECIFICATIONS

Tape Length	30 ft
Tape Width	1-1/8"
Standout	10 ft
Blade Coating	Heavy-Duty
Scale	SAE
Blade Lock	Standard
Belt Clip	Yes
Tool Weight	1.3 lbs

25 ft Engineer's Scale
Tape Measure
DWHT36066S



SPECIFICATIONS

Tape Length	25 ft
Tape Width	1-1/8"
Standout	10 ft
Blade Coating	Heavy-Duty
Scale	SAE, Engineer's Scale
Blade Lock	Standard
Belt Clip	Yes
Tool Weight	1.2 lbs

16 ft Tape Measure
DWHT36105



SPECIFICATIONS

Tape Length	16 ft
Tape Width	1-1/8"
Standout	10 ft
Blade Coating	Heavy-Duty
Scale	SAE
Blade Lock	Standard
Belt Clip	Yes
Tool Weight	0.8 lbs

8 m / 26 ft Tape Measure
DWHT36027



SPECIFICATIONS

Tape Length	8 m / 26 ft
Tape Width	1-1/8"
Standout	10 ft
Blade Coating	Heavy-Duty
Scale	Metric, SAE
Blade Lock	Standard
Belt Clip	Yes
Tool Weight	1.2 lbs

XP™ SHORT TAPE MEASURES

25 ft XP™ Tape Measure

DWHT36225S



SPECIFICATIONS

Tape Length	25 ft
Tape Width	1-1/4"
Standout	13 ft Straighter* *Compared to DWHT33975S
Blade Coating	XP™ Extreme Performance
Thermoplastic Hook Protection	9"
Scale	SAE
Blade Lock	Standard
Belt Clip	Yes
Tool Weight	1.4 lbs

8 m / 26 ft XP™ Tape Measure

DWHT36226S



SPECIFICATIONS

Tape Length	8 m / 26 ft
Tape Width	1-1/4"
Standout	13 ft Straighter* *Compared to DWHT33991S
Blade Coating	XP™ Extreme Performance
Thermoplastic Hook Protection	9"
Scale	Metric, SAE
Blade Lock	Standard
Belt Clip	Yes
Tool Weight	1.6 lbs

35 ft XP™ Tape Measure

DWHT36235S



SPECIFICATIONS

Tape Length	35 ft
Tape Width	1-1/4"
Standout	13 ft Straighter* *Compared to DWHT33976S
Blade Coating	XP™ Extreme Performance
Thermoplastic Hook Protection	9"
Scale	Standard
Blade Lock	Yes
Belt Clip	Yes
Tool Weight	2.0 lbs

PREMIUM SHORT TAPE MEASURES

16 ft Premium Tape Measure with Magnetic Hook

DWHT33924S



SPECIFICATIONS

Tape Length	16 ft
Tape Width	1-1/4"
Standout	13 ft
Blade Coating	Heavy-Duty
Thermoplastic Hook Protection	6"
Scale	SAE
Blade Lock	Standard
Belt Clip	Yes
Tool Weight	1.0 lbs

25 ft Premium Tape Measure with Magnetic Hook

DWHT33975S



SPECIFICATIONS

Tape Length	25 ft
Tape Width	1-1/4"
Standout	13 ft
Blade Coating	Heavy-Duty
Thermoplastic Hook Protection	6"
Scale	SAE
Blade Lock	Standard
Belt Clip	Yes
Tool Weight	1.3 lbs

8 m / 26 ft Premium Tape Measure with Magnetic Hook

DWHT33991S



SPECIFICATIONS

Tape Length	8 m / 26 ft
Tape Width	1-1/4"
Standout	13 ft
Blade Coating	Heavy-Duty
Thermoplastic Hook Protection	6"
Scale	Metric, SAE
Blade Lock	Standard
Belt Clip	Yes
Tool Weight	1.5 lbs

35 ft Premium Tape Measure with Magnetic Hook

DWHT33976S



SPECIFICATIONS

Tape Length	35 ft
Tape Width	1-1/4"
Standout	13 ft
Blade Coating	Heavy-Duty
Thermoplastic Hook Protection	6"
Scale	SAE
Blade Lock	Standard
Belt Clip	Yes
Tool Weight	1.8 lbs

FIBERGLASS LONG TAPE MEASURES

100 ft Open Reel Fiberglass Long Tape Measure

DWHT34039



SPECIFICATIONS

Tape Length	100 ft
Tape Width	1/2"
Gear Ratio	3:1
Scale	SAE, Engineer's Scale
Double Sided Print	Yes
Belt Clip	No
Tool Weight	2.0 lbs

100 ft Open Reel Fiberglass Long Tape Measure

DWHT34145



SPECIFICATIONS

Tape Length	100 ft
Tape Width	3/4"
Gear Ratio	3:1
Scale	SAE, Engineer's Scale
Double Sided Print	Yes
Belt Clip	No
Tool Weight	2.7 lbs

FIBERGLASS LONG TAPE MEASURES

300 ft Open Reel Fiberglass Long Tape Measure

DWHT34049



SPECIFICATIONS

Tape Length	300 ft
Tape Width	1/2"
Gear Ratio	3:1
Scale	SAE, Engineer's Scale
Double Sided Print	Yes
Belt Clip	No
Tool Weight	3.8 lbs

30m / 100 ft Open Reel Fiberglass Long Tape Measure

DWHT34146



SPECIFICATIONS

Tape Length	100 ft
Tape Width	3/4"
Gear Ratio	3:1
Scale	Metric, SAE
Double Sided Print	Yes
Blade Lock	Yes
Tool Weight	2.7 lbs

STEEL LONG TAPE MEASURES

100 ft Auto-Retractable Long Tape Measure

DWHT34201



SPECIFICATIONS

Tape Length	100 ft
Tape Width	3/8"
Blade Coating	Lacquer
Scale	SAE
Blade Lock	Yes
Belt Clip	Yes
Tool Weight	2.2 lbs

100 ft Close Case Long Tape Measure

DWHT34036L



SPECIFICATIONS

Tape Length	100 ft
Tape Width	3/8"
Gear Ratio	5:1
Blade Coating	Lacquer
Scale	SAE
Blade Lock	No
Belt Clip	Yes
Tool Weight	1.2 lbs

CHALK REELS

3:1 Single Chalk Reel

DWHT47372



SPECIFICATIONS

Line Length	100 ft
Line Thickness	1 mm
Gear Ratio	3:1
Integrated Clutch	Yes
Tool Width	2-1/2"
Tool Length	6-3/5"
Tool Weight	0.7 lbs

6:1 Single Chalk Reel

DWHT47375



SPECIFICATIONS

Line Length	100 ft
Line Thickness	1 mm
Housing Material	Aluminum
Gear Ratio	6:1
Integrated Clutch	Yes
Tool Width	2-1/2"
Tool Length	6-5/8"
Tool Weight	1.0 lbs

3:1 Single Chalk Reel with Red Chalk

DWHT47374L



SPECIFICATIONS

Line Length	100 ft
Line Thickness	1 mm
Gear Ratio	3:1
Integrated Clutch	Yes
Tool Width	2-1/2"
Tool Length	6-3/5"
Tool Weight	0.7 lbs
Includes	4 oz. Red Chalk

6:1 Single Chalk Reel with Red Chalk

DWHT47376L



SPECIFICATIONS

Line Length	100 ft
Line Thickness	1 mm
Housing Material	Aluminum
Gear Ratio	6:1
Integrated Clutch	Yes
Tool Width	2-1/2"
Tool Length	6-5/8"
Tool Weight	1.0 lbs
Includes	4 oz. Red Chalk

3:1 Single Chalk Reel with Blue Chalk

DWHT47373L



SPECIFICATIONS

Line Length	100 ft
Line Thickness	1 mm
Gear Ratio	3:1
Integrated Clutch	Yes
Chalk Permanence	Level 1
Tool Width	2-1/2"
Tool Length	7"
Tool Weight	0.7 lbs
Includes	4 oz. Blue Chalk

Cast Aluminum Chalk Reel

DWHT47256



SPECIFICATIONS

Line Length	100 ft
Housing Material	Aluminum
Tool Weight	1.0 lbs

CHALK REELS

Large Capacity Chalk Wheel

DWHT47415



SPECIFICATIONS

Line Length	150 ft
Gear Ratio	2:1
Chalk Capacity	1 lb
Tool Weight	2.0 lbs

6:1 Aluminum Chalk Reel

DWHT47399



SPECIFICATIONS

Line Length	100ft
Housing Material	Aluminum
Gear Ratio	6:1
Tool Weight	1.0 lbs

6:1 Aluminum Chalk Reel Kit

DWHT47408



SPECIFICATIONS

Line Length	100ft
Housing Material	Aluminum
Gear Ratio	6:1
Tool Weight	1.0 lbs
Includes	4 oz Red Chalk

CHALK REELS REFILLS



Chalk Reel Refills

DWHT47079L DWHT47076L DWHT47048L DWHT47056L DWHT47069L



DWHT47058 DWHT47062 DWHT47057 DWHT47059



AVAILABLE		PERMANENCE LEVEL
DWHT47079L	8 oz Violet Chalk	0
DWHT47049L	8 oz Blue Chalk	1
DWHT47058	2.5 lbs Blue Chalk	1
DWHT47062	5.0 lbs Blue Chalk	1
DWHT47076L	8 oz Orange Chalk	2
DWHT47255L	4 oz Red Chalk	3
DWHT47048L	8 oz Red Chalk	3
DWHT47057	2.5 lbs Red Chalk	3
DWHT47059	5.0 lbs Red Chalk	3
DWHT47056L	8 oz Black Chalk	3
DWHT47069L	8 oz Permanent Red Chalk	4
DWHT72716	2.5 lbs Red Chalk	4

LEVELS

9" Magnetic Torpedo Level
DWHT43003



SPECIFICATIONS	
# of Hand Holes	0
Magnetic	Yes
Body Material	Aluminum
Level Style	Torpedo
# of Vials	3
Tool Length	9-7/10"
Tool Weight	0.4 lbs

24" Box Beam Level
DWHT43224



SPECIFICATIONS	
# of Hand Holes	1
Magnetic	No
Body Material	Aluminum
Level Style	Box Beam
# of Vials	3
Tool Length	24"
Tool Weight	1.9 lbs

24" Premium I-Beam Level
DWHT42151



SPECIFICATIONS	
# of Hand Holes	1
Magnetic	No
Body Material	Aluminum
Level Style	I-Beam
# of Vials	3
Tool Length	24"
Tool Weight	1.1 lbs

24" Magnetic Box Beam Level
DWHT43025



SPECIFICATIONS	
# of Hand Holes	1
Magnetic	Yes
Body Material	Aluminum
Level Style	Box Beam
# of Vials	3
Tool Length	24"
Tool Weight	1.9 lbs

24" Magnetic Premium I-Beam Level
DWHT42163



SPECIFICATIONS	
# of Hand Holes	1
Magnetic	Yes
Body Material	Aluminum
Level Style	I-Beam
# of Vials	3
Tool Length	24"
Tool Weight	1.7 lbs

48" Box Beam Level
DWHT43248



SPECIFICATIONS	
# of Hand Holes	2
Magnetic	No
Body Material	Aluminum
Level Style	Box Beam
# of Vials	3
Tool Length	48"
Tool Weight	3.6 lbs

48" Premium I-Beam Level
DWHT42166



SPECIFICATIONS	
# of Hand Holes	2
Magnetic	No
Body Material	Aluminum
Level Style	I-Beam
# of Vials	3
Tool Length	48"
Tool Weight	3.4 lbs

48" Magnetic Box Beam Level
DWHT43049



SPECIFICATIONS	
# of Hand Holes	2
Magnetic	Yes
Body Material	Aluminum
Level Style	Box Beam
# of Vials	3
Tool Length	48"
Tool Weight	3.6 lbs

48" Magnetic Premium I-Beam Level
DWHT42167



SPECIFICATIONS	
# of Hand Holes	2
Magnetic	No
Body Material	Aluminum
Level Style	I-Beam
# of Vials	3
Tool Length	48"
Tool Weight	3.4 lbs

72" Box Beam Level
DWHT43172



SPECIFICATIONS	
# of Hand Holes	2
Magnetic	No
Body Material	Aluminum
Level Style	Box Beam
# of Vials	3
Tool Length	72"
Tool Weight	5.1 lbs

72" Premium I-Beam Level
DWHT42169



SPECIFICATIONS	
# of Hand Holes	2
Magnetic	Yes
Body Material	Aluminum
Level Style	I-Beam
# of Vials	3
Tool Length	72"
Tool Weight	5.1 lbs

78" Magnetic Box Beam Level
DWHT43079



SPECIFICATIONS	
# of Hand Holes	2
Magnetic	Yes
Body Material	Aluminum
Level Style	Box Beam
# of Vials	3
Tool Length	78"
Tool Weight	5.6 lbs

78" Magnetic Premium I-Beam Level
DWHT42170



SPECIFICATIONS	
# of Hand Holes	2
Magnetic	Yes
Body Material	Aluminum
Level Style	I-Beam
# of Vials	3
Tool Length	78"
Tool Weight	5.1 lbs

SEE IT. BELIEVE IT.

DEWALT has a robust line of easy-to-use electronic tools, ranging from lasers to laser distance measurers and now stud sensors. As always, each is Guaranteed Tough® to deliver the durability you expect from the trusted DEWALT name. Built with intuitive design, these tools are ready to go right out of the box to help you save time and enhance profitability.



12V MAX* & COMPATIBLE LASER LEVELS

Cross Line Red Laser

DW088LR



SPECIFICATIONS

Battery Type	12V MAX* Lithium Ion or AA Batteries
Laser Type / Color	Line / Red
Working Range	165 ft with Detector
Accuracy	+/- 1/8" at 30 ft
Laser Class	2
Runtime**	12 hrs
# of Lines	2
Locking Pendulum	Yes
Tool Weight	7.9 lbs

Includes (4) AA Batteries, Extended Bracket, Starter Pack, Enhancement Plate, Target Card, Glasses, and TSTAK® Case

Cross Line Green Laser

DW088LG



SPECIFICATIONS

Battery Type	12V MAX* Lithium Ion
Laser Type / Color	Line / Green
Working Range	165 ft with Detector
Accuracy	+/- 1/8" at 30 ft
Laser Class	2
Runtime**	7 hrs
# of Lines	2
Locking Pendulum	Yes
Tool Weight	8.7 lbs

Includes (1) 12V MAX* Lithium Ion Battery (2.0Ah), Charger, Extended Bracket, Starter Pack, Enhancement Plate, Target Card, Glasses, and TSTAK® Case

5 Spot Red Laser

DW085LR



SPECIFICATIONS

Battery Type	12V MAX* Lithium Ion or AA Batteries
Laser Type / Color	Spot / Red
Working Range	100 ft without Detector
Accuracy	+/- 1/8" at 50 ft
Laser Class	2
Runtime**	40 hrs
# of Spots	5
Locking Pendulum	Yes
Tool Weight	8.2 lbs

Includes (4) AA Batteries, Extended Bracket, Starter Pack, Enhancement Plate, Target Card, Glasses, and TSTAK® Case

5-Spot Green Laser

DW085LG



SPECIFICATIONS

Battery Type	12V MAX* Lithium Ion
Laser Type / Color	Spot / Green
Working Range	150 ft without Detector
Accuracy	+/- 1/8" at 50 ft
Laser Class	2
Runtime**	40 hrs
# of Spots	5
Locking Pendulum	Yes
Tool Weight	7.9 lbs

Includes (1) 12V MAX* Lithium Ion Battery (2.0Ah), Charger, Extended Bracket, Starter Pack, Enhancement Plate, Target Card, Glasses, and TSTAK® Case

12V MAX* & COMPATIBLE LASER LEVELS

2 Spot + Cross Line Red Laser

DW0822LR



SPECIFICATIONS

Battery Type	12V MAX* Lithium Ion or AA Batteries
Laser Type / Color	Combination / Red
Working Range	165 ft with Detector
Accuracy	+/- 1/8" at 30 ft
Laser Class	2
Runtime**	10 hrs
# of Spots / Lines	2 Spots / 2 Lines
Locking Pendulum	Yes
Tool Weight	6.0 lbs
Includes	(4) AA Batteries, Extended Bracket, Starter Pack, Enhancement Plate, Target Card, Glasses, and TSTAK® Case

2 Spot + Cross Line Green Laser

DW0822LG



SPECIFICATIONS

Battery Type	12V MAX* Lithium Ion
Laser Type / Color	Combination / Green
Working Range	165 ft with Detector
Accuracy	+/- 1/8" at 30 ft
Laser Class	2
Runtime**	2 hrs
# of Spots / Lines	2 Spots / 2 Lines
Locking Pendulum	Yes
Tool Weight	6.5 lbs
Includes	(1) 12V MAX* Lithium Ion Battery (2.0Ah), Charger, Extended Bracket, Starter Pack, Enhancement Plate, Target Card, Glasses, and TSTAK® Case

3 x 360° Red Laser

DW089LR



SPECIFICATIONS

Battery Type	12V MAX* Lithium Ion or AA Batteries
Laser Type / Color	Line / Red
Working Range	165 ft with Detector
Accuracy	+/- 1/8" at 30 ft
Laser Class	2
Runtime**	3 hrs
# of Lines	3
Locking Pendulum	Yes
Tool Weight	9.1 lbs
Includes	(4) AA Batteries, Extended Bracket, Starter Pack, Enhancement Plate, Target Card, Glasses, and TSTAK® Case

3 x 360° Green Laser

DW089LG



SPECIFICATIONS

Battery Type	12V MAX* Lithium Ion
Laser Type / Color	Line / Green
Working Range	165 ft with Detector
Accuracy	+/- 1/8" at 30 ft
Laser Class	2
Runtime**	5 hrs
# of Lines	3
Locking Pendulum	Yes
Tool Weight	8.1 lbs
Includes	(1) 12V MAX* Lithium Ion Battery (2.0Ah), Charger, Extended Bracket, Starter Pack, Enhancement Plate, Target Card, Glasses, and TSTAK® Case

2 x 360° Red Laser

DW0811LR



SPECIFICATIONS

Battery Type	12V MAX* Lithium Ion or AA Batteries
Laser Type / Color	Line / Red
Working Range	165 ft with Detector
Accuracy	+/- 1/8" at 30 ft
Laser Class	2
Runtime**	3 hrs
# of Lines	2
Locking Pendulum	Yes
Tool Weight	8.0 lbs
Includes	(4) AA Batteries, Extended Bracket, Starter Pack, Enhancement Plate, Target Card, Glasses, and TSTAK® Case

2 x 360° Green Laser

DW0811LG



SPECIFICATIONS

Battery Type	12V MAX* Lithium Ion or AA Batteries
Laser Type / Color	Line / Green
Working Range	165 ft with Detector
Accuracy	+/- 1/8" at 30 ft
Laser Class	2
Runtime**	3 hrs
# of Lines	2
Locking Pendulum	Yes
Tool Weight	8.0 lbs
Includes	(1) 12V MAX* Lithium Ion Battery (2.0Ah), Extended Bracket, Starter Pack, Enhancement Plate, Target Card, Glasses, and TSTAK® Case

5 Spot + Cross Line Red Laser

DW0825LR



SPECIFICATIONS

Battery Type	12V MAX* Lithium Ion or AA Batteries
Laser Type / Color	Combination / Red
Working Range	165 ft with Detector
Accuracy	+/- 1/8" at 30 ft
Laser Class	2
Runtime**	9 hrs
# of Spots / Lines	5 Spots / 2 Lines
Locking Pendulum	Yes
Tool Weight	6.0 lbs
Includes	(4) AA Batteries, Extended Bracket, Starter Pack, Enhancement Plate, Target Card, Glasses, and TSTAK® Case

5 Spot + Cross Line Green Laser

DW0825LG



SPECIFICATIONS

Battery Type	12V MAX* Lithium Ion
Laser Type / Color	Combination / Green
Working Range	165 ft with Detector
Accuracy	+/- 1/8" at 30 ft
Laser Class	2
Runtime**	2 hrs
# of Spots / Lines	5 Spots / 2 Lines
Locking Pendulum	Yes
Tool Weight	6.5 lbs
Includes	(1) 12V MAX* Lithium Ion Battery (2.0Ah), Charger, Extended Bracket, Starter Pack, Enhancement Plate, Target Card, Glasses, and TSTAK® Case

**All spots or lines in use

ALKALINE LASER LEVELS

Cross Line Red Laser Level

DW08802



SPECIFICATIONS

Battery Type	AA Batteries
Laser Type / Color	Line / Red
Working Range	35 ft
Accuracy	+/- 1/4" at 30 ft
Laser Class	2
Runtime**	20 hrs
# of Lines	2
Locking Pendulum	Yes
Tool Weight	8.8 lbs
Includes	(3) AA Batteries, Bracket, and Blow Mold Case

Cross Line Green Laser Level

DW08802CG



SPECIFICATIONS

Battery Type	AA Batteries
Laser Type / Color	Line / Green
Working Range	55 ft
Accuracy	+/- 1/4" at 30 ft
Laser Class	2
Runtime**	10 hrs
# of Lines	2
Locking Pendulum	Yes
Tool Weight	8.8 lbs
Includes	(3) AA Batteries, Bracket, and Blow Mold Case

3-Spot Red Laser Level

DW08302



SPECIFICATIONS

Battery Type	AA Batteries
Laser Type / Color	Spot / Red
Working Range	100 ft
Accuracy	+/- 1/4" at 50 ft
Laser Class	2
Runtime**	20 hrs
# of Spots	3
Locking Pendulum	Yes
Tool Weight	4.3 lbs
Includes	(3) AA Batteries, Bracket, and Blow Mold Case

3-Spot Green Laser Level

DW08302CG



SPECIFICATIONS

Battery Type	AA Batteries
Laser Type / Color	Spot / Green
Working Range	120 ft
Accuracy	+/- 1/4" at 50 ft
Laser Class	2
Runtime**	40 hrs
# of Spots	3
Locking Pendulum	Yes
Tool Weight	4.3 lbs
Includes	(3) AA Batteries, Bracket, and Blow Mold Case

360 Degree+ Vertical Line Red Beam Laser

DW03601



SPECIFICATIONS

Battery Type	AA Batteries
Laser Type / Color	Line / Red
Working Range	65 ft
Accuracy	+/- 1/8" at 30 ft
Laser Class	2
Runtime**	10 hrs
# of Lines	2
Locking Pendulum	Yes
Tool Weight	4.8 lbs
Includes	(4) AA Batteries, Bracket, and Blow Mold Case

360 Degree+ Vertical Line Green Beam Laser

DW03601CG



SPECIFICATIONS

Battery Type	AA Batteries
Laser Type / Color	Line / Green
Working Range	65 ft
Accuracy	+/- 1/8" at 30 ft
Laser Class	2
Runtime**	5 hrs
# of Lines	2
Locking Pendulum	Yes
Tool Weight	4.8 lbs
Includes	(4) AA Batteries, Bracket, and Blow Mold Case

Cross Line Red Laser Level

DW088K



SPECIFICATIONS

Battery Type	AA Batteries
Laser Type / Color	Line / Red
Working Range	165 ft with Detector
Accuracy	+/- 1/8" at 30 ft
Laser Class	2
Runtime**	20 hrs
# of Lines	2
Locking Pendulum	No
Tool Weight	3.6 lbs
Includes	(3) AA Batteries, Bracket, and Blow Mold Case

Cross Line Green Laser Level

DW088CG



SPECIFICATIONS

Battery Type	AA Batteries
Laser Type / Color	Line / Green
Working Range	165 ft with Detector
Accuracy	+/- 1/8" at 30 ft
Laser Class	2
Runtime**	8 hrs
# of Lines	2
Locking Pendulum	Yes
Tool Weight	3.6 lbs
Includes	(3) AA Batteries, Bracket, and Blow Mold Case

3-Spot Red Laser Level

DW083K



SPECIFICATIONS

Battery Type	AA Batteries
Laser Type / Color	Spot / Red
Working Range	100 ft
Accuracy	+/- 1/4" at 100 ft
Laser Class	2
Runtime**	40 hrs
# of Spots	3
Locking Pendulum	No
Tool Weight	2.6 lbs
Includes	(4) AA Batteries, Bracket, and Blow Mold Case

3-Spot Green Laser Level

DW083CG



SPECIFICATIONS

Battery Type	AA Batteries
Laser Type / Color	Spot / Green
Working Range	120 ft
Accuracy	+/- 1/4" at 100 ft
Laser Class	2
Runtime**	15 hrs
# of Spots	3
Locking Pendulum	No
Tool Weight	2.6 lbs
Includes	(4) AA Batteries, Bracket, and Blow Mold Case

ALKALINE LASER LEVELS

5-Spot Red Laser Level
DW085K



SPECIFICATIONS	
Battery Type	AA Batteries
Laser Type / Color	Spot / Red
Working Range	100 ft
Accuracy	+/- 1/4" at 100 ft
Laser Class	2
Runtime**	15 hrs
# of Spots	5
Locking Pendulum	Yes
Tool Weight	8.7 lbs
Includes	(4) AA Batteries, Bracket, and Blow Mold Case

3-Beam Line Red Laser Level
DW089K



SPECIFICATIONS	
Battery Type	AA Batteries
Laser Type / Color	Line / Red
Working Range	165 ft with Detector
Accuracy	+/- 1/8" at 30 ft
Laser Class	2
Runtime**	8 hrs
# of Lines	3
Locking Pendulum	Yes
Tool Weight	4.2 lbs
Includes	(4) AA Batteries, Ceiling Bracket, and Blow Mold Case

5-Spot and Horizontal Line Red Laser Level
DW0851



SPECIFICATIONS	
Battery Type	AA Batteries
Laser Type / Color	Combination / Green
Working Range	165 ft with Detector
Accuracy	+/- 1/8" at 30 ft
Laser Class	2
Runtime**	16 hrs
# of Spots / Lines	5 Spots / 1 Line
Locking Pendulum	Yes
Tool Weight	3.0 lbs
Includes	(3) AA Batteries, Bracket, and Blow Mold Case

Cross Line and Plumb Spot Red Laser Level
DW0822



SPECIFICATIONS	
Battery Type	AA Batteries
Laser Type / Color	Combination / Red
Working Range	165 ft with Detector
Accuracy	+/- 1/8" at 30 ft
Laser Class	2
Runtime**	8 hrs
# of Spots / Lines	2 Spots / 2 Lines
Locking Pendulum	Yes
Tool Weight	3.3 lbs
Includes	(3) AA Batteries, Bracket, and Blow Mold Case

3-Beam Line Red Laser Level
DW089CG



SPECIFICATIONS	
Battery Type	AA Batteries
Laser Type / Color	Line / Green
Working Range	165 ft with Detector
Accuracy	+/- 1/8" at 30 ft
Laser Class	2
Runtime**	8 hrs
# of Lines	3
Locking Pendulum	Yes
Tool Weight	4.2 lbs
Includes	(4) AA Batteries, Ceiling Bracket, and Blow Mold Case



HAND TOOLS • AUTOMOTIVE • STORAGE

**All spots or lines in use

LASER LEVEL COMBO KITS

Green Line & Spot Laser Level Combo Kit

DW0883CG



SPECIFICATIONS

Battery Type	AA Batteries
Line Laser	DW088CG
Spot Laser	DW083CG
Includes	DW088CG Green Line Laser, DW083CG Green Spot Laser, (2) AA Batteries, Bracket, Enhancement Glasses, Target Card, and Blow Mold Case

Green Line Laser Level & 100 ft Laser Distance Measurer Combo Kit

DW0889CG



SPECIFICATIONS

Battery Type	AA Batteries, AAA Batteries
Line Laser	DW088CG
Distance Measurer	DW099E
Includes	DW088CG Green Line Laser, DW099E Laser Distance Measurer, (2) AA Batteries, (2) AAA Batteries, Bracket, Wrist Strap, Enhancement Glasses, Target Card, and Blow Mold Case

Green 3-Spot Laser & 100 ft Distance Measurer Combo Kit

DW0839CG



SPECIFICATIONS

Battery Type	AA Batteries, AAA Batteries
Line Laser	DW083CG
Spot Laser	DW099E
Includes	DW083CG Green Spot Laser, DW099E Laser Distance Measurer, (2) AA Batteries, (2) AAA Batteries, Bracket, Wrist Strap, Enhancement Glasses, Target Card, and Blow Mold Case

ROTARY LASERS

Alkaline Red Rotary Laser Kit

DW074KD



SPECIFICATIONS

Battery Type	Alkaline
Laser Type / Color	Rotary / Red
Working Range	1500 ft
Accuracy	+/- 1/4" at 100 ft
Laser Class	3
# of Speed Settings	2
Rotation Speed	60/600 rpm
# of Spots	1
# of Slopes	1
IP Rating	54
Runtime**	30 hrs
Tool Weight (Tool only)	4.5 lbs
Includes	(2) D Batteries, (1) 9V Battery, DW0742 Detector and Clamp, DW0740 Wall Mount, Target Card, and Kit Bag

Red Rotary Laser Kit

DW074LR



SPECIFICATIONS

Battery Type	20V MAX* Lithium Ion Battery
Laser Type / Color	Rotary / Red
Working Range	1500 ft
Accuracy	+/- 1/8" at 100 ft
Laser Class	3
# of Speed Settings	4
Rotation Speed	150/300/600/1200 rpm
# of Spots	1
# of Slopes	1
IP Rating	54
Runtime†	Up to 96 hrs
Tool Weight (Tool only)	2.0 lbs
Includes	(1) 20V MAX* Lithium Ion Battery (2.0 Ah), Charger, Detector, 5/8" Tripod Adapter, Target Card, Enhancement Glasses, Ceiling Bracket, Detector Bracket, and TSTAK® Case
Also Available	DW074LRT Also Includes: Tripod DW074LRTR Also Includes: Tripod and Rod

ROTARY LASERS

Tough Red Rotary Laser Kit

DW079LR



SPECIFICATIONS

Battery Type	20V MAX* Lithium Ion Battery
Laser Type / Color	Rotary / Red
Working Range	2000 ft
Accuracy	+/- 1/16" at 100 ft
Laser Class	3
# of Speed Settings	4
Rotation Speed	150/300/600/1200 rpm
# of Spots	2
# of Slopes	2
IP Rating	67
Runtime*	Up to 96 hrs
Tool Weight (Tool only)	2.0 lbs
Includes	(1) 20V MAX* Lithium Ion Battery (2.0 Ah), Charger, Detector, 5/8" Tripod Adapter, Target Card, Enhancement Glasses, Ceiling Bracket, Detector Bracket, and TSTAK® Case
Also Available	DW079LRT Also Includes: Tripod DW079LRT Also Includes: Tripod and Rod

Tough Green Rotary Laser Kit

DW079LG



SPECIFICATIONS

Battery Type	20V MAX* Lithium Ion Battery
Laser Type / Color	Rotary / Green
Working Range	2000 ft
Accuracy	+/- 1/16" at 100 ft
Laser Class	3
# of Speed Settings	4
Rotation Speed	150/300/600/1200 rpm
# of Spots	2
# of Slopes	2
IP Rating	67
Runtime*	Up to 96 hrs
Tool Weight (Tool only)	2.0 lbs
Includes	(1) 20V MAX* Lithium Ion Battery (2.0 Ah), Charger, Detector, 5/8" Tripod Adapter, Target Card, Enhancement Glasses, Ceiling Bracket, Detector Bracket, and TSTAK® Case
Also Available	DW079LGT Also Includes: Tripod DW079LGT Also Includes: Tripod and Rod

20V MAX* Tool Connect™ Green Tough Rotary Laser

DW080LGS



SPECIFICATIONS

Battery Type	20V MAX* Lithium Ion Battery
Laser Type / Color	Rotary / Green
Working Range	2000 ft
Accuracy	+/- 1/16" at 100 ft
Laser Class	3
# of Speed Settings	4
Rotation Speed	150/300/600/1200 rpm
# of Spots	2
# of Slopes	2
IP Rating	67
Runtime*	Up to 96 hrs
Tool Weight (Tool only)	2.0 lbs
Includes	(1) 20V MAX* Lithium Ion Battery (2.0 Ah), Charger, Detector, 5/8" Tripod Adapter, 5/8" Bracket Adapter, Target Card, Enhancement Glasses, Ceiling Bracket, Detector Bracket, and TSTAK® Case
Also Available	DW080LGST Also Includes: Tripod DW080LGST Also Includes: Tripod and Rod

20V MAX* Tool Connect™ Red Tough Rotary Laser

DW080LRS



SPECIFICATIONS

Battery Type	20V MAX* Lithium Ion Battery
Laser Type / Color	Rotary / Red
Working Range	2000 ft
Accuracy	+/- 1/16" at 100 ft
Laser Class	3
# of Speed Settings	4
Rotation Speed	150/300/600/1200 rpm
# of Spots	2
# of Slopes	2
IP Rating	67
Runtime*	Up to 96 hrs
Tool Weight (Tool only)	2.0 lbs
Includes	(1) 20V MAX* Lithium Ion Battery (2.0 Ah), Charger, Detector, 5/8" Tripod Adapter, 5/8" Bracket Adapter, Target Card, Enhancement Glasses, Ceiling Bracket, Detector Bracket, and TSTAK® Case
Also Available	DW080LRST Also Includes: Tripod DW080LRST Also Includes: Tripod and Rod



HAND TOOLS • AUTOMOTIVE • STORAGE

*All spots or lines in use, using DCB203 Lithium Ion Battery (2.0 Ah)

LASER DISTANCE MEASURERS

30 ft Pocket Laser Distance Measurer

DW030PL



SPECIFICATIONS

Battery Type	Lithium Ion Battery
Laser Color	Red
Working Range	30 ft
Accuracy	+/- 1/4" at 30 ft
Laser Class	2
Tool Weight	0.2 lbs
Includes	USB Charging Cable and Wrist Strap

Tool Connect™ 100 ft Laser Distance Measurer

DW099S



SPECIFICATIONS

Battery Type	AAA
Laser Color	Red
Working Range	100 ft
Accuracy	+/- 3/32" at 30 ft
Laser Class	2
Tool Weight	0.3 lbs
Includes	(2) AAA Batteries

65 ft Laser Distance Measurer

DW065E



SPECIFICATIONS

Battery Type	AAA Batteries
Laser Color	Red
Working Range	65 ft
Accuracy	+/- 1/8" at 30 ft
Laser Class	2
Tool Weight	0.4 lbs
Includes	(2) AAA Batteries

100 ft Laser Distance Measurer

DW099E



SPECIFICATIONS

Battery Type	AAA Batteries
Laser Color	Red
Working Range	100 ft
Accuracy	+/- 3/32" at 30 ft
Laser Class	2
Tool Weight	0.3 lbs
Includes	(2) AAA Batteries

165 ft Bluetooth® Laser Distance Measurer

DW0165S



SPECIFICATIONS

Battery Type	AAA
Laser Color	Red
Working Range	165 ft
Accuracy	+/- 1/16" at 30 ft
Laser Class	2
Tool Weight	0.1 lbs
Includes	(3) AAA Batteries

330 ft Bluetooth® Laser Distance Measurer

DW0330S



SPECIFICATIONS

Battery Type	AAA
Laser Color	Red
Working Range	330 ft
Accuracy	+/- 1/16" at 30 ft
Laser Class	2
Tool Weight	0.1 lbs
Includes	(3) AAA Batteries

165 ft Laser Distance Measurer

DW0165



SPECIFICATIONS

Battery Type	AAA
Laser Color	Red
Working Range	165 ft
Accuracy	+/- 1/16" at 30 ft
Laser Class	2
Tool Weight	0.1 lbs
Includes	(3) AAA Batteries



LASER ATTACHMENTS & ACCESSORIES

Camera Tripod

DW0881T



SPECIFICATIONS

Max Open Height	67"
Min Closed Height	24"
Thread Mount	1/4" x 20
Circle Vial	Yes
Material	Plastic, Metal
Tool Weight	5.0 lbs
Includes	Storage Bag

5/8" Construction Tripod

DW0737



SPECIFICATIONS

Max Open Height	62-1/2"
Min Closed Height	38"
Thread Mount	5/8-11 1/4" x 20 (with Adapter)
Circle Vial	Yes
Material	Metal
Tool Weight	7.0 lbs
Includes	1/4" x 20 Adapter

LASER ATTACHMENTS & ACCESSORIES

5/8" Construction Tripod
DW0736



SPECIFICATIONS

Max Open Height	68"
Min Closed Height	41"
Thread Mount	5/8-11
Circle Vial	Yes
Material	Metal
Tool Weight	11.5 lbs

Laser Mounting Pole
DW0882



SPECIFICATIONS

Max Open Height	10 ft
Thread Mount	1/4" x 20
Tool Weight	4.4 lbs
Includes	Pole, Laser Mount

Target Cards



SPECIFICATIONS

Available	DW0730 Includes: Red Laser Target Card
	DW0730G Includes: Green Laser Target Card

Elevated Construction Camera Tripod
DW0733



SPECIFICATIONS

Max Open Height	97.5"
Min Closed Height	38.25"
Thread Mount	1/4" x 20
Circle Vial	Yes
Material	Plastic, Metal
Tool Weight	9.97 lbs
Includes	Storage Bag

Line Laser Detectors



SPECIFICATIONS

Available	DW0892 Includes: Red Laser Line Detector, Heavy-Duty Detector Clamp, 9V Battery
	DW0892G Includes: Green Laser Line Detector, Heavy-Duty Detector Clamp, 9V Battery

Enhancement Glasses



SPECIFICATIONS

Available	DW0714 Includes: Red Enhancement Glasses
	DW0714G Includes: Green Enhancement Glasses

5/8" Laser Grade Adaptor
DW0738GA



SPECIFICATIONS

Min Angle	0
Max Angle	90
Thread Mount	5/8"-11
Circle Vial	No
Material	Plastic, Metal
Tool Weight	2.11 lbs
Includes	NA

5/8" Elevated Construction Tripod
DW0735



SPECIFICATIONS

Max Open Height	111"
Min Closed Height	47"
Thread Mount	5/8"-11
Circle Vial	Yes
Material	Plastic, Metal
Tool Weight	15.93 lbs
Includes	Storage Bag

STUD FINDERS

3/4" Stud Finder
DW0100



SPECIFICATIONS

Battery Type	AAA
Sensing Depth	3/4"
Material Sensed	Metal, Wood, AC
Calibration	Auto
Detection Style	Center
Tool Weight	0.1 lbs
Includes	(2) AAA Batteries

1-1/2" Stud Finder
DW0150



SPECIFICATIONS

Battery Type	AAA
Sensing Depth	1-1/2"
Material Sensed	Metal, Wood, AC
Calibration	Auto
Detection Style	Center
Tool Weight	0.1 lbs
Includes	(2) AAA Batteries



OPTICAL LEVELS

20x Builder's Level
DW090K



SPECIFICATIONS	
Leveling Type	Manual
Working Range	200 ft
Accuracy	+/- 1/4" at 100 ft
Optical Zoom	20x
Stadia Ratio	1:100
Tool Weight	23.0 lbs

20x Builder's Level Kit
DW090PK



SPECIFICATIONS	
Leveling Type	Manual
Working Range	200 ft
Accuracy	+/- 1/4" at 100 ft
Optical Zoom	20x
Stadia Ratio	1:100
Tool Weight	23.0 lbs
Includes	Tripod and 8 ft Grade Rod

20x Transit Level Kit
DW092PK



SPECIFICATIONS	
Leveling Type	Manual
Working Range	200 ft
Accuracy	+/- 1/4" at 100 ft
Optical Zoom	20x
Stadia Ratio	1:100
Tool Weight	22.6 lbs
Includes	Tripod and 8 ft Grade Rod

20x Automatic Level Kit
DW096PK



SPECIFICATIONS	
Leveling Type	Manual
Working Range	300 ft
Accuracy	+/- 1/32" at 100 ft
Optical Zoom	26x
Stadia Ratio	1:100
Tool Weight	22.4 lbs
Includes	Tripod and 8 ft Grade Rod

GRADE RODS

8 ft Grade Rod
DW0748



SPECIFICATIONS	
Max Open Height	8 ft
Min Closed Height	37-1/2"
Increments	1/8"
Units	Feet, Inches
Tool Weight	2.2 lbs

16 ft Grade Rod
DW0734



SPECIFICATIONS	
Max Open Height	16 ft
Min Closed Height	47-1/3"
Increments	1/8"
Units	Feet, Inches
Tool Weight	5.0 lbs

UTILITY KNIVES & BLADES

Fixed Blade, Easy Swivel Open Knife

DWHT10246



SPECIFICATIONS

Blade Storage	Yes
Retractable Blade	Yes
Handle Length	6"
Tool Weight	0.3 lbs

Folding, Fixed Blade Knife

DWHT10916



SPECIFICATIONS

Blade Storage	Yes
Retractable Blade	No
Handle Length	4"
Tool Weight	0.20 lbs

Retractable Knife

DWHT10914



SPECIFICATIONS

Blade Storage	Yes
Retractable Blade	Yes
Handle Length	6.5"
Tool Weight	0.41 lbs

Folding, Fixed Blade, Easy Open Knife

DWHT10427



SPECIFICATIONS

Blade Storage	No
Retractable Blade	No
Handle Length	4.25"
Tool Weight	0.35 lbs

Retractable Knife with Premium Blade Storage

DWHT10046



SPECIFICATIONS

Blade Storage	Yes
Retractable Blade	Yes
Handle Length	6-1/4"
Tool Weight	0.3 lbs

Folding, Fixed Blade, Easy Open Knife with Storage

DWHT10429



SPECIFICATIONS

Blade Storage	Yes
Retractable Blade	No
Handle Length	4.25"
Tool Weight	0.35 lbs

Premium Retractable Knife

DWHT10319



SPECIFICATIONS

Blade Storage	Yes
Retractable Blade	Yes
Handle Length	3-1/2"
Tool Weight	0.5 lbs

Folding, Retractable Knife

DWHT10035L



SPECIFICATIONS

Blade Storage	Yes
Retractable Blade	Yes
Handle Length	6-1/4"
Tool Weight	0.3 lbs

Premium Retractable Knife with Premium Storage

DWHT10295



SPECIFICATIONS

Blade Storage	Yes
Retractable Blade	Yes
Handle Length	4"
Tool Weight	0.6 lbs

Folding, Autoload Knife

DWHT10261



SPECIFICATIONS

Blade Storage	Yes
Retractable Blade	Yes
Handle Length	6-3/4"
Tool Weight	0.4 lbs

Utility Knife Blades



AVAILABLE

DWHT11131	(5) 2-1/2" Carbide Utility Blades
DWHT11131L	(50) 2-1/2" Carbide Utility Blades
DWHT11133	(5) 2-1/2" Drywall Utility Blades
DWHT11133L	(50) 2-1/2" Drywall Utility Blades
DWHT11134	(5) 2-1/2" Roofing Hook Blades
DWHT11005	(50) 2-1/2" Roofing Hook Blades
DWHT11004L	(75) 2-1/2" Heavy-Duty Utility Blades
DWHT11004	(75) 2-1/2" Heavy-Duty Induction Edge Utility Blades
DWHT11010	(10) 2-1/2" Heavy-Duty Induction Edge Utility Blades

Folding, Premium Retractable Knife

DWHT10296



SPECIFICATIONS

Blade Storage	Yes
Retractable Blade	Yes
Handle Length	2-7/16"
Tool Weight	0.5 lbs



POCKET KNIVES

Folding Pocket Knife

DWHT10910



SPECIFICATIONS

Blade Length	3.75"
Handle Length	4.75"
Tool Weight	0.29 lbs

Carbon Fiber Pocket Knife

DWHT10911



SPECIFICATIONS

Blade Length	3.75"
Handle Length	4.75"
Tool Weight	0.32 lbs

Folding Pocket Knife

DWHT10912



SPECIFICATIONS

Blade Length	3.75"
Handle Length	4.75"
Tool Weight	0.32 lbs

Carbon Fiber Pocket Knife

DWHT10314



SPECIFICATIONS

Blade Length	3-1/2"
Handle Length	4-1/2"
Tool Weight	0.4 lbs

SNAP-OFF KNIVES & BLADES

Snap-Off Knife

DWHT10037



SPECIFICATIONS

Blade Length	9 mm
Cutting Points	13
Auto-Locking Slide	Yes
Handle Length	4-1/4"
Tool Weight	0.1 lbs

Snap-Off Knife

DWHT10038



SPECIFICATIONS

Blade Length	18 mm
Cutting Points	8
Auto-Locking Slide	Yes
Handle Length	6"
Tool Weight	0.3 lbs

Snap-Off Knife

DWHT10045



SPECIFICATIONS

Blade Length	25 mm
Cutting Points	7
Auto-Locking Slide	Yes
Handle Length	8"
Tool Weight	0.5 lbs

Snap-Off Knife Blades



AVAILABLE

DWHT11709	(3) 9 mm Blades with 13 Cutting Points
DWHT11719	(3) 18 mm Blades with 8 Cutting Points
DWHT11726	(3) 25 mm Blades with 7 Cutting Points

HACKSAWS & BLADES

5-in-1 Hacksaw

DWHT20547L



SPECIFICATIONS

	Reciprocating Saw Blade 6"
Blade Length	Bi-Metal Hacksaw Blade 12"
Blade Storage	Yes
Throat Depth	4-3/4"
Tool Weight	1.3 lbs


Mini Hacksaw

DWHT20327



SPECIFICATIONS

Blade Length	10", 12"
Adjustable Blade Length	Yes
Handle Material	Bi-Material
Tool Weight	0.3 lbs



Hacksaw Blades



AVAILABLE

PCS

DWHT20548	10" Length, 18 TPI	2
DWHT20549	10" Length, 24 TPI	2
DWHT20550	10" Length, 32 TPI	2
DWHT20551	12" Length, 18 TPI	2
DWHT20552	12" Length, 24 TPI	2
DWHT20553	12" Length, 32 TPI	2
DWHT20555	10" Length, 18, 24, and 32 TPI	3
DWHT20558	12" Length, 18, 24, and 32 TPI	3
DWHT20566	12" Length, 18 TPI	10
DWHT20567	12" Length, 24 TPI	10

PANEL SAWS

Panel Saw

DWHT20544L



SPECIFICATIONS

Blade Length	15"
Points / Inch	9
Teeth / Inch	8
Tool Weight	1.3 lbs

Panel Saw

DWHT20545L



SPECIFICATIONS

Blade Length	20"
Points / Inch	9
Teeth / Inch	8
Tool Weight	1.5 lbs

SPECIALTY SAWS

Standard Jab Saw

DWHT20540



SPECIFICATIONS

Blade Length	6"
Points / Inch	9 ppi
Teeth / Inch	8 tpi
Handle Length	5-1/2"
Tool Weight	0.3 lbs

Flush Cut Saw

DWHT20541



SPECIFICATIONS

Blade Length	4-1/2"
Points / Inch	24 ppi
Teeth / Inch	23 tpi
Handle Length	6-1/2"
Tool Weight	0.3 lbs

Single-Edge Pull Saw

DWHT20215



SPECIFICATIONS

Blade Length	10"
Points / Inch	15 ppi
Teeth / Inch	14 tpi
Handle Length	11"
Tool Weight	0.7 lbs

Double-Edge Pull Saw

DWHT20216



SPECIFICATIONS

Blade Length	10"
Points / Inch	15 ppi, 8 ppi
Teeth / Inch	14 tpi, 7 tpi
Handle Length	11"
Tool Weight	0.7 lbs

2-in-1 Folding Jab Saw & Rasp

DWHT20123



SPECIFICATIONS

Blade Length	Jab Saw Blade 5-1/4" Rasp 4"
Points / Inch	9 ppi
Teeth / Inch	8 tpi
Handle Length	6-1/2"
Tool Weight	0.5 lbs

Multi-Purpose Saw

DWHT20542



SPECIFICATIONS

Blade Length	Hacksaw Blade 10" Reciprocating Saw Blade 6"
Points / Inch	Hacksaw 25 ppi Reciprocating Saw 8 ppi
Teeth / Inch	Hacksaw Blade 24 tpi Reciprocating Saw Blade 7 tpi
Handle Length	6-1/2"
Tool Weight	0.3 lbs

Flush Cut Reversing Backsaw

DWHT20000



SPECIFICATIONS

Blade Length	10"
Points / Inch	15 ppi
Teeth / Inch	14 tpi
Handle Length	6"
Tool Weight	0.6 lbs

AVIATION SNIPS

Straight Cut Ergo Aviation Snips

DWHT14675



SPECIFICATIONS

Cutting Capacity	Cold Rolled Steel
	18 GA Stainless Steel 20 GA
Blade Material	Chrome-Vanadium Steel
Tool Weight	0.9 lbs

Right Cut Ergo Aviation Snips

DWHT14674



SPECIFICATIONS

Cutting Capacity	Cold Rolled Steel
	18 GA Stainless Steel 20 GA
Blade Material	Chrome-Vanadium Steel
Tool Weight	0.9 lbs

Left Cut Ergo Aviation Snips

DWHT14673



SPECIFICATIONS

Cutting Capacity	Cold Rolled Steel
	18 GA Stainless Steel 20 GA
Blade Material	Chrome-Vanadium Steel
Tool Weight	0.9 lbs

Offset Center Cut Ergo Aviation Snips

DWHT14679



SPECIFICATIONS

Cutting Capacity	Sheet Metal
	18-22 GA
Blade Material	Chrome-Vanadium Steel
Tool Weight	1.0 lbs

Offset Right Cut Ergo Aviation Snips

DWHT14678



SPECIFICATIONS

Cutting Capacity	Sheet Metal
	18-22 GA
Blade Material	Chrome-Vanadium Steel
Tool Weight	1.0 lbs

Offset Left Cut Ergo Aviation Snips

DWHT14677



SPECIFICATIONS

Cutting Capacity	Sheet Metal
	18-22 GA
Blade Material	Chrome-Vanadium Steel
Tool Weight	1.0 lbs

Offset Long Cut Ergo Aviation Snips

DWHT14680



SPECIFICATIONS

Cutting Capacity	Sheet Metal
	18-22 GA
Blade Material	Chrome-Vanadium Steel
Tool Weight	1.2 lbs

Straight Long Cut Aviation Snip

DWHT14681



SPECIFICATIONS

Cutting Capacity	Sheet Metal
	18-22 GA
Blade Material	Chrome-Vanadium Steel
Tool Weight	1.2 lbs

Bullnose Snip Aviation Snip

DWHT14694



SPECIFICATIONS

Cutting Capacity	Sheet Metal
	18-22 GA
Blade Material	Chrome-Vanadium Steel
Tool Weight	1.2 lbs

Pipe Duct Cutter

DWHT14692



SPECIFICATIONS

Blade Material	Forged Steel
Tool Weight	1.0 lbs

5-Blade Crimper

DWHT14688



SPECIFICATIONS

Crimp Capacity	Galvanized Steel
	Up to 22 GA
Blade Material	Forged Steel
Tool Weight	1.0 lbs

3" Seamer

DWHT14689



SPECIFICATIONS

Bend/Flattening Capacity	Galvanized Steel
	Up to 22 GA
Blade Material	Forged Steel
Tool Weight	1.4 lbs

V-Notcher

DWHT14690



SPECIFICATIONS

Notch Angle	Up to 24 GA
	Galvanized Steel
Notch Shape	V
Blade Material	Forged Steel
Tool Weight	1.0 lbs

Snap Lock Punch

DWHT14691



SPECIFICATIONS

Punch Capacity	Galvanized Steel
	Up to 24 GA
Punch Type	Locking Tabs
Blade Material	Forged Steel
Tool Weight	1.0 lbs

3-pc. Snip Set

DWHT14676



SPECIFICATIONS

Bend/Flattening Capacity	Sheet Metal
	18-22 GA
Blade Material	Chrome-Vanadium Steel
Tool Weight	3.0 lbs

TIN SNIPS

7" Tin Snips

DWHT70285



SPECIFICATIONS

Cutting Capacity	Cold Rolled Steel
	22 GA
	Stainless Steel
26 GA	
Blade Length	2"
Handle Length	3-3/4"
Blade Material	Forged Steel
Tool Length	7"
Tool Weight	0.7 lbs

10" Tin Snips

DWHT70286



SPECIFICATIONS

Cutting Capacity	Cold Rolled Steel
	22 GA
	Stainless Steel
26 GA	
Blade Length	2-1/2"
Handle Length	6"
Blade Material	Forged Steel
Tool Length	10"
Tool Weight	1.1 lbs

12" Tin Snips

DWHT70287



SPECIFICATIONS

Cutting Capacity	Cold Rolled Steel
	24 GA
	Stainless Steel
26 GA	
Blade Length	3"
Handle Length	6-3/4"
Blade Material	Forged Steel
Tool Length	12"
Tool Weight	1.5 lbs

END NIPPERS

8" End Nippers

DWHT70802



SPECIFICATIONS

Grip Material	PVC with GripArmor™ Coating
Handle Length	5"
Jaw Capacity	5/8"
Jaw Tip Size	1.13"
Tool Length	8"
Tool Weight	0.8 lbs

10" End Nippers

DWHT70803



SPECIFICATIONS

Grip Material	PVC with GripArmor™ Coating
Handle Length	5-1/2"
Jaw Capacity	1"
Jaw Tip Size	1-1/4"
Tool Length	10"
Tool Weight	1.2 lbs

10" Multi-Function End Nippers

DWHT75488



SPECIFICATIONS

Grip Material	Bi-Material
Handle Length	6-3/4"
Jaw Capacity	1/2"
Jaw Tip Size	1-1/8"
Tool Length	10"
Tool Weight	1.5 lbs

REBAR PLIERS

Light-Duty Rebar Pliers

DWHT84818



SPECIFICATIONS

Grip Material	PVC with GripArmor™ Coating
Handle Length	6"
Jaw Capacity	1"
Jaw Tip Size	1/4"
Tool Weight	0.8 lbs

Heavy-Duty Rebar Pliers

DWHT84720



SPECIFICATIONS

Grip Material	PVC with GripArmor™ Coating
Handle Length	6"
Jaw Capacity	1"
Jaw Tip Size	1/4"
Tool Weight	1.2 lbs

DIAGONAL CUTTING PLIERS

7" Diagonal Cutting Pliers

DWHT70793



SPECIFICATIONS

Grip Material	PVC with GripArmor™ Coating
Handle Length	4"
Jaw Capacity	3/4"
Jaw Tip Size	0.06"
Tool Length	7"
Tool Weight	0.6 lbs

7-1/2" Compound Action Diagonal Pliers

DWHT70275



SPECIFICATIONS

Grip Material	Bi-Material
Handle Length	4-1/4"
Jaw Capacity	1/4"
Jaw Tip Size	3/4"
Tool Length	7-1/2"
Tool Weight	0.6 lbs

DIAGONAL CUTTING PLIERS

8" Angled Diagonal Cutting Pliers with Pry Tip

DWHT74274



SPECIFICATIONS

Grip Material	Bi-Material
Handle Length	4-1/4"
Jaw Capacity	1/2"
Jaw Tip Size	1/8"
Tool Length	8"
Tool Weight	0.7 lbs

10" Angled Diagonal Cutting Pliers with Pry Tip

DWHT74275



SPECIFICATIONS

Grip Material	Bi-Material
Handle Length	5-1/2"
Jaw Capacity	1"
Jaw Tip Size	1/8"
Tool Length	10"
Tool Weight	0.8 lbs

10" Angled Diagonal Cutting Pliers

DWHT70795



SPECIFICATIONS

Grip Material	PVC with GripArmor™ Coating
Handle Length	6"
Jaw Capacity	1-1/4"
Jaw Tip Size	0.13"
Tool Length	10"
Tool Weight	0.9 lbs

LINESMAN PLIERS

8" Compound Action Linesman Pliers

DWHT70276



SPECIFICATIONS

Grip Material	Bi-Material
Handle Length	4-1/4"
Jaw Capacity	3/8"
Jaw Tip Size	1/2"
Tool Length	8"
Tool Weight	0.7 lbs

9" Linesman Pliers

DWHT70797



SPECIFICATIONS

Grip Material	PVC with GripArmor™ Coating
Handle Length	5-1/2"
Jaw Capacity	1-3/4"
Jaw Tip Size	9/16"
Tool Length	9"
Tool Weight	1.2 lbs

CRIMPING PLIERS

Crimping Pliers

DWHT70272



SPECIFICATIONS

Grip Material	Bi-Material
Handle Length	9-1/2"
Jaw Capacity	1"
Jaw Tip Size	1/2"
Tool Weight	0.7 lbs

FENCING PLIERS

6-in-1 Fencing Pliers

DWHT70273



SPECIFICATIONS

Grip Material	Bi-Material
Handle Length	9-1/4"
Jaw Capacity	1-1/2"
Jaw Tip Size	1"
Tool Length	10-3/4"
Tool Weight	1.6 lbs

LONG NOSE PLIERS

6" Long Nose Pliers

DWHT70799



SPECIFICATIONS

Grip Material	PVC with GripArmor™ Coating
Handle Length	3"
Jaw Capacity	1-3/4"
Jaw Tip Size	0.06"
Tool Length	6"
Tool Weight	0.4 lbs

8" Long Nose Pliers

DWHT70800



SPECIFICATIONS

Grip Material	PVC with GripArmor™ Coating
Handle Length	5"
Jaw Capacity	2"
Jaw Tip Size	0.06"
Tool Length	8"
Tool Weight	0.7 lbs

8" Compound Action Long Nose Pliers

DWHT70277



SPECIFICATIONS

Grip Material	Bi-Material
Handle Length	4-1/2"
Jaw Capacity	3/4"
Jaw Tip Size	1/2"
Tool Length	8"
Tool Weight	0.7 lbs

6" Long Nose Locking Pliers

DWHT75905



SPECIFICATIONS

Jaw Length	2-5/32"
Jaw Width	1-3/32"
Jaw Thickness	5/16"
Tool Height	1-5/8"
Tool Length	6-5/8"
Tool Weight	0.5 lbs

9" Long Nose Locking Pliers

DWHT75906



SPECIFICATIONS

Jaw Length	2-19/32"
Jaw Width	1-27/32"
Jaw Thickness	5/16"
Tool Height	2-1/4"
Tool Length	9-1/4"
Tool Weight	1.0 lbs

6" Long Nose Quick Release Pliers

DWHT75909



SPECIFICATIONS

Jaw Length	2-5/32"
Jaw Width	1-3/32"
Jaw Thickness	5/16"
Tool Height	1-5/8"
Tool Length	6-5/8"
Tool Weight	0.5 lbs

SLIP JOINT PLIERS

8" Flush Rivet Slip Joint Pliers

DWHT75403



SPECIFICATIONS

Grip Material	Bi-Material
Handle Length	4-1/2"
Jaw Capacity	2-2/5"
Jaw Tip Size	1/3"
Tool Length	8"
Tool Weight	0.6 lbs

PUSH LOCK PLIERS

7" Straight Jaw Locking Pliers

DWHT75904



SPECIFICATIONS

Jaw Length	1-1/8"
Jaw Width	1-25/32"
Jaw Thickness	5/8"
Tool Height	2-5/16"
Tool Length	7-3/8"
Tool Weight	0.9 lbs

8" Straight Jaw Push Lock Pliers

DWHT74426



SPECIFICATIONS

Grip Material	Bi-Material
Jaw Depth	1-17/64"
Jaw Capacity	1-7/8"
Adjustment Positions	19
Tool Length	8"
Tool Weight	0.5 lbs

10" Straight Jaw Push Lock Pliers

DWHT74427



SPECIFICATIONS

Grip Material	Bi-Material
Jaw Depth	1-39/64"
Jaw Capacity	2-3/8"
Adjustment Positions	19
Tool Length	10"
Tool Weight	0.9 lbs

12" Straight Jaw Push Lock Pliers

DWHT74429



SPECIFICATIONS

Grip Material	Bi-Material
Jaw Depth	1-29/32"
Jaw Capacity	2-3/4"
Adjustment Positions	22
Tool Length	12"
Tool Weight	1.6 lbs

10" V-Jaw Push Lock Pliers

DWHT74431



SPECIFICATIONS

Grip Material	Bi-Material
Jaw Depth	1-39/64"
Jaw Capacity	2-3/8"
Adjustment Positions	19
Tool Length	10"
Tool Weight	0.9 lbs

12" V-Jaw Push Lock Pliers

DWHT74432



SPECIFICATIONS

Grip Material	Bi-Material
Jaw Depth	1-29/32"
Jaw Capacity	2-3/4"
Adjustment Positions	22
Tool Length	12"
Tool Weight	1.6 lbs

LOCKING PLIERS

5" Curved Jaw Locking Pliers

DWHT75901



SPECIFICATIONS

Jaw Length	1-13/64"
Jaw Width	1-17/64"
Jaw Thickness	1/4"
Tool Height	2-11/16"
Tool Length	5-5/8"
Tool Weight	0.4 lbs

7" Curved Jaw Locking Pliers

DWHT75902



SPECIFICATIONS

Jaw Length	1-9/64"
Jaw Width	1-19/64"
Jaw Thickness	7/16"
Tool Height	2"
Tool Length	7-1/4"
Tool Weight	0.8 lbs

8" Curved Jaw Locking Pliers

DWHT75903



SPECIFICATIONS

Jaw Length	1-39/64"
Jaw Width	1-39/64"
Jaw Thickness	9/16"
Tool Height	2-1/2"
Tool Length	8-5/8"
Tool Weight	1.3 lbs

7" Curved Jaw Locking Quick Release Pliers

DWHT75907



SPECIFICATIONS

Jaw Length	1-9/64"
Jaw Width	1-19/64"
Jaw Thickness	7/16"
Tool Height	2"
Tool Length	7-1/4"
Tool Weight	0.8 lbs

8" Curved Jaw Locking Quick Release Pliers

DWHT75908



SPECIFICATIONS

Jaw Length	1-3/4"
Jaw Width	1-57/64"
Jaw Thickness	9/16"
Tool Height	2-1/2"
Tool Length	8-7/8"
Tool Weight	1.3 lbs

6" Long Nose Quick Release Long Nose Locking Pliers

DWHT75909



SPECIFICATIONS

Jaw Length	2-5/32"
Jaw Width	1-3/32"
Jaw Thickness	5/16"
Tool Height	1-5/8"
Tool Length	6-5/8"
Tool Weight	0.5 lbs

LOCKING PLIERS

6" Long Nose Locking Pliers

DWHT75905



SPECIFICATIONS

Jaw Length	1-9/64"
Jaw Width	1-19/64"
Jaw Thickness	7/16"
Tool Height	2"
Tool Length	7-1/4"
Tool Weight	0.8 lbs

9" Long Nose Locking Pliers

DWHT75906



SPECIFICATIONS

Jaw Length	2-19/32"
Jaw Width	1-27/32"
Jaw Thickness	5/16"
Tool Height	2-1/4"
Tool Length	9-1/4"
Tool Weight	1.0 lbs

7" Straight Jaw Locking Pliers

DWHT75904



SPECIFICATIONS

Jaw Length	1-1/8"
Jaw Width	1-25/32"
Jaw Thickness	5/8"
Tool Height	2-5/16"
Tool Length	7-3/8"
Tool Weight	0.9 lbs

3pc Compound Pliers Set

DWHT70485



SPECIFICATIONS

Grip Material	Bi-Material
Handle Length	multiple
Jaw Capacity	multiple
Jaw Tip Size	multiple
Tool Length	multiple
Tool Weight	multiple

MAX FIT® SCREWDRIVER & HEX KEY SETS

Screwdriver & Hex Key Sets



AVAILABLE		INCLUDES	
DWHT62290	19-pc. MAX FIT® Screwdriving Set	(1) #1 Phillips Screwdriver (1) #2 Phillips Screwdriver (1) #0 Precision Phillips Screwdriver (1) #1 Precision Phillips Screwdriver (1) #1 Phillips Bit (1) #2 Phillips Bit (1) 1/4" Slotted Screwdriver (1) 3/16" Slotted Screwdriver (1) 3/64" Precision Slotted Screwdriver (1) 5/64" Precision Slotted Screwdriver	(1) 3/32" Precision Slotted Screwdriver (1) 1/8" Precision Slotted Screwdriver (1) 1/4" Slotted Bit (1) 3/16" Slotted Bit (1) #1 Square Screwdriver (1) #2 Square Screwdriver (1) 1/4" Nut Driver (1) 5/16" Nut Driver (1) Magnetic Sleeve (1) 6-in-1 Multi-Bit Screwdriver
DWHT70265	31-pc. MAX FIT® Ratcheting T-Handle Hex Key Set	(1) #1 Phillips Bit (1) #2 Phillips Bit (1) #6-8 Slotted Bit (1) #8-10 Slotted Bit (2) 1/8" Hex Bits (2) 9/64" Hex Bits (2) 5/32" Hex Bits (2) 3/16" Hex Bits (2) 1/4" Hex Bits	(2) 5/16" Hex Bits (2) 3mm Hex Bits (2) 4mm Hex Bits (2) 4.5mm Hex Bits (2) 5mm Hex Bits (2) 6mm Hex Bits (2) 8mm Hex Bits (1) Ratcheting T-Handle Carrying Case

VINYL GRIP SCREWDRIVERS

Vinyl Grip Screwdrivers



AVAILABLE	INCLUDES	TIP STYLES	TIP SIZE	BAR LENGTH	BOLSTER	WEIGHT
DWHT66416	4 Screwdrivers	Standard Phillips Square	1/4" 2 pt 1 pt, 2 pt	4" 4" 4", 5"	Yes No No	1.01 lbs
DWHT66496	6 Screwdrivers	Standard Cabinet Phillips	1/4", 5/16" 3/16" 1 pt, 2 pt, 3 pt	4", 6" 6" 3", 4", 6"	Yes No No	1.90 lbs
DWHT66409	8 Screwdrivers 1 Tool Roll	Standard Cabinet Phillips	1/4", 1/4", 5/16" 3/16" 1 pt, 2 pt, 2 pt, 3 pt	1-1/2", 4", 6" 6" 3", 1-1/2", 4", 6"	Yes No No	2.83 lbs

Vinyl Grip Insulated Screwdriver Set



AVAILABLE	# OF PIECES	TIP STYLES	TIP SIZE	WEIGHT
DWHT66417	8 Bars 1 Full Size Handle 1 Precision Handle 1 Tool Pouch	Standard Phillips Square	1/8", 3/16", 1/4" 0 pt, 1 pt, 2 pt 1 pt, 2 pt	1.01 lbs

WRENCHES

Adjustable Wrenches



AVAILABLE		HEAD THICKNESS	HEAD WIDTH	JAW WIDTH	TOOL LENGTH	TOOL WEIGHT
DWHT80266	6" All Steel Adjustable Wrench	7/16"	2-3/32"	15/16"	6-9/64"	0.5 lbs
DWHT80267	8" All Steel Adjustable Wrench	1/2"	2-7/16"	1-9/64"	8-7/64"	0.8 lbs
DWHT80268	10" All Steel Adjustable Wrench	5/8"	3-1/16"	1-11/32"	10-5/16"	1.2 lbs
DWHT80269	12" All Steel Adjustable Wrench	23/32"	3-39/64"	1-1/2"	12-1/4"	2.0 lbs

Micrometer Torque Wrenches



AVAILABLE		DRIVE SIZE	TORQUE RANGE	HEAD WIDTH	HEAD DEPTH	TOOL LENGTH	TOOL WEIGHT
DWMT75463	3/8" Drive Micrometer Torque Wrench	3/8"	20-100 ft-lbs	1-9/16"	7/8"	17-5/16"	2.2 lbs
DWMT75462	1/2" Drive Micrometer Torque Wrench	1/2"	50-250 ft-lbs	1-13/16"	1"	27-1/2"	4.0 lbs

Off-Set Double Box Wrenches



AVAILABLE		POINT SIZE	HEAD SIZE	OUTSIDE HEAD WIDTH	HEAD THICKNESS	TOOL LENGTH	TOOL WEIGHT
DWMT19581	3/8" - 7/16" Off-Set Double Box Wrench	12	3/8" - 7/16"	11/16", 5/8"	5/16", 9/32"	7-27/32"	0.2 lbs
DWMT19577	1/2" - 9/16" Off-Set Double Box Wrench	12	1/2" - 9/16"	7/8", 13/16"	3/8", 3/8"	8-31/32"	0.3 lbs
DWMT19578	11/16" - 3/4" Off-Set Double Box Wrench	12	11/16" - 3/4"	1-1/8", 1-3/32"	9/32", 7/16"	10-7/16"	0.6 lbs
DWMT19579	13/16" - 7/8" Off-Set Double Box Wrench	12	13/16" - 7/8"	1-5/16", 1-7/32"	17/32", 15/32"	12-7/32"	0.7 lbs
DWMT19580	15/16" - 1" Off-Set Double Box Wrench	12	15/16" - 1"	1-17/32", 1-3/8"	9/16", 17/32"	13"	1.4 lbs
DWMT75742	6mm - 7mm Off-Set Double Box Wrench	12	6mm - 7mm	1/2", 7/16"	7/32", 13/16"	6-11/16"	0.1 lbs
DWMT75743	8mm - 9mm Off-Set Double Box Wrench	12	8mm - 9mm	19/32", 17/32"	9/32", 1/4"	7-5/32"	0.1 lbs
DWMT75744	10mm - 11mm Off-Set Double Box Wrench	12	10mm - 11mm	11/16", 5/8"	5/16", 9/32"	7-27/32"	0.2 lbs
DWMT75745	12mm - 13mm Off-Set Double Box Wrench	12	12mm - 13mm	25/32", 3/4"	11/32", 11/32"	8-3/8"	0.3 lbs
DWMT75746	14mm - 15mm Off-Set Double Box Wrench	12	14mm - 15mm	7/8", 13/16"	3/8", 3/8"	8-31/32"	0.3 lbs
DWMT75747	16mm - 17mm Off-Set Double Box Wrench	12	16mm - 17mm	1", 15/16"	7/16", 13/32"	9-11/16"	0.4 lbs
DWMT75801	22mm - 24mm Off-Set Double Box Wrench	12	22mm - 24mm	1-5/16", 1-7/32"	17/32", 15/32"	12-7/32"	0.7 lbs
DWMT75748	20mm - 22mm Off-Set Double Box Wrench	12	20mm - 22mm	1-9/32", 1-5/32"	17/32", 1/2"	11-11/32"	0.7 lbs
DWMT75749	21mm - 23mm Off-Set Double Box Wrench	12	21mm - 23mm	1-5/16", 1-7/32"	17/32", 15/32"	12-7/32"	0.7 lbs

Double Open End Wrenches



AVAILABLE		HEAD SIZE	OUTSIDE HEAD WIDTH	HEAD THICKNESS	TOOL LENGTH	TOOL WEIGHT
DWMT75221	1/4" - 5/16" Double Open End Wrench	1/4" - 5/16"	5/8", 23/32"	5/32", 5/32"	4-27/32"	0.5 lbs
DWMT75222	3/8" - 7/16" Double Open End Wrench	3/8" - 7/16"	31/32", 1-1/16"	3/16", 3/16"	6-5/32"	0.1 lbs
DWMT75427	9/16" - 11/16" Double Open End Wrench	9/16" - 11/16"	1-5/16", 1-17/32"	1/4", 1/4"	7-11/16"	0.3 lbs
DWMT75428	5/8" - 3/4" Double Open End Wrench	5/8" - 3/4"	1-15/32", 1-11/16"	1/4", 1/4"	8-11/16"	0.3 lbs
DWMT75220	1/2" - 9/16" Double Open End Wrench	1/2" - 9/16"	1-7/32", 1-5/16"	3/16", 3/16"	7-3/32"	0.2 lbs
DWMT75431	8mm - 9mm Double Open End Wrench	8mm - 9mm	13/16", 29/32"	5/32", 5/32"	5-1/2"	0.1 lbs
DWMT75432	10mm - 11mm Double Open End Wrench	10mm - 11mm	31/32", 1-1/16"	3/16", 3/16"	6-5/32"	0.1 lbs
DWMT75433	12mm - 13mm Double Open End Wrench	12mm - 13mm	1-5/32", 1-7/32"	7/32", 7/32"	6-5/32"	0.2 lbs
DWMT75434	14mm - 15mm Double Open End Wrench	14mm - 15mm	1-5/16", 1-3/8"	3/16", 3/16"	7-13/32"	0.2 lbs
DWMT75435	16mm - 18mm Double Open End Wrench	16mm - 18mm	1-15/32", 1-17/32"	1/4", 1/4"	8-1/32"	0.3 lbs
DWMT75436	17mm - 19mm Double Open End Wrench	17mm - 19mm	1-5/8", 1-11/16"	1/4", 1/4"	8-11/16"	0.3 lbs

Flare Nut Wrenches



AVAILABLE		HEAD SIZE	OUTSIDE HEAD WIDTH	HEAD THICKNESS	TOOL LENGTH	TOOL WEIGHT
DWMT75951	1/4" - 5/16" Flare Nut Wrench	1/4" - 5/16"	11/16", 5/8"	9/32", 9/32"	5-5/16"	0.1 lbs
DWMT75218	3/8" - 7/16" Flare Nut Wrench	3/8" - 7/16"	29/32", 27/32"	11/32", 11/32"	6-3/32"	0.1 lbs
DWMT75214	1/2" - 9/16" Flare Nut Wrench	1/2" - 9/16"	1", 29/32"	13/32", 3/8"	6-7/8"	0.2 lbs
DWMT75219	5/8" - 11/16" Flare Nut Wrench	5/8" - 11/16"	1-3/16", 1-1/16"	15/32", 7/16"	7-7/8"	0.2 lbs
DWMT75952	3/4" - 7/8" Flare Nut Wrench	3/4" - 7/8"	1-13/32", 1-1/4"	17/32", 1/2"	8-27/32"	0.4 lbs
DWMT75953	7mm - 9mm Flare Nut Wrench	7mm - 9mm	13/16", 23/32"	5/16", 5/16"	5-23/32"	0.1 lbs
DWMT75498	8mm - 10mm Flare Nut Wrench	7mm - 10mm	13/16", 23/32"	5/16", 5/16"	5-23/32"	0.1 lbs
DWMT74614	9mm - 11mm Flare Nut Wrench	9mm - 11mm	13/16", 23/32"	5/16", 5/16"	5-23/32"	0.1 lbs
DWMT75215	10mm - 12mm Flare Nut Wrench	10mm - 12mm	29/32", 27/32"	11/32", 5/16"	6-3/32"	0.1 lbs
DWMT75954	11mm - 13mm Flare Nut Wrench	11mm - 13mm	1", 29/32"	13/32", 3/8"	6-7/8"	0.2 lbs
DWMT75955	12mm - 14mm Flare Nut Wrench	12mm - 14mm	1", 29/32"	13/32", 3/8"	6-7/8"	0.2 lbs
DWMT75216	13mm - 14mm Flare Nut Wrench	13mm - 14mm	1", 29/32"	13/32", 3/8"	6-7/8"	0.2 lbs
DWMT75217	15mm - 17mm Flare Nut Wrench	15mm - 17mm	1-3/16", 1-1/16"	15/32", 7/16"	7-7/8"	0.2 lbs
DWMT75499	16mm - 18mm Flare Nut Wrench	16mm - 18mm	1-7/32", 1-1/8"	1/2", 7/16"	8-9/32"	0.3 lbs
DWMT75956	17mm - 19mm Flare Nut Wrench	17mm - 19mm	1-7/32", 1-1/8"	1/2", 7/16"	8-9/32"	0.3 lbs

COMBINATION WRENCHES

Combination Wrenches



AVAILABLE		POINT SIZE	HEAD SIZE	OUTSIDE HEAD WIDTH	HEAD THICKNESS	TOOL LENGTH	TOOL WEIGHT
DWMT72195	1/4" Combination Wrench	12	1/4"	7/16", 5/8"	1/4", 5/32"	3-31/32"	0.04 lbs
DWMT72196	9/32" Combination Wrench	12	9/32"	5/8", 7/16"	5/32", 7/32"	5-3/32"	0.06 lbs
DWMT72197	5/16" Combination Wrench	12	5/16"	9/16", 25/32"	9/32", 3/16"	4-3/8"	0.1 lbs
DWMT72198	11/32" Combination Wrench	12	11/32"	25/32", 9/16"	3/16", 9/32"	5-7/8"	0.1 lbs
DWMT72199	3/8" Combination Wrench	12	3/8"	5/8", 7/8"	5/16", 7/32"	5-5/32"	0.1 lbs
DWMT72200	7/16" Combination Wrench	12	7/16"	23/32", 15/16"	5/16", 1/4"	5-25/32"	0.1 lbs
DWMT72201	1/2" Combination Wrench	12	1/2"	13/16", 1-1/16"	11/32", 9/32"	6-15/32"	0.2 lbs
DWMT72202	9/16" Combination Wrench	12	9/16"	7/8", 1-7/32"	3/8", 9/32"	7-5/32"	0.2 lbs
DWMT75184	5/8" Combination Wrench	12	5/8"	31/32", 1-11/32"	13/32", 5/16"	7-15/16"	0.3 lbs
DWMT75185	11/16" Combination Wrench	12	11/16"	1-1/16", 1-1/2"	7/16", 5/16"	8-25/32"	0.4 lbs
DWMT75188	3/4" Combination Wrench	12	3/4"	1-5/32", 1-19/32"	15/32", 11/32"	9-11/16"	0.5 lbs
DWMT75187	13/16" Combination Wrench	12	13/16"	1-1/4", 1-23/32"	1/2", 11/32"	10-21/32"	0.6 lbs
DWMT74444	7/8" Combination Wrench	12	7/8"	1-11/32", 1-13/16"	17/32", 3/8"	11-21/32"	0.8 lbs
DWMT74445	15/16" Combination Wrench	12	15/16"	1-13/32", 1-15/16"	9/16", 13/32"	12-5/8"	1.0 lbs
DWMT74446	1" Combination Wrench	12	1"	1-1/2", 2-1/16"	19/32", 7/16"	13-1/2"	1.1 lbs
DWMT74447	1-1/16" Combination Wrench	12	1-1/16"	1-19/32", 2-7/32"	5/8", 15/32"	14-3/4"	1.3 lbs
DWMT75706	1-1/8" Combination Wrench	12	1-1/8"	1-11/16", 2-9/32"	21/32", 1/2"	15-9/16"	1.6 lbs
DWMT75723	1-1/4" Combination Wrench	12	1-1/4"	1-7/8", 2-19/32"	3/4", 17/32"	16-7/8"	2.1 lbs
DWMT75725	1-5/16" Combination Wrench	12	1-5/16"	2-3/4", 1-31/32"	17/32", 11/16"	18-1/2"	2.3 lbs
DWMT75724	1-3/8" Combination Wrench	12	1-3/8"	2-3/4", 1-31/32"	17/32", 11/16"	18-1/2"	2.2 lbs
DWMT75707	1-7/16" Combination Wrench	12	1-7/16"	2-31/32", 2-3/16"	9/16", 23/32"	20-3/32"	2.7 lbs
DWMT75726	1-1/2" Combination Wrench	12	1-1/2"	6-29/32", 2-3/16"	9/16", 23/32"	20-3/32"	2.7 lbs
DWMT75708	6mm Combination Wrench	12	6mm	19/32", 13/32"	5/32", 7/32"	4-7/8"	0.04 lbs
DWMT75197	7mm Combination Wrench	12	7mm	5/8", 7/16"	5/32", 7/32"	5-3/32"	0.06 lbs
DWMT75198	8mm Combination Wrench	12	8mm	23/32", 1/2"	5/32", 1/4"	5-11/32"	0.1 lbs
DWMT75199	9mm Combination Wrench	12	9mm	25/32", 9/16"	3/16", 9/32"	5-7/8"	0.1 lbs
DWMT72211	10mm Combination Wrench	12	10mm	7/8", 21/32"	7/32", 5/16"	6-11/32"	0.1 lbs
DWMT72212	11mm Combination Wrench	12	11mm	15/16", 21/32"	7/32", 5/16"	6-5/8"	0.1 lbs
DWMT72213	12mm Combination Wrench	12	12mm	1-1/32", 21/32"	7/32", 11/32"	6-27/32"	0.2 lbs
DWMT72214	13mm Combination Wrench	12	13mm	1-1/32", 3/4"	7/32", 11/32"	7-3/32"	0.2 lbs
DWMT72215	14mm Combination Wrench	12	14mm	1-3/16", 7/8"	1/4", 11/32"	7-19/32"	0.2 lbs
DWMT72216	15mm Combination Wrench	12	15mm	1-1/4", 7/8"	9/32", 11/32"	7-7/8"	0.3 lbs
DWMT72217	16mm Combination Wrench	12	16mm	1-5/16", 15/16"	9/32", 13/32"	8-5/32"	0.3 lbs
DWMT72218	17mm Combination Wrench	12	17mm	1-7/16", 1-1/32"	5/16", 7/16"	8-31/32"	0.4 lbs
DWMT72219	18mm Combination Wrench	12	18mm	1-17/32", 1-1/16"	11/32", 7/16"	9-13/32"	0.5 lbs
DWMT72220	19mm Combination Wrench	12	19mm	1-19/32", 1-1/8"	11/32", 15/32"	9-27/32"	0.5 lbs
DWMT75192	20mm Combination Wrench	12	20mm	1-21/32", 1-5/32"	11/32", 15/32"	10-1/4"	0.6 lbs
DWMT75193	21mm Combination Wrench	12	21mm	1-11/16", 1-3/16"	3/8", 1/2"	10-21/32"	0.6 lbs
DWMT75194	22mm Combination Wrench	12	22mm	1-25/32", 1-1/4"	3/8", 17/32"	11-5/8"	0.8 lbs
DWMT72224	23mm Combination Wrench	12	23mm	1-25/32", 1-1/4"	3/8", 17/32"	11-5/8"	1.0 lbs
DWMT79119	24mm Combination Wrench	12	24mm	2-1/32", 1-11/32"	13/32", 9/16"	12-15/32"	1.0 lbs
DWMT75709	25mm Combination Wrench	12	25mm	2-1/32", 1-13/32"	7/16", 19/32"	13-11/32"	1.1 lbs
DWMT75713	26mm Combination Wrench	12	26mm	2-1/32", 1-13/32"	7/16", 19/32"	13-11/32"	1.8 lbs
DWMT75714	27mm Combination Wrench	12	27mm	2-9/32", 1-19/32"	7/16", 19/32"	14-3/16"	1.2 lbs
DWMT75715	28mm Combination Wrench	12	28mm	2-9/32", 1-21/32"	15/32", 21/32"	15-1/2"	1.6 lbs
DWMT75718	29mm Combination Wrench	12	29mm	2-9/32", 1-21/32"	15/32", 21/32"	15-1/2"	1.5 lbs
DWMT75716	30mm Combination Wrench	12	30mm	2-9/32", 1-21/32"	15/32", 21/32"	15-1/2"	1.5 lbs
DWMT75717	32mm Combination Wrench	12	32mm	2-9/16", 1-21/32"	17/32", 11/16"	16-13/16"	1.9 lbs

RATCHETING WRENCHES

Ratcheting Combination Wrenches



AVAILABLE		POINT SIZE	HEAD SIZE	OUTSIDE HEAD WIDTH	HEAD THICKNESS	TOOL LENGTH	TOOL WEIGHT
DWMT72288	1/4" Ratcheting Combination Wrench	12	1/4"	25/32", 21/32"	5/32", 9/32"	5/32"	0.06 lbs
DWMT72289	5/16" Ratcheting Combination Wrench	12	5/16"	25/32", 21/32"	5/32", 9/32"	5/32"	0.06 lbs
DWMT19199	11/32" Ratcheting Combination Wrench	12	11/32"	13/16", 3/4"	3/16", 9/32"	3/16"	0.06 lbs
DWMT72291	3/8" Ratcheting Combination Wrench	12	3/8"	7/8", 25/32"	3/16", 5/16"	3/16"	0.1 lbs
DWMT72292	7/16" Ratcheting Combination Wrench	12	7/16"	15/16", 13/16"	7/32", 5/16"	7/32"	0.1 lbs
DWMT72293	1/2" Ratcheting Combination Wrench	12	1/2"	1-1/16", 31/32"	7/32", 11/32"	7/32"	0.2 lbs
DWMT72294	9/16" Ratcheting Combination Wrench	12	9/16"	1-7/32", 1-1/16"	1/4", 3/8"	1/4"	0.2 lbs
DWMT72295	5/8" Ratcheting Combination Wrench	12	5/8"	1-11/32", 1-3/16"	9/32", 13/32"	9/32"	0.3 lbs
DWMT72296	11/16" Ratcheting Combination Wrench	12	11/16"	1-15/32", 1-1/4"	9/32", 13/32"	9/32"	0.4 lbs
DWMT72297	3/4" Ratcheting Combination Wrench	12	3/4"	1-19/32", 1-11/32"	5/16", 7/16"	5/16"	0.5 lbs
DWMT75235	13/16" Ratcheting Combination Wrench	12	13/16"	1-13/16", 1-21/32"	13/32", 1/2"	13/32"	0.8 lbs
DWMT75255	7/8" Ratcheting Combination Wrench	12	7/8"	1-13/16", 1-21/32"	13/32", 1/2"	13/32"	0.8 lbs
DWMT75238	15/16" Ratcheting Combination Wrench	12	15/16"	2-1/32", 1-7/8"	7/16", 9/16"	7/16"	1.1 lbs
DWMT75223	1" Ratcheting Combination Wrench	12	1"	2-1/32", 1-7/8"	7/16", 19/32"	7/16"	1.1 lbs
DWMT75228	1-1/16" Ratcheting Combination Wrench	12	1-1/16"	2-3/16", 2-1/32"	7/16", 19/32"	7/16"	1.4 lbs
DWMT75232	1-1/8" Ratcheting Combination Wrench	12	1-1/8"	2-3/16", 2-1/32"	7/16", 19/32"	7/16"	1.4 lbs
DWMT75231	1-1/4" Ratcheting Combination Wrench	12	1-1/4"	2-17/32", 2-11/32"	17/32", 21/32"	17/32"	2.2 lbs

RATCHETING WRENCHES

Ratcheting Combination Wrenches



AVAILABLE		POINT SIZE	HEAD SIZE	OUTSIDE HEAD WIDTH	HEAD THICKNESS	TOOL LENGTH	TOOL WEIGHT
DWMT75648	7mm Ratcheting Combination Wrench	12	7mm	25/32", 21/32"	5/32", 9/32"	3-17/32"	0.06 lbs
DWMT75256	8mm Ratcheting Combination Wrench	12	8mm	25/32", 21/32"	5/32", 9/32"	4-3/8"	0.06 lbs
DWMT75257	9mm Ratcheting Combination Wrench	12	9mm	13/16", 3/4"	3/16", 9/32"	4-27/32"	0.08 lbs
DWMT72298	10mm Ratcheting Combination Wrench	12	10mm	7/8", 25/32"	3/16", 5/16"	5-5/32"	0.1 lbs
DWMT72299	11mm Ratcheting Combination Wrench	12	11mm	15/16", 13/16"	7/32", 5/16"	5-25/32"	0.13 lbs
DWMT72300	12mm Ratcheting Combination Wrench	12	12mm	1", 29/32"	7/32", 11/32"	6-3/32"	0.2 lbs
DWMT72301	13mm Ratcheting Combination Wrench	12	13mm	1-1/16", 31/32"	7/32", 11/32"	6-15/32"	0.2 lbs
DWMT72302	14mm Ratcheting Combination Wrench	12	14mm	1-7/32", 1-1/16"	1/4", 3/8"	7-5/32"	0.2 lbs
DWMT72303	15mm Ratcheting Combination Wrench	12	15mm	1-9/32", 1-3/32"	1/4", 3/8"	7-9/16"	0.3 lbs
DWMT72304	16mm Ratcheting Combination Wrench	12	16mm	1-11/32", 1-3/16"	9/32", 13/32"	7-15/16"	0.3 lbs
DWMT72305	17mm Ratcheting Combination Wrench	12	17mm	1-15/32", 1-1/4"	9/32", 13/32"	8-25/32"	0.4 lbs
DWMT72306	18mm Ratcheting Combination Wrench	12	18mm	1-9/16", 1-5/16"	5/16", 7/16"	9-7/32"	0.4 lbs
DWMT72307	19mm Ratcheting Combination Wrench	12	19mm	1-19/32", 1-11/32"	5/16", 7/16"	9-11/16"	0.5 lbs
DWMT75243	20mm Ratcheting Combination Wrench	12	20mm	1-13/16", 1-21/32"	13/32", 1/2"	11-7/32"	0.8 lbs
DWMT75244	21mm Ratcheting Combination Wrench	12	21mm	1-13/16", 1-21/32"	13/32", 1/2"	11-7/32"	0.8 lbs
DWMT75245	22mm Ratcheting Combination Wrench	12	22mm	1-13/16", 1-21/32"	13/32", 1/2"	11-7/32"	0.8 lbs
DWMT75246	24mm Ratcheting Combination Wrench	12	24mm	2-1/32", 1-7/8"	7/16", 9/16"	12-25/32"	1.1 lbs
DWMT75247	27mm Ratcheting Combination Wrench	12	27mm	2-3/16", 2-1/32"	7/16", 19/32"	14-1/8"	1.4 lbs
DWMT75250	30mm Ratcheting Combination Wrench	12	30mm	2-17/32", 2-11/32"	17/32", 21/32"	16-23/32"	2.2 lbs
DWMT75646	32mm Ratcheting Combination Wrench	12	32mm	2-17/32", 2-11/32"	17/32", 21/32"	16-23/32"	2.2 lbs

Flexible Head Ratcheting Combination Wrenches



AVAILABLE		POINT SIZE	HEAD SIZE	OUTSIDE HEAD WIDTH	HEAD THICKNESS	TOOL LENGTH	TOOL WEIGHT
DWMT75635	5/16" Flexible Head Ratcheting Combination Wrench	12	5/16"	21/32", 11/16"	9/32", 5/32"	5"	0.1 lbs
DWMT19583	11/32" Flexible Head Ratcheting Combination Wrench	12	11/32"	3/4", 25/32"	9/32", 3/16"	5-3/16"	0.1 lbs
DWMT75210	3/8" Flexible Head Ratcheting Combination Wrench	12	3/8"	25/32", 7/8"	5/16", 3/16"	5-11/32"	0.1 lbs
DWMT75212	7/16" Flexible Head Ratcheting Combination Wrench	12	7/16"	13/16", 15/16"	5/16", 7/32"	5-9/16"	0.1 lbs
DWMT75200	1/2" Flexible Head Ratcheting Combination Wrench	12	1/2"	31/32", 1-1/16"	11/32", 7/32"	6-1/16"	0.2 lbs
DWMT75213	9/16" Flexible Head Ratcheting Combination Wrench	12	9/16"	1-1/16", 1-7/32"	3/8", 1/4"	6-9/32"	0.2 lbs
DWMT75211	5/8" Flexible Head Ratcheting Combination Wrench	12	5/8"	1-3/16", 1-5/16"	13/32", 1/4"	7-1/32"	0.3 lbs
DWMT75202	11/16" Flexible Head Ratcheting Combination Wrench	12	11/16"	1-1/4", 1-7/16"	13/32", 9/32"	7-15/32"	0.4 lbs
DWMT75209	3/4" Flexible Head Ratcheting Combination Wrench	12	3/4"	1-11/32", 1-19/32"	7/16", 5/16"	8-15/32"	0.5 lbs
DWMT19584	13/16" Flexible Head Ratcheting Combination Wrench	12	13/16"	1-9/16", 1-13/16"	1/2", 11/32"	9-27/32"	0.8 lbs
DWMT19586	7/8" Flexible Head Ratcheting Combination Wrench	12	7/8"	1-9/16", 1-13/16"	1/2", 11/32"	9-27/32"	0.7 lbs
DWMT19585	15/16" Flexible Head Ratcheting Combination Wrench	12	15/16"	1-25/32", 2-1/16"	9/16", 13/32"	11-13/32"	1.2 lbs
DWMT19582	1" Flexible Head Ratcheting Combination Wrench	12	1"	1-25/32", 2-1/16"	9/16", 13/32"	11-13/32"	1.2 lbs
DWMT75640	8mm Flexible Head Ratcheting Combination Wrench	12	8mm	21/32", 11/16"	9/32", 5/32"	5"	0.1 lbs
DWMT75641	9mm Flexible Head Ratcheting Combination Wrench	12	9mm	3/4", 25/32"	9/32", 3/16"	5-3/16"	0.1 lbs
DWMT75201	10mm Flexible Head Ratcheting Combination Wrench	12	10mm	25/32", 7/8"	5/16", 3/16"	5-11/32"	0.1 lbs
DWMT75642	11mm Flexible Head Ratcheting Combination Wrench	12	11mm	13/16", 15/16"	5/16", 7/32"	5-9/16"	0.1 lbs
DWMT75203	12mm Flexible Head Ratcheting Combination Wrench	12	12mm	29/32", 1-1/32"	11/32", 7/32"	5-13/16"	0.2 lbs
DWMT75204	13mm Flexible Head Ratcheting Combination Wrench	12	13mm	31/32", 1-1/16"	11/32", 7/32"	6-1/16"	0.2 lbs
DWMT75205	14mm Flexible Head Ratcheting Combination Wrench	12	14mm	1-1/16", 1-7/32"	3/8", 1/4"	6-9/32"	0.2 lbs
DWMT75206	15mm Flexible Head Ratcheting Combination Wrench	12	15mm	1-3/32", 1-9/32"	3/8", 1/4"	6-21/32"	0.3 lbs
DWMT75643	16mm Flexible Head Ratcheting Combination Wrench	12	16mm	1-3/16", 1-5/16"	13/32", 9/32"	7-1/32"	0.3 lbs
DWMT75207	17mm Flexible Head Ratcheting Combination Wrench	12	17mm	1-1/4", 1-7/16"	13/32", 9/32"	7-15/32"	0.4 lbs
DWMT75644	18mm Flexible Head Ratcheting Combination Wrench	12	18mm	1-5/16", 1-1/2"	7/16", 9/32"	8"	0.4 lbs
DWMT75208	19mm Flexible Head Ratcheting Combination Wrench	12	19mm	1-11/32", 1-19/32"	7/16", 9/32"	8-15/32"	0.5 lbs

RATCHETING WRENCHES

Reversible Ratcheting Combination Wrenches



AVAILABLE		POINT SIZE	HEAD SIZE	OUTSIDE HEAD WIDTH	HEAD THICKNESS	TOOL LENGTH	TOOL WEIGHT
DWMT19588	1/4" Reversible Ratcheting Combination Wrench	12	1/4"	19/32", 9/16"	5/32", 1/4"	5-1/32"	0.06 lbs
DWMT17332	5/16" Reversible Ratcheting Combination Wrench	12	5/16"	21/32", 21/32"	3/16", 1/4"	5-1/2"	0.1 lbs
DWMT19592	11/32" Reversible Ratcheting Combination Wrench	12	11/32"	3/4", 23/32"	3/16", 9/32"	5-29/32"	0.1 lbs
DWMT17331	3/8" Reversible Ratcheting Combination Wrench	12	3/8"	13/16", 25/32"	7/32", 9/32"	6-1/4"	0.1 lbs
DWMT17334	7/16" Reversible Ratcheting Combination Wrench	12	7/16"	29/32", 27/32"	7/32", 5/16"	6-1/2"	0.1 lbs
DWMT19587	1/2" Reversible Ratcheting Combination Wrench	12	1/2"	1-1/16", 31/32"	1/4", 11/32"	7"	0.2 lbs
DWMT17335	9/16" Reversible Ratcheting Combination Wrench	12	9/16"	1-5/32", 1-1/16"	9/32", 11/32"	7-17/32"	0.2 lbs
DWMT17333	5/8" Reversible Ratcheting Combination Wrench	12	5/8"	1-5/16", 1-3/16"	9/32", 3/8"	8-3/16"	0.3 lbs
DWMT19591	11/16" Reversible Ratcheting Combination Wrench	12	11/16"	1-13/32", 1-1/4"	5/16", 13/32"	8-29/32"	0.3 lbs
DWMT17330	3/4" Reversible Ratcheting Combination Wrench	12	3/4"	1-9/16", 1-11/32"	11/32", 7/16"	9-3/4"	0.4 lbs
DWMT19595	13/16" Reversible Ratcheting Combination Wrench	12	13/16"	1-13/16", 1-9/16"	11/32", 1/2"	11-13/32"	0.7 lbs
DWMT75649	7/8" Reversible Ratcheting Combination Wrench	12	7/8"	1-13/16", 1-9/16"	11/32", 1/2"	11-13/32"	0.7 lbs
DWMT75957	8mm Reversible Ratcheting Combination Wrench	12	8mm	21/32", 21/32"	3/16", 1/4"	5-1/2"	0.07 lbs
DWMT75958	9mm Reversible Ratcheting Combination Wrench	12	9mm	3/4", 23/32"	3/16", 9/32"	5-29/32"	0.1 lbs
DWMT19589	10mm Reversible Ratcheting Combination Wrench	12	10mm	13/16", 25/32"	7/32", 9/32"	6-1/4"	0.1 lbs
DWMT19590	11mm Reversible Ratcheting Combination Wrench	12	11mm	29/32", 27/32"	7/32", 5/16"	6-1/2"	0.1 lbs
DWMT19593	12mm Reversible Ratcheting Combination Wrench	12	12mm	31/32", 29/32"	1/4", 5/16"	6-25/32"	0.1 lbs
DWMT19594	13mm Reversible Ratcheting Combination Wrench	12	13mm	1-1/16", 31/32"	1/4", 11/32"	7"	0.2 lbs
DWMT19596	14mm Reversible Ratcheting Combination Wrench	12	14mm	1-5/32", 1-1/16"	9/32", 11/32"	7-17/32"	0.2 lbs
DWMT19597	15mm Reversible Ratcheting Combination Wrench	12	15mm	1-7/32", 1-1/8"	9/32", 3/8"	7-7/8"	0.2 lbs
DWMT19598	16mm Reversible Ratcheting Combination Wrench	12	16mm	1-5/16", 1-3/16"	9/32", 3/8"	8-3/16"	0.3 lbs
DWMT19599	17mm Reversible Ratcheting Combination Wrench	12	17mm	1-13/32", 1-1/4"	5/16", 13/32"	8-29/32"	0.3 lbs
DWMT19601	18mm Reversible Ratcheting Combination Wrench	12	18mm	1-15/32", 1-9/32"	5/16", 13/32"	9-11/32"	0.4 lbs
DWMT19602	19mm Reversible Ratcheting Combination Wrench	12	19mm	1-9/16", 1-11/32"	11/32", 7/16"	9-3/4"	0.4 lbs

Stubby Ratcheting Combination Wrenches



AVAILABLE		POINT SIZE	HEAD SIZE	OUTSIDE HEAD WIDTH	HEAD THICKNESS	TOOL LENGTH	TOOL WEIGHT
DWMT75959	1/4" Stubby Ratcheting Combination Wrench	12	1/4"	21/32", 25/32"	9/32", 5/32"	3-17/32"	0.05 lbs
DWMT75960	5/16" Stubby Ratcheting Combination Wrench	12	5/16"	21/32", 25/32"	9/32", 5/32"	3-17/32"	0.05 lbs
DWMT75961	11/32" Stubby Ratcheting Combination Wrench	12	11/32"	3/4", 13/16"	9/32", 3/16"	3-21/32"	0.06 lbs
DWMT75962	3/8" Stubby Ratcheting Combination Wrench	12	3/8"	25/32", 7/8"	5/16", 3/16"	3-13/16"	0.1 lbs
DWMT75963	7/16" Stubby Ratcheting Combination Wrench	12	7/16"	13/16", 15/16"	5/16", 7/32"	4-1/32"	0.1 lbs
DWMT75964	1/2" Stubby Ratcheting Combination Wrench	12	1/2"	31/32", 1-1/16"	11/32", 7/32"	4-11/32"	0.1 lbs
DWMT75965	9/16" Stubby Ratcheting Combination Wrench	12	9/16"	1-1/16", 1-7/32"	3/8", 1/4"	4-17/32"	0.2 lbs
DWMT75966	5/8" Stubby Ratcheting Combination Wrench	12	5/8"	1-1/4", 1-11/32"	13/32", 9/32"	4-27/32"	0.2 lbs
DWMT75967	11/16" Stubby Ratcheting Combination Wrench	12	11/16"	1-5/16", 1-15/32"	13/32", 9/32"	5"	0.3 lbs
DWMT75968	3/4" Stubby Ratcheting Combination Wrench	12	3/4"	1-11/32", 1-19/32"	7/16", 5/16"	5-15/32"	0.3 lbs

RATCHETING WRENCHES

Stubby Ratcheting Combination Wrenches



AVAILABLE		POINT SIZE	HEAD SIZE	OUTSIDE HEAD WIDTH	HEAD THICKNESS	TOOL LENGTH	TOOL WEIGHT
DWMT75727	6mm Stubby Ratcheting Combination Wrench	12	6mm	21/32", 25/32"	9/32", 5/32"	3-17/32"	0.05 lbs
DWMT75728	8mm Stubby Ratcheting Combination Wrench	12	8mm	21/32", 25/32"	9/32", 5/32"	3-17/32"	0.05 lbs
DWMT75729	9mm Stubby Ratcheting Combination Wrench	12	9mm	3/4", 13/16"	9/32", 3/16"	3-21/32"	0.06 lbs
DWMT75731	10mm Stubby Ratcheting Combination Wrench	12	10mm	25/32", 7/8"	5/16", 3/16"	3-13/16"	0.1 lbs
DWMT75732	11mm Stubby Ratcheting Combination Wrench	12	11mm	13/16", 15/16"	5/16", 7/32"	4-1/32"	0.1 lbs
DWMT75733	12mm Stubby Ratcheting Combination Wrench	12	12mm	29/32", 1"	11/32", 7/32"	4-3/16"	0.1 lbs
DWMT75734	13mm Stubby Ratcheting Combination Wrench	12	13mm	31/32", 1-1/16"	11/32", 7/32"	4-11/32"	0.1 lbs
DWMT75735	14mm Stubby Ratcheting Combination Wrench	12	14mm	1-1/16", 1-7/32"	3/8", 1/4"	4-17/32"	0.2 lbs
DWMT75736	15mm Stubby Ratcheting Combination Wrench	12	15mm	1-3/32", 1-9/32"	3/8", 1/4"	4-11/16"	0.2 lbs
DWMT75737	16mm Stubby Ratcheting Combination Wrench	12	16mm	1-3/16", 1-11/32"	13/32", 9/32"	4-27/32"	0.2 lbs
DWMT75738	17mm Stubby Ratcheting Combination Wrench	12	17mm	1-1/4", 1-15/32"	13/32", 9/32"	5"	0.3 lbs
DWMT75739	18mm Stubby Ratcheting Combination Wrench	12	18mm	1-5/16", 1-9/16"	7/16", 5/16"	5-3/16"	0.3 lbs
DWMT75741	19mm Stubby Ratcheting Combination Wrench	12	19mm	1-11/32", 1-19/32"	7/16", 5/16"	5-15/32"	0.3 lbs

WRENCH SETS

Double Box Wrench Set



AVAILABLE		INCLUDES
DWMT19255	5-pc. SAE Off-Set Double Box Wrench Set	(1) DWMT19581 3/8" - 7/16" Off-Set Double Box Wrench (1) DWMT19577 1/2" - 9/16" Off-Set Double Box Wrench (1) DWMT19578 11/16" - 3/4" Off-Set Double Box Wrench (1) DWMT19579 13/16" - 7/8" Off-Set Double Box Wrench (1) DWMT19580 15/16" - 1" Off-Set Double Box Wrench

Flare Nut Wrench Sets



AVAILABLE		INCLUDES
DWMT19254	5-pc. SAE Flare Nut Wrench Set	(1) DWMT75951 1/4" - 5/16" Flare Nut Wrench (1) DWMT75218 3/8" - 7/16" Flare Nut Wrench (1) DWMT75214 1/2" - 9/16" Flare Nut Wrench (1) DWMT75219 5/8" - 11/16" Flare Nut Wrench (1) DWMT75952 3/4" - 7/8" Flare Nut Wrench Carrying Case
DWMT19256	5-pc. Metric Flare Nut Wrench Set	(1) DWMT74614 9mm - 11mm Flare Nut Wrench (1) DWMT75215 10mm - 12mm Flare Nut Wrench (1) DWMT75216 13mm - 14mm Flare Nut Wrench (1) DWMT75217 15mm - 17mm Flare Nut Wrench (1) DWMT75499 16mm - 18mm Flare Nut Wrench Carrying Case
DWMT19253	5-pc. Metric Flare Nut Wrench Set	(1) DWMT75953 7mm - 9mm Flare Nut Wrench (1) DWMT75498 8mm - 10mm Flare Nut Wrench (1) DWMT75954 11mm - 13mm Flare Nut Wrench (1) DWMT75955 12mm - 14mm Flare Nut Wrench (1) DWMT75956 17mm - 19mm Flare Nut Wrench Carrying Case

Ratcheting Wrench Sets



AVAILABLE		INCLUDES
DWMT19230	8-pc. SAE Ratcheting Wrench Set	(1) DWMT75238 5/16" Ratcheting Wrench (1) DWMT72291 3/8" Ratcheting Wrench (1) DWMT72292 7/16" Ratcheting Wrench (1) DWMT72293 1/2" Ratcheting Wrench (1) DWMT72294 9/16" Ratcheting Wrench (1) DWMT72295 5/8" Ratcheting Wrench (1) DWMT72296 11/16" Ratcheting Wrench (1) DWMT72297 3/4" Ratcheting Wrench Carrying Case
DWMT19232	12-pc. SAE Ratcheting Wrench Set	(1) DWMT72288 1/4" Ratcheting Wrench (1) DWMT72289 5/16" Ratcheting Wrench (1) DWMT79299 11/32" Ratcheting Wrench (1) DWMT72291 3/8" Ratcheting Wrench (1) DWMT72292 7/16" Ratcheting Wrench (1) DWMT72293 1/2" Ratcheting Wrench (1) DWMT72294 9/16" Ratcheting Wrench (1) DWMT72295 5/8" Ratcheting Wrench (1) DWMT72296 11/16" Ratcheting Wrench (1) DWMT72297 3/4" Ratcheting Wrench (1) DWMT75235 13/16" Ratcheting Wrench (1) DWMT75255 7/8" Ratcheting Wrench Carrying Case

Ratcheting Combination Wrench Sets



AVAILABLE		INCLUDES
DWMT74733	8-pc. SAE Ratcheting Combination Wrench Set	(1) DWMT75640 5/16" Ratcheting Combination Wrench (1) DWMT72641 3/8" Ratcheting Combination Wrench (1) DWMT75201 7/16" Ratcheting Combination Wrench (1) DWMT75642 1/2" Ratcheting Combination Wrench (1) DWMT75203 9/16" Ratcheting Combination Wrench (1) DWMT75204 5/8" Ratcheting Combination Wrench (1) DWMT75205 11/16" Ratcheting Combination Wrench (1) DWMT75206 3/4" Ratcheting Combination Wrench
DWMT74734	8-pc. Metric Ratcheting Combination Wrench Set	(1) DWMT72298 10mm Ratcheting Combination Wrench (1) DWMT72299 11mm Ratcheting Combination Wrench (1) DWMT72300 12mm Ratcheting Combination Wrench (1) DWMT72301 13mm Ratcheting Combination Wrench (1) DWMT72302 14mm Ratcheting Combination Wrench (1) DWMT72303 15mm Ratcheting Combination Wrench (1) DWMT72304 16mm Ratcheting Combination Wrench (1) DWMT72305 17mm Ratcheting Combination Wrench Carrying Case

WRENCH SETS

Stubby Ratcheting Wrench Set



AVAILABLE		INCLUDES
DWMT19262	7-pc. SAE Stubby Ratcheting Wrench Set	(1) DWMT72291 3/8" Ratcheting Wrench (1) DWMT72292 7/16" Ratcheting Wrench (1) DWMT72293 1/2" Ratcheting Wrench (1) DWMT72294 9/16" Ratcheting Wrench (1) DWMT72295 5/8" Ratcheting Wrench (1) DWMT72296 11/16" Ratcheting Wrench (1) DWMT72297 3/4" Ratcheting Wrench

Flexible Head Ratcheting Wrench Sets



AVAILABLE		INCLUDES
DWMT19231	12-pc. SAE Flexible Head Ratcheting Wrench Set	(1) DWMT75635 5/16" Flexible Head Ratcheting Wrench (1) DWMT75210 3/8" Flexible Head Ratcheting Wrench (1) DWMT75212 7/16" Flexible Head Ratcheting Wrench (1) DWMT75200 1/2" Flexible Head Ratcheting Wrench (1) DWMT75213 9/16" Flexible Head Ratcheting Wrench (1) DWMT75211 5/8" Flexible Head Ratcheting Wrench
DWMT19229	12-pc. Metric Flexible Head Ratcheting Wrench Set	(1) DWMT75640 8mm Flexible Head Ratcheting Wrench (1) DWMT75641 9mm Flexible Head Ratcheting Wrench (1) DWMT75201 10mm Flexible Head Ratcheting Wrench (1) DWMT75642 11mm Flexible Head Ratcheting Wrench (1) DWMT75203 12mm Flexible Head Ratcheting Wrench (1) DWMT75204 13mm Flexible Head Ratcheting Wrench
		(1) DWMT75202 11/16" Flexible Head Ratcheting Wrench (1) DWMT75209 3/4" Flexible Head Ratcheting Wrench (1) DWMT19584 13/16" Flexible Head Ratcheting Wrench (1) DWMT19586 7/8" Flexible Head Ratcheting Wrench (1) DWMT19585 15/16" Flexible Head Ratcheting Wrench (1) DWMT19582 1" Flexible Head Ratcheting Wrench

Combination Wrench Sets



AVAILABLE		INCLUDES
DWMT73809	8-pc. SAE Combination Wrench Set	(1) DWMT72189 1/4" Combination Wrench (1) DWMT72191 5/16" Combination Wrench (1) DWMT72193 3/8" Combination Wrench (1) DWMT72194 7/16" Combination Wrench (1) DWMT72195 1/2" Combination Wrench
DWMT19265	9-pc. SAE Combination Wrench Set	(1) DWMT72189 1/4" Combination Wrench (1) DWMT72191 5/16" Combination Wrench (1) DWMT72193 3/8" Combination Wrench (1) DWMT72194 7/16" Combination Wrench (1) DWMT72195 1/2" Combination Wrench
DWMT19234	17-pc. SAE Combination Wrench Set	(1) DWMT72189 1/4" Combination Wrench (1) DWMT72191 5/16" Combination Wrench (1) DWMT72192 11/32" Combination Wrench (1) DWMT72193 3/8" Combination Wrench (1) DWMT72194 7/16" Combination Wrench (1) DWMT72195 1/2" Combination Wrench (1) DWMT72196 9/16" Combination Wrench (1) DWMT72197 5/8" Combination Wrench (1) DWMT72198 11/16" Combination Wrench
DWMT73810	8-pc. Metric Combination Wrench Set	(1) DWMT72211 10mm Combination Wrench (1) DWMT72212 11mm Combination Wrench (1) DWMT72213 12mm Combination Wrench (1) DWMT72214 13mm Combination Wrench (1) DWMT72215 14mm Combination Wrench
DWMT19237	10-pc. Metric Combination Wrench Set	(1) DWMT72211 10mm Combination Wrench (1) DWMT72212 11mm Combination Wrench (1) DWMT72213 12mm Combination Wrench (1) DWMT72214 13mm Combination Wrench (1) DWMT72215 14mm Combination Wrench (1) DWMT72216 15mm Combination Wrench
DWMT19237	18-pc. Metric Combination Wrench Set	(1) DWMT75708 6mm Combination Wrench (1) DWMT75197 7mm Combination Wrench (1) DWMT75198 8mm Combination Wrench (1) DWMT75199 9mm Combination Wrench (1) DWMT72211 10mm Combination Wrench (1) DWMT72212 11mm Combination Wrench (1) DWMT72213 12mm Combination Wrench (1) DWMT72214 13mm Combination Wrench (1) DWMT72215 14mm Combination Wrench (1) DWMT72216 15mm Combination Wrench
		(1) DWMT72196 9/16" Combination Wrench (1) DWMT72197 5/8" Combination Wrench (1) DWMT72198 11/16" Combination Wrench Carrying Case
		(1) DWMT72196 9/16" Combination Wrench (1) DWMT72197 5/8" Combination Wrench (1) DWMT72198 11/16" Combination Wrench (1) DWMT72199 3/4" Combination Wrench Carrying Case
		(1) DWMT72199 3/4" Combination Wrench (1) DWMT72200 13/16" Combination Wrench (1) DWMT72201 7/8" Combination Wrench (1) DWMT72202 15/16" Combination Wrench (1) DWMT75184 1" Combination Wrench (1) DWMT75187 1-1/4" Combination Wrench (1) DWMT75188 1-1/8" Combination Wrench (1) DWMT75185 1-1/16" Combination Wrench Carrying Case
		(1) DWMT72216 15mm Combination Wrench (1) DWMT72217 16mm Combination Wrench (1) DWMT72218 17mm Combination Wrench Carrying Case
		(1) DWMT72217 16mm Combination Wrench (1) DWMT72218 17mm Combination Wrench (1) DWMT72219 18mm Combination Wrench (1) DWMT72220 19mm Combination Wrench Carrying Case
		(1) DWMT72217 16mm Combination Wrench (1) DWMT72218 17mm Combination Wrench (1) DWMT72219 18mm Combination Wrench (1) DWMT72220 19mm Combination Wrench (1) DWMT75192 20mm Combination Wrench (1) DWMT75193 21mm Combination Wrench (1) DWMT75194 22mm Combination Wrench (1) DWMT79119 24mm Combination Wrench Carrying Case

1/4" DRIVE IMPACT SOCKETS

1/4" Drive Standard Impact Sockets



AVAILABLE		DRIVE SIZE	POINT SIZE	SIZE	NUT, DRIVE END DIA.	NUT, BOLT DEPTH	LENGTH	WEIGHT
DWMT17344	3/16" Standard Impact Socket	1/4"	6	3/16"	11/32", 1/2"	13/32", 11/32"	29/32"	0.03 lbs
DWMT19004	7/32" Standard Impact Socket	1/4"	6	7/32"	3/8", 1/2"	13/32", 11/32"	29/32"	0.03 lbs
DWMT17326	1/4" Standard Impact Socket	1/4"	6	1/4"	13/32", 1/2"	7/16", 11/32"	29/32"	0.03 lbs
DWMT19009	9/32" Standard Impact Socket	1/4"	6	9/32"	7/16", 1/2"	7/16", 11/32"	29/32"	0.03 lbs
DWMT17349	5/16" Standard Impact Socket	1/4"	6	5/16"	15/32", 1/2"	7/16", 11/32"	29/32"	0.03 lbs
DWMT17328	11/32" Standard Impact Socket	1/4"	6	11/32"	1/2", 1/2"	7/16", 11/32"	29/32"	0.03 lbs
DWMT17345	3/8" Standard Impact Socket	1/4"	6	3/8"	9/16", 1/2"	7/16", 11/32"	29/32"	0.03 lbs
DWMT19003	7/16" Standard Impact Socket	1/4"	6	7/16"	5/8", 1/2"	7/16", 11/32"	29/32"	0.03 lbs
DWMT17325	1/2" Standard Impact Socket	1/4"	6	1/2"	23/32", 1/2"	7/16", 11/32"	29/32"	0.03 lbs
DWMT19008	9/16" Standard Impact Socket	1/4"	6	9/16"	25/32", 1/2"	7/16", 15/32"	29/32"	0.04 lbs
<hr/>								
DWMT17347	4mm Standard Impact Socket	1/4"	6	4mm	11/32", 1/2"	3/16", 11/32"	29/32"	0.03 lbs
DWMT17346	4.5mm Standard Impact Socket	1/4"	6	4.5mm	5/16", 1/2"	3/16", 11/32"	29/32"	0.03 lbs
DWMT19000	5mm Standard Impact Socket	1/4"	6	5mm	11/32", 1/2"	5/16", 11/32"	29/32"	0.03 lbs
DWMT17348	5.5mm Standard Impact Socket	1/4"	6	5.5mm	3/8", 1/2"	1/4", 11/32"	29/32"	0.03 lbs
DWMT19002	6mm Standard Impact Socket	1/4"	6	6mm	3/8", 1/2"	5/16", 11/32"	29/32"	0.03 lbs
DWMT19006	7mm Standard Impact Socket	1/4"	6	7mm	7/16", 1/2"	5/16", 11/32"	29/32"	0.03 lbs
DWMT19007	8mm Standard Impact Socket	1/4"	6	8mm	15/32", 1/2"	5/16", 11/32"	29/32"	0.03 lbs
DWMT19010	9mm Standard Impact Socket	1/4"	6	9mm	17/32", 1/2"	5/16", 11/32"	29/32"	0.03 lbs
DWMT17327	10mm Standard Impact Socket	1/4"	6	10mm	9/16", 1/2"	5/16", 11/32"	29/32"	0.03 lbs
DWMT17329	11mm Standard Impact Socket	1/4"	6	11mm	5/8", 1/2"	11/32", 11/32"	29/32"	0.04 lbs
DWMT17340	12mm Standard Impact Socket	1/4"	6	12mm	21/32", 1/2"	11/32", 11/32"	29/32"	0.04 lbs
DWMT17341	13mm Standard Impact Socket	1/4"	6	13mm	3/4", 1/2"	11/32", 7/16"	29/32"	0.04 lbs
DWMT17342	14mm Standard Impact Socket	1/4"	6	14mm	25/32", 1/2"	11/32", 7/16"	29/32"	0.04 lbs
DWMT17343	15mm Standard Impact Socket	1/4"	6	15mm	13/16", 1/2"	11/32", 7/16"	29/32"	0.05 lbs

1/4" Drive Deep Impact Sockets



AVAILABLE		DRIVE SIZE	POINT SIZE	SIZE	NUT, DRIVE END DIA.	NUT, BOLT DEPTH	LENGTH	WEIGHT
DWMT17249	3/16" Deep Impact Socket	1/4"	6	3/16"	11/32", 1/2"	11/32", 1-3/16"	1-31/32"	0.1 lbs
DWMT17319	7/32" Deep Impact Socket	1/4"	6	7/32"	3/8", 1/2"	11/32", 1-3/16"	1-31/32"	0.1 lbs
DWMT17241	1/4" Deep Impact Socket	1/4"	6	1/4"	13/32", 1/2"	7/16", 1-3/16"	1-31/32"	0.1 lbs
DWMT17323	9/32" Deep Impact Socket	1/4"	6	9/32"	7/16", 1/2"	7/16", 1-3/16"	1-31/32"	0.1 lbs
DWMT17315	5/16" Deep Impact Socket	1/4"	6	5/16"	15/32", 1/2"	1/2", 1-3/16"	1-31/32"	0.1 lbs
DWMT17243	11/32" Deep Impact Socket	1/4"	6	11/32"	17/32", 1/2"	1/2", 1-3/16"	1-31/32"	0.1 lbs
DWMT17311	3/8" Deep Impact Socket	1/4"	6	3/8"	9/16", 1/2"	1/2", 1-3/16"	1-31/32"	0.1 lbs
DWMT17318	7/16" Deep Impact Socket	1/4"	6	7/16"	5/8", 1/2"	1/2", 1-3/16"	1-31/32"	0.1 lbs
DWMT17240	1/2" Deep Impact Socket	1/4"	6	1/2"	3/4", 1/2"	1/2", 1-3/16"	1-31/32"	0.1 lbs
DWMT17322	9/16" Deep Impact Socket	1/4"	6	9/16"	25/32", 1/2"	1/2", 1-3/16"	1-31/32"	0.1 lbs
<hr/>								
DWMT17313	4mm Deep Impact Socket	1/4"	6	4mm	9/32", 1/2"	9/32", 1-3/16"	1-31/32"	0.1 lbs
DWMT17312	4.5mm Deep Impact Socket	1/4"	6	4.5mm	5/16", 1/2"	5/16", 1-3/16"	1-31/32"	0.1 lbs
DWMT17316	5mm Deep Impact Socket	1/4"	6	5mm	11/32", 1/2"	11/32", 1-3/16"	1-31/32"	0.1 lbs
DWMT17314	5.5mm Deep Impact Socket	1/4"	6	5.5mm	3/8", 1/2"	11/32", 1-3/16"	1-31/32"	0.1 lbs
DWMT17317	6mm Deep Impact Socket	1/4"	6	6mm	3/8", 1/2"	7/16", 1-3/16"	1-31/32"	0.1 lbs
DWMT17320	7mm Deep Impact Socket	1/4"	6	7mm	7/16", 1/2"	7/16", 1-3/16"	1-31/32"	0.1 lbs
DWMT17321	8mm Deep Impact Socket	1/4"	6	8mm	15/32", 1/2"	1/2", 1-3/16"	1-31/32"	0.1 lbs
DWMT17324	9mm Deep Impact Socket	1/4"	6	9mm	17/32", 1/2"	1/2", 1-3/16"	1-31/32"	0.1 lbs
DWMT17242	10mm Deep Impact Socket	1/4"	6	10mm	9/16", 1/2"	1/2", 1-3/16"	1-31/32"	0.1 lbs
DWMT17244	11mm Deep Impact Socket	1/4"	6	11mm	5/8", 1/2"	1/2", 1-3/16"	1-31/32"	0.1 lbs
DWMT17245	12mm Deep Impact Socket	1/4"	6	12mm	21/32", 1/2"	1/2", 1-3/16"	1-31/32"	0.1 lbs
DWMT17246	13mm Deep Impact Socket	1/4"	6	13mm	3/4", 1/2"	1/2", 1-3/16"	1-31/32"	0.1 lbs
DWMT17247	14mm Deep Impact Socket	1/4"	6	14mm	25/32", 1/2"	1/2", 1-3/16"	1-31/32"	0.1 lbs
DWMT17248	15mm Deep Impact Socket	1/4"	6	15mm	13/16", 1/2"	1/2", 1-3/16"	1-31/32"	0.1 lbs

3/8" DRIVE IMPACT SOCKETS & 3/8" IMPACT ACCESSORIES

3/8" Drive Standard Impact Sockets



AVAILABLE		DRIVE SIZE	POINT SIZE	SIZE	NUT, DRIVE END DIA.	NUT, BOLT DEPTH	LENGTH	WEIGHT
DWMT19208	5/16" Standard Impact Socket	3/8"	6	5/16"	1/2", 3/4"	9/32", 1/2"	1-5/32"	0.1 lbs
DWMT74478	3/8" Standard Impact Socket	3/8"	6	3/8"	9/16", 3/4"	5/16", 1/2"	1-5/32"	0.1 lbs
DWMT74479	7/16" Standard Impact Socket	3/8"	6	7/16"	11/16", 3/4"	11/32", 1/2"	1-5/32"	0.1 lbs
DWMT74481	1/2" Standard Impact Socket	3/8"	6	1/2"	3/4", 3/4"	11/32", 1/2"	1-5/32"	0.1 lbs
DWMT74482	9/16" Standard Impact Socket	3/8"	6	9/16"	25/32", 3/4"	11/32", 1/2"	1-5/32"	0.1 lbs
DWMT74483	5/8" Standard Impact Socket	3/8"	6	5/8"	15/16", 7/8"	7/16", 1/2"	1-3/16"	0.1 lbs
DWMT74484	11/16" Standard Impact Socket	3/8"	6	11/16"	31/32", 7/8"	7/16", 1/2"	1-3/16"	0.1 lbs
DWMT74486	3/4" Standard Impact Socket	3/8"	6	3/4"	1-1/16", 7/8"	1/2", 9/16"	1-3/16"	0.1 lbs
DWMT74487	13/16" Standard Impact Socket	3/8"	6	13/16"	1-3/16", 7/8"	1/2", 9/16"	1-3/16"	0.2 lbs
DWMT74488	7/8" Standard Impact Socket	3/8"	6	7/8"	1-1/4", 7/8"	1/2", 9/16"	1-3/16"	0.2 lbs
DWMT19049	15/16" Standard Impact Socket	3/8"	6	15/16"	1-11/32", 7/8"	1/2", 9/16"	1-3/16"	0.2 lbs
DWMT74489	1" Standard Impact Socket	3/8"	6	1"	1-13/32", 7/8"	1/2", 9/16"	1-3/16"	0.3 lbs
DWMT19050	7mm Standard Impact Socket	3/8"	6	7mm	7/16", 3/4"	9/32", 1/2"	1-5/32"	0.1 lbs
DWMT19209	8mm Standard Impact Socket	3/8"	6	8mm	1/2", 3/4"	9/32", 1/2"	1-5/32"	0.1 lbs
DWMT19211	9mm Standard Impact Socket	3/8"	6	9mm	9/16", 3/4"	5/16", 1/2"	1-5/32"	0.1 lbs
DWMT19197	10mm Standard Impact Socket	3/8"	6	10mm	19/32", 3/4"	5/16", 1/2"	1-5/32"	0.1 lbs
DWMT19198	11mm Standard Impact Socket	3/8"	6	11mm	21/32", 3/4"	11/32", 1/2"	1-5/32"	0.1 lbs
DWMT74491	12mm Standard Impact Socket	3/8"	6	12mm	23/32", 3/4"	11/32", 1/2"	1-5/32"	0.1 lbs
DWMT74492	13mm Standard Impact Socket	3/8"	6	13mm	3/4", 3/4"	11/32", 1/2"	1-5/32"	0.1 lbs
DWMT74493	14mm Standard Impact Socket	3/8"	6	14mm	25/32", 3/4"	11/32", 1/2"	1-5/32"	0.1 lbs
DWMT74494	15mm Standard Impact Socket	3/8"	6	15mm	7/8", 3/4"	7/16", 1/2"	1-5/32"	0.1 lbs
DWMT74495	16mm Standard Impact Socket	3/8"	6	16mm	15/16", 7/8"	7/16", 9/16"	1-3/16"	0.1 lbs
DWMT74496	17mm Standard Impact Socket	3/8"	6	17mm	31/32", 7/8"	7/16", 9/16"	1-3/16"	0.1 lbs
DWMT74497	18mm Standard Impact Socket	3/8"	6	18mm	1-1/32", 7/8"	7/16", 5/8"	1-3/16"	0.1 lbs
DWMT74498	19mm Standard Impact Socket	3/8"	6	19mm	1-1/16", 7/8"	1/2", 21/32"	1-3/16"	0.1 lbs

3/8" Drive Deep Impact Sockets



AVAILABLE		DRIVE SIZE	POINT SIZE	SIZE	NUT, DRIVE END DIA.	NUT, BOLT DEPTH	LENGTH	WEIGHT
DWMT19055	5/16" Deep Impact Socket	3/8"	6	5/16"	1/2", 3/4"	15/32", 1-3/16"	2-15/32"	0.2 lbs
DWMT19163	3/8" Deep Impact Socket	3/8"	6	3/8"	9/16", 3/4"	23/32", 1-3/16"	2-15/32"	0.2 lbs
DWMT19223	7/16" Deep Impact Socket	3/8"	6	7/16"	11/16", 3/4"	23/32", 1-3/16"	2-15/32"	0.2 lbs
DWMT19052	1/2" Deep Impact Socket	3/8"	6	1/2"	3/4", 3/4"	7/8", 1-3/16"	2-15/32"	0.2 lbs
DWMT19162	9/16" Deep Impact Socket	3/8"	6	9/16"	25/32", 3/4"	15/16", 1-3/16"	2-15/32"	0.2 lbs
DWMT19056	5/8" Deep Impact Socket	3/8"	6	5/8"	15/16", 7/8"	31/32", 1-3/16"	2-15/32"	0.3 lbs
DWMT19053	11/16" Deep Impact Socket	3/8"	6	11/16"	31/32", 7/8"	31/32", 1-5/16"	2-15/32"	0.3 lbs
DWMT19054	3/4" Deep Impact Socket	3/8"	6	3/4"	1-1/16", 7/8"	31/32", 1-5/16"	2-15/32"	0.3 lbs
DWMT19165	13/16" Deep Impact Socket	3/8"	6	13/16"	1-3/16", 7/8"	31/32", 1-5/16"	2-15/32"	0.3 lbs
DWMT19167	7/8" Deep Impact Socket	3/8"	6	7/8"	1-1/4", 7/8"	31/32", 1-5/16"	2-15/32"	0.4 lbs
DWMT19166	15/16" Deep Impact Socket	3/8"	6	15/16"	1-11/32", 7/8"	31/32", 1-5/16"	2-15/32"	0.5 lbs
DWMT19164	1" Deep Impact Socket	3/8"	6	1"	1-13/32", 7/8"	31/32", 1-5/16"	2-15/32"	0.5 lbs
DWMT19224	8mm Deep Impact Socket	3/8"	6	8mm	1/2", 3/4"	15/32", 1-3/16"	2-15/32"	0.2 lbs
DWMT19225	9mm Deep Impact Socket	3/8"	6	9mm	9/16", 3/4"	15/32", 1-3/16"	2-15/32"	0.2 lbs
DWMT19213	10mm Deep Impact Socket	3/8"	6	10mm	19/32", 3/4"	23/32", 1-3/16"	2-15/32"	0.2 lbs
DWMT19214	11mm Deep Impact Socket	3/8"	6	11mm	21/32", 3/4"	23/32", 1-3/16"	2-15/32"	0.2 lbs
DWMT19215	12mm Deep Impact Socket	3/8"	6	12mm	23/32", 3/4"	25/32", 1-3/16"	2-15/32"	0.2 lbs
DWMT19216	13mm Deep Impact Socket	3/8"	6	13mm	3/4", 3/4"	7/8", 1-3/16"	2-15/32"	0.2 lbs
DWMT19217	14mm Deep Impact Socket	3/8"	6	14mm	25/32", 3/4"	15/16", 1-3/16"	2-15/32"	0.2 lbs
DWMT19218	15mm Deep Impact Socket	3/8"	6	15mm	7/8", 3/4"	31/32", 1-3/16"	2-15/32"	0.2 lbs
DWMT19219	16mm Deep Impact Socket	3/8"	6	16mm	15/16", 7/8"	31/32", 1-3/16"	2-15/32"	0.3 lbs
DWMT19220	17mm Deep Impact Socket	3/8"	6	17mm	31/32", 7/8"	31/32", 1-5/16"	2-15/32"	0.3 lbs
DWMT19221	18mm Deep Impact Socket	3/8"	6	18mm	1-1/32", 7/8"	31/32", 1-5/16"	2-15/32"	0.3 lbs
DWMT19222	19mm Deep Impact Socket	3/8"	6	19mm	1-1/16", 7/8"	31/32", 1-5/16"	2-15/32"	0.3 lbs

3/8" Drive Impact Accessories



AVAILABLE		TOOL LENGTH	TOOL WEIGHT
DWMT17165	3/8" Drive Impact Universal Joint	2"	0.2 lbs
DWMT17162	3/8" Drive, 3" Impact Extension	3"	0.2 lbs
DWMT17163	3/8" Drive, 5" Impact Extension	5"	0.3 lbs
DWMT17164	3/8" Drive, 7" Impact Extension	7"	0.4 lbs
DWMT17154	3/8" Drive, 1/4" - 9/16" (6-15mm) Retaining Pin		
DWMT17152	3/8" Drive, 5/8" - 1" (16-24mm) Retaining Pin		
DWMT17156	3/8" Drive, 1/4" - 9/16" (6-15mm) O-Ring		
DWMT17153	3/8" Drive, 5/8" - 1" (16-24mm) O-Ring		

3/8" DRIVE UNIVERSAL IMPACT SOCKETS

3/8" Drive Universal Impact Sockets



AVAILABLE		DRIVE SIZE	POINT SIZE	SIZE	NUT, DRIVE END DIA.	NUT, BOLT DEPTH	LENGTH	WEIGHT
DWMT19185	5/16" Universal Impact Socket	3/8"	6	5/16"	11/32", 7/8"	9/16", 9/16"	2-5/32"	0.2 lbs
DWMT19051	3/8" Universal Impact Socket	3/8"	6	3/8"	11/32", 7/8"	19/32", 19/32"	2-5/32"	0.2 lbs
DWMT19187	7/16" Universal Impact Socket	3/8"	6	7/16"	11/32", 7/8"	21/32", 21/32"	2-5/32"	0.2 lbs
DWMT19169	1/2" Universal Impact Socket	3/8"	6	1/2"	15/32", 7/8"	3/4", 3/4"	2-5/32"	0.2 lbs
DWMT19196	9/16" Universal Impact Socket	3/8"	6	9/16"	1/2", 7/8"	13/16", 13/16"	2-5/32"	0.2 lbs
DWMT19186	5/8" Universal Impact Socket	3/8"	6	5/8"	1/2", 7/8"	29/32", 29/32"	2-5/32"	0.3 lbs
DWMT19171	11/16" Universal Impact Socket	3/8"	6	11/16"	1/2", 7/8"	31/32", 31/32"	2-5/32"	0.3 lbs
DWMT19184	3/4" Universal Impact Socket	3/8"	6	3/4"	1/2", 7/8"	1-1/16", 1-1/16"	2-5/32"	0.3 lbs
DWMT19174	13/16" Universal Impact Socket	3/8"	6	13/16"	1/2", 7/8"	1-3/16", 1-3/16"	2-5/32"	0.3 lbs
DWMT19195	7/8" Universal Impact Socket	3/8"	6	7/8"	1/2", 7/8"	1-1/4", 1-1/4"	2-5/32"	0.3 lbs
DWMT19177	15/16" Universal Impact Socket	3/8"	6	15/16"	1/2", 7/8"	1-11/32", 1-11/32"	2-5/32"	0.4 lbs
DWMT19168	1" Universal Impact Socket	3/8"	6	1"	1/2", 7/8"	1-13/32", 1-13/32"	2-5/32"	0.4 lbs
DWMT19170	10mm Deep Impact Socket	3/8"	6	10mm	11/32", 7/8"	19/32", 19/32"	2-5/32"	0.2 lbs
DWMT19172	11mm Deep Impact Socket	3/8"	6	11mm	11/32", 7/8"	21/32", 21/32"	2-5/32"	0.2 lbs
DWMT19173	12mm Deep Impact Socket	3/8"	6	12mm	15/32", 7/8"	3/4", 3/4"	2-5/32"	0.2 lbs
DWMT19175	13mm Deep Impact Socket	3/8"	6	13mm	1/2", 7/8"	3/4", 3/4"	2-5/32"	0.2 lbs
DWMT19176	14mm Deep Impact Socket	3/8"	6	14mm	1/2", 7/8"	13/16", 13/16"	2-5/32"	0.2 lbs
DWMT19178	15mm Deep Impact Socket	3/8"	6	15mm	1/2", 7/8"	7/8", 7/8"	2-5/32"	0.3 lbs
DWMT19179	16mm Deep Impact Socket	3/8"	6	16mm	1/2", 7/8"	29/32", 29/32"	2-5/32"	0.3 lbs
DWMT19181	17mm Deep Impact Socket	3/8"	6	17mm	1/2", 7/8"	31/32", 31/32"	2-5/32"	0.3 lbs
DWMT19182	18mm Deep Impact Socket	3/8"	6	18mm	1/2", 7/8"	31/32", 31/32"	2-5/32"	0.3 lbs
DWMT19183	19mm Deep Impact Socket	3/8"	6	19mm	1/2", 7/8"	1-1/16", 1-1/16"	2-5/32"	0.4 lbs

1/2" DRIVE IMPACT SOCKETS

1/2" Drive Standard Impact Sockets



AVAILABLE		DRIVE SIZE	POINT SIZE	SIZE	NUT, DRIVE END DIA.	NUT, BOLT DEPTH	LENGTH	WEIGHT
DWMT75114	5/8" Standard Impact Socket	1/2"	6	5/8"	5/8", 31/32"	31/32", 21/32"	1-1/2"	0.1 lbs
DWMT75120	23/32" Standard Impact Socket	1/2"	6	23/32"	23/32", 31/32"	31/32", 21/32"	1-1/2"	0.1 lbs
DWMT74654	25/32" Standard Impact Socket	1/2"	6	25/32"	25/32", 31/32"	31/32", 21/32"	1-1/2"	0.1 lbs
DWMT75122	7/8" Standard Impact Socket	1/2"	6	7/8"	7/8", 31/32"	31/32", 21/32"	1-1/2"	0.2 lbs
DWMT75118	31/32" Standard Impact Socket	1/2"	6	31/32"	31/32", 31/32"	31/32", 21/32"	1-1/2"	0.2 lbs
DWMT74655	1-1/32" Standard Impact Socket	1/2"	6	1-1/32"	1-1/32", 31/32"	31/32", 21/32"	1-1/2"	0.2 lbs
DWMT75113	1-3/32" Standard Impact Socket	1/2"	6	1-3/32"	1-3/32", 31/32"	31/32", 21/32"	1-1/2"	0.2 lbs
DWMT74661	1-3/16" Standard Impact Socket	1/2"	6	1-3/16"	1-3/16", 31/32"	31/32", 21/32"	1-1/2"	0.3 lbs
DWMT75121	1-1/4" Standard Impact Socket	1/2"	6	1-1/4"	1-1/4", 1-3/16"	1-3/16", 3/4"	1-1/2"	0.3 lbs
DWMT75104	1-11/32" Standard Impact Socket	1/2"	6	1-11/32"	1-11/32", 1-3/16"	1-3/16", 3/4"	1-1/2"	0.3 lbs
DWMT75119	1-13/32" Standard Impact Socket	1/2"	6	1-13/32"	1-13/32", 1-3/16"	1-3/16", 3/4"	1-1/2"	0.4 lbs
DWMT17233	1-1/2" Standard Impact Socket	1/2"	6	1-1/2"	1-1/2", 1-3/16"	1-3/16", 3/4"	1-9/16"	0.4 lbs
DWMT75125	1-9/16" Standard Impact Socket	1/2"	6	1-9/16"	1-9/16", 1-3/16"	1-3/16", 31/32"	1-9/16"	0.5 lbs
DWMT17239	9mm Standard Impact Socket	1/2"	6	9mm	5/8", 31/32"	13/32", 9/16"	1-1/2"	0.1 lbs
DWMT17157	10mm Standard Impact Socket	1/2"	6	10mm	21/32", 31/32"	13/32", 9/16"	1-1/2"	0.1 lbs
DWMT19203	11mm Standard Impact Socket	1/2"	6	11mm	23/32", 31/32"	13/32", 9/16"	1-1/2"	0.1 lbs
DWMT17186	12mm Standard Impact Socket	1/2"	6	12mm	3/4", 31/32"	7/16", 9/16"	1-1/2"	0.1 lbs
DWMT74660	13mm Standard Impact Socket	1/2"	6	13mm	25/32", 31/32"	7/16", 9/16"	1-1/2"	0.1 lbs
DWMT75102	14mm Standard Impact Socket	1/2"	6	14mm	27/32", 31/32"	7/16", 9/16"	1-1/2"	0.1 lbs
DWMT75103	15mm Standard Impact Socket	1/2"	6	15mm	29/32", 31/32"	15/32", 9/16"	1-1/2"	0.2 lbs
DWMT75105	16mm Standard Impact Socket	1/2"	6	16mm	31/32", 31/32"	15/32", 19/32"	1-1/2"	0.2 lbs
DWMT75106	17mm Standard Impact Socket	1/2"	6	17mm	1-1/32", 31/32"	1/2", 19/32"	1-1/2"	0.2 lbs
DWMT75108	18mm Standard Impact Socket	1/2"	6	18mm	1-1/16", 31/32"	1/2", 5/8"	1-1/2"	0.2 lbs
DWMT75109	19mm Standard Impact Socket	1/2"	6	19mm	1-3/16", 31/32"	1/2", 23/32"	1-1/2"	0.2 lbs
DWMT75110	20mm Standard Impact Socket	1/2"	6	20mm	1-3/16", 31/32"	1/2", 23/32"	1-1/2"	0.2 lbs
DWMT75111	21mm Standard Impact Socket	1/2"	6	21mm	1-1/4", 1-3/16"	9/16", 23/32"	1-1/2"	0.2 lbs

1/2" DRIVE DEEP IMPACT SOCKETS

1/2" Drive Deep Impact Sockets



AVAILABLE		DRIVE SIZE	POINT SIZE	SIZE	NUT, DRIVE END DIA.	NUT, BOLT DEPTH	LENGTH	WEIGHT
DWMT73932	3/8" Deep Impact Socket	1/2"	6	3/8"	5/8", 31/32"	19/32", 1-25/32"	3-7/32"	0.3 lbs
DWMT73933	7/16" Deep Impact Socket	1/2"	6	7/16"	23/32", 31/32"	19/32", 1-25/32"	3-7/32"	0.4 lbs
DWMT73934	1/2" Deep Impact Socket	1/2"	6	1/2"	25/32", 31/32"	19/32", 1-25/32"	3-7/32"	0.4 lbs
DWMT73935	9/16" Deep Impact Socket	1/2"	6	9/16"	7/8", 31/32"	21/32", 1-25/32"	3-7/32"	0.4 lbs
DWMT73936	5/8" Deep Impact Socket	1/2"	6	5/8"	31/32", 31/32"	23/32", 1-25/32"	3-7/32"	0.4 lbs
DWMT73937	11/16" Deep Impact Socket	1/2"	6	11/16"	1-3/32", 31/32"	23/32", 1-25/32"	3-7/32"	0.4 lbs
DWMT73938	3/4" Deep Impact Socket	1/2"	6	3/4"	1-3/16", 31/32"	1-1/32", 1-25/32"	3-7/32"	0.5 lbs
DWMT17232	13/16" Deep Impact Socket	1/2"	6	13/16"	1-1/4", 1-3/16"	1-1/32", 1-25/32"	3-7/32"	0.5 lbs
DWMT73940	7/8" Deep Impact Socket	1/2"	6	7/8"	1-1/32", 31/32"	23/32", 1-25/32"	3-7/32"	0.6 lbs
DWMT73941	15/16" Deep Impact Socket	1/2"	6	15/16"	1-11/32", 1-3/16"	1-1/32", 1-25/32"	3-7/32"	0.7 lbs
DWMT73942	1" Deep Impact Socket	1/2"	6	1"	1-13/32", 1-3/16"	1-1/32", 1-25/32"	3-7/32"	0.8 lbs
DWMT74656	1-1/16" Deep Impact Socket	1/2"	6	1-1/16"	1-1/2", 1-3/16"	1-1/32", 1-25/32"	3-7/32"	0.8 lbs
DWMT74659	1-1/8" Deep Impact Socket	1/2"	6	1-1/8"	1-9/16", 1-3/16"	1-1/32", 1-25/32"	3-7/32"	0.9 lbs

1/2" DRIVE SOCKETS & 1/2" IMPACT ACCESSORIES

1/2" Drive Deep Impact Sockets



AVAILABLE		DRIVE SIZE	POINT SIZE	SIZE	NUT, DRIVE END DIA.	NUT, BOLT DEPTH	LENGTH	WEIGHT
DWMT17226	9mm Deep Impact Socket	1/2"	6	9mm	5/8", 31/32"	19/32", 1-25/32"	3-7/32"	0.3 lbs
DWMT73943	10mm Deep Impact Socket	1/2"	6	10mm	21/32", 31/32"	19/32", 1-25/32"	3-7/32"	0.4 lbs
DWMT73944	11mm Deep Impact Socket	1/2"	6	11mm	23/32", 31/32"	19/32", 1-25/32"	3-7/32"	0.4 lbs
DWMT73945	12mm Deep Impact Socket	1/2"	6	12mm	3/4", 31/32"	19/32", 1-25/32"	3-7/32"	0.4 lbs
DWMT17213	13mm Deep Impact Socket	1/2"	6	13mm	25/32", 31/32"	19/32", 1-25/32"	3-7/32"	0.4 lbs
DWMT73947	14mm Deep Impact Socket	1/2"	6	14mm	27/32", 31/32"	23/32", 1-25/32"	3-7/32"	0.4 lbs
DWMT75126	15mm Deep Impact Socket	1/2"	6	15mm	29/32", 31/32"	23/32", 1-25/32"	3-7/32"	0.4 lbs
DWMT73948	16mm Deep Impact Socket	1/2"	6	16mm	31/32", 31/32"	23/32", 1-25/32"	3-7/32"	0.4 lbs
DWMT73949	17mm Deep Impact Socket	1/2"	6	17mm	1-1/32", 31/32"	3/4", 1-25/32"	3-7/32"	0.4 lbs
DWMT17214	18mm Deep Impact Socket	1/2"	6	18mm	1-1/16", 31/32"	3/4", 1-25/32"	3-7/32"	0.4 lbs
DWMT73950	19mm Deep Impact Socket	1/2"	6	19mm	1-3/16", 31/32"	3/4", 1-25/32"	3-7/32"	0.5 lbs
DWMT75128	20mm Deep Impact Socket	1/2"	6	20mm	1-3/16", 31/32"	1-1/32", 1-25/32"	3-7/32"	0.5 lbs
DWMT73951	21mm Deep Impact Socket	1/2"	6	21mm	1-1/4", 1-3/16"	1-1/32", 1-25/32"	3-7/32"	0.5 lbs
DWMT73952	22mm Deep Impact Socket	1/2"	6	22mm	1-1/4", 1-3/16"	1-1/32", 1-25/32"	3-7/32"	0.6 lbs
DWMT75112	22mm Deep Impact Socket	1/2"	6	22mm	1-1/4", 1-3/16"	9/16", 23/32"	1-1/2"	0.3 lbs

1/2" Drive Impact Socket Hex Bits



AVAILABLE		DRIVE SIZE	TIP	SIZE	BIT LENGTH	OVERALL LENGTH	WEIGHT
DWMT17175	5/16" Impact Socket Hex Bit	1/2"	Hex	5/16"	9/16"	3-1/16"	0.2 lbs
DWMT17174	3/8" Impact Socket Hex Bit	1/2"	Hex	3/8"	19/32"	3-1/16"	0.2 lbs
DWMT17179	7/16" Impact Socket Hex Bit	1/2"	Hex	7/16"	5/8"	3-1/16"	0.2 lbs
DWMT17166	1/2" Impact Socket Hex Bit	1/2"	Hex	1/2"	5/8"	3-1/16"	0.3 lbs
DWMT17181	9/16" Impact Socket Hex Bit	1/2"	Hex	9/16"	5/8"	3-1/16"	0.3 lbs
DWMT17176	5/8" Impact Socket Hex Bit	1/2"	Hex	5/8"	21/32"	3-1/16"	0.4 lbs
DWMT17173	11/16" Impact Socket Hex Bit	1/2"	Hex	11/16"	23/32"	3-1/16"	0.4 lbs
DWMT17177	5mm Impact Socket Hex Bit	1/2"	Hex	5mm	15/32"	2-15/32"	0.2 lbs
DWMT17178	6mm Impact Socket Hex Bit	1/2"	Hex	6mm	1/2"	2-15/32"	0.2 lbs
DWMT17180	8mm Impact Socket Hex Bit	1/2"	Hex	8mm	9/16"	2-15/32"	0.2 lbs
DWMT17167	10mm Impact Socket Hex Bit	1/2"	Hex	10mm	19/32"	2-15/32"	0.2 lbs
DWMT17169	12mm Impact Socket Hex Bit	1/2"	Hex	12mm	5/8"	2-15/32"	0.3 lbs
DWMT17170	14mm Impact Socket Hex Bit	1/2"	Hex	14mm	5/8"	2-15/32"	0.3 lbs
DWMT17171	17mm Impact Socket Hex Bit	1/2"	Hex	17mm	21/32"	2-15/32"	0.4 lbs
DWMT17172	19mm Impact Socket Hex Bit	1/2"	Hex	19mm	23/32"	2-15/32"	0.5 lbs

1/2" DRIVE SOCKETS & 1/2" IMPACT ACCESSORIES

1/2" Drive Impact Accessories



AVAILABLE		TOOL LENGTH	TOOL WEIGHT
DWMT75366	1/2" Drive Impact Universal Joint	2-7/16"	0.4 lbs
DWMT19200	1/2" Drive, 2" Impact Extension	1-31/32"	0.2 lbs
DWMT75367	1/2" Drive, 3" Impact Extension	3"	0.2 lbs
DWMT75368	1/2" Drive, 5" Impact Extension	5"	0.3 lbs
DWMT75369	1/2" Drive, 10" Impact Extension	9-27/32"	0.5 lbs
DWMT75371	1/2" Drive, 1/2" Female - 3/8" Male Impact Adapter	1-1/2"	0.1 lbs
DWMT75372	1/2" Drive, 1/2" Female - 3/4" Male Impact Adapter	1-7/8"	0.3 lbs
DWMT17139	1/2" Drive, 2" - 2-1/4" Retaining Pin		
DWMT17146	1/2" Drive, 5/16" - 13/16" (8-20mm) Retaining Pin		
DWMT17140	1/2" Drive, 7/8" - 1-1/4" (21-32mm) Retaining Pin		
DWMT17142	1/2" Drive, 1-5/16" - 1-3/8" (3-36mm) Retaining Pin		
DWMT17144	1/2" Drive, 1-7/16" - 15/16" (37-50mm) Retaining Pin		
DWMT17147	1/2" Drive, 5/16" - 13/16" (8-20mm) O-Ring		
DWMT17141	1/2" Drive, 7/8" - 1-1/4" (21-32mm) O-Ring		
DWMT17143	1/2" Drive, 1-5/16" - 1-3/8" (33-36mm) O-Ring		
DWMT17145	1/2" Drive, 1-7/16" - 1-15/16" (37-50mm) O-Ring		

3/4" DRIVE SOCKETS

3/4" Drive Standard Impact Sockets



AVAILABLE		DRIVE SIZE	POINT SIZE	SIZE	NUT, DRIVE END DIA.	NUT, BOLT DEPTH	LENGTH	WEIGHT
DWMT19019	1/2" Standard Impact Socket	3/4"	6	1/2"	7/8", 1-9/16"	5/8", 25/32"	1-31/32"	0.4 lbs
DWMT19037	9/16" Standard Impact Socket	3/4"	6	9/16"	1", 1-9/16"	5/8", 25/32"	1-31/32"	0.5 lbs
DWMT19036	5/8" Standard Impact Socket	3/4"	6	5/8"	1-3/32", 1-9/16"	5/8", 25/32"	1-31/32"	0.5 lbs
DWMT19021	11/16" Standard Impact Socket	3/4"	6	11/16"	1-5/32", 1-9/16"	5/8", 25/32"	1-31/32"	0.5 lbs
DWMT75170	3/4" Standard Impact Socket	3/4"	6	3/4"	1-3/16", 1-9/16"	5/8", 25/32"	1-31/32"	0.5 lbs
DWMT75159	13/16" Standard Impact Socket	3/4"	6	13/16"	1-1/4", 1-9/16"	23/32", 25/32"	2-1/16"	0.6 lbs
DWMT75178	7/8" Standard Impact Socket	3/4"	6	7/8"	1-11/32", 1-9/16"	23/32", 25/32"	2-1/16"	0.6 lbs
DWMT75163	15/16" Standard Impact Socket	3/4"	6	15/16"	1-13/32", 1-9/16"	23/32", 25/32"	2-1/16"	0.6 lbs
DWMT75154	1" Standard Impact Socket	3/4"	6	1"	1-9/16", 1-9/16"	23/32", 25/32"	2-1/16"	0.6 lbs
DWMT75155	1-1/16" Standard Impact Socket	3/4"	6	1-1/16"	1-9/16", 1-9/16"	23/32", 25/32"	2-1/16"	0.6 lbs
DWMT75158	1-1/8" Standard Impact Socket	3/4"	6	1-1/8"	1-21/32", 1-21/32"	3/4", 31/32"	2-1/16"	0.7 lbs
DWMT75160	1-3/16" Standard Impact Socket	3/4"	6	1-3/16"	1-23/32", 1-21/32"	3/4", 31/32"	2-1/16"	0.8 lbs
DWMT75157	1-1/4" Standard Impact Socket	3/4"	6	1-1/4"	1-13/16", 1-21/32"	23/32", 31/32"	2-1/16"	0.8 lbs
DWMT19022	17mm Standard Impact Socket	3/4"	6	17mm	1-1/4", 1-23/32"	5/8", 25/32"	1-31/32"	0.5 lbs
DWMT19023	19mm Standard Impact Socket	3/4"	6	19mm	1-1/4", 1-23/32"	5/8", 25/32"	1-31/32"	0.5 lbs
DWMT17158	20mm Standard Impact Socket	3/4"	6	20mm	1-5/16", 1-23/32"	5/8", 25/32"	1-31/32"	0.5 lbs
DWMT19025	21mm Standard Impact Socket	3/4"	6	21mm	1-11/32", 1-23/32"	5/8", 25/32"	1-31/32"	0.5 lbs
DWMT75165	22mm Standard Impact Socket	3/4"	6	22mm	1-13/32", 1-23/32"	5/8", 25/32"	1-31/32"	0.5 lbs
DWMT19026	23mm Standard Impact Socket	3/4"	6	23mm	1-7/16", 1-23/32"	5/8", 25/32"	1-31/32"	0.5 lbs
DWMT75166	24mm Standard Impact Socket	3/4"	6	24mm	1-1/2", 1-23/32"	5/8", 7/8"	1-31/32"	0.5 lbs
DWMT75167	25mm Standard Impact Socket	3/4"	6	25mm	1-17/32", 1-23/32"	5/8", 7/8"	1-31/32"	0.6 lbs
DWMT75168	26mm Standard Impact Socket	3/4"	6	26mm	1-19/32", 1-23/32"	5/8", 7/8"	1-31/32"	0.6 lbs
DWMT75169	27mm Standard Impact Socket	3/4"	6	27mm	1-21/32", 1-23/32"	3/4", 31/32"	2-3/32"	0.6 lbs
DWMT19027	28mm Standard Impact Socket	3/4"	6	28mm	1-23/32", 1-23/32"	3/4", 31/32"	2-3/32"	0.7 lbs
DWMT19030	29mm Standard Impact Socket	3/4"	6	29mm	1-13/16", 1-23/32"	3/4", 31/32"	2-3/32"	0.7 lbs
DWMT75171	30mm Standard Impact Socket	3/4"	6	30mm	1-13/16", 1-23/32"	3/4", 31/32"	2-3/32"	0.8 lbs

3/4" DRIVE SOCKETS

3/4" Drive Deep Impact Sockets



AVAILABLE		DRIVE SIZE	POINT SIZE	SIZE	NUT, DRIVE END DIA.	NUT, BOLT DEPTH	LENGTH	WEIGHT
DWMT75145	3/4" Deep Impact Socket	3/4"	6	3/4"	1-3/16", 1-9/16"	13/16", 1-25/32"	3-11/32"	0.8 lbs
DWMT75134	13/16" Deep Impact Socket	3/4"	6	13/16"	1-1/4", 1-9/16"	1-1/32", 1-25/32"	3-11/32"	0.8 lbs
DWMT75153	7/8" Deep Impact Socket	3/4"	6	7/8"	1-11/32", 1-9/16"	1-1/32", 1-25/32"	3-11/32"	0.9 lbs
DWMT74138	15/16" Deep Impact Socket	3/4"	6	15/16"	1-13/32", 1-9/16"	1-1/32", 1-25/32"	3-11/32"	0.9 lbs
DWMT75129	1" Deep Impact Socket	3/4"	6	1"	1-9/16", 1-9/16"	1-13/32", 1-25/32"	3-11/32"	1.1 lbs
DWMT75130	1-1/16" Deep Impact Socket	3/4"	6	1-1/16"	1-9/16", 1-9/16"	1-13/32", 1-25/32"	3-11/32"	1.0 lbs
DWMT75133	1-1/8" Deep Impact Socket	3/4"	6	1-1/8"	1-21/32", 1-21/32"	1-13/32", 1-25/32"	3-11/32"	1.1 lbs
DWMT75135	1-3/16" Deep Impact Socket	3/4"	6	1-3/16"	1-23/32", 1-23/32"	1-13/32", 1-25/32"	3-11/32"	1.3 lbs
DWMT75132	1-1/4" Deep Impact Socket	3/4"	6	1-1/4"	1-13/16", 1-23/32"	1-13/32", 1-25/32"	3-11/32"	1.2 lbs
DWMT75137	1-5/16" Deep Impact Socket	3/4"	6	1-5/16"	1-27/32", 1-23/32"	1-13/32", 1-25/32"	3-11/32"	1.3 lbs
DWMT75136	1-3/8" Deep Impact Socket	3/4"	6	1-3/8"	1-31/32", 1-23/32"	1-9/16", 1-31/32"	3-11/32"	1.5 lbs
DWMT75139	1-7/16" Deep Impact Socket	3/4"	6	1-7/16"	2", 1-25/32"	1-9/16", 1-31/32"	3-11/32"	1.5 lbs
DWMT75131	1-1/2" Deep Impact Socket	3/4"	6	1-1/2"	2-3/32", 1-25/32"	1-9/16", 1-31/32"	3-11/32"	1.5 lbs
DWMT19045	17mm Deep Impact Socket	3/4"	6	17mm	1-1/8", 1-9/16"	5/8", 1-25/32"	3-11/32"	0.5 lbs
DWMT19046	19mm Deep Impact Socket	3/4"	6	19mm	1-1/4", 1-23/32"	5/8", 1-25/32"	3-11/32"	0.5 lbs
DWMT75140	22mm Deep Impact Socket	3/4"	6	22mm	1-3/8", 1-9/16"	1/2", 1-25/32"	3-11/32"	1.0 lbs
DWMT75141	24mm Deep Impact Socket	3/4"	6	24mm	1-1/2", 1-23/32"	5/8", 1-25/32"	3-11/32"	0.6 lbs
DWMT75142	25mm Deep Impact Socket	3/4"	6	25mm	1-5/8", 1-5/8"	9/16", 1-25/32"	3-11/32"	1.2 lbs
DWMT75143	26mm Deep Impact Socket	3/4"	6	26mm	1-5/8", 1-5/8"	19/32", 1-25/32"	3-11/32"	1.1 lbs
DWMT75144	27mm Deep Impact Socket	3/4"	6	27mm	1-5/8", 1-5/8"	5/8", 1-25/32"	3-11/32"	1.1 lbs
DWMT75146	30mm Deep Impact Socket	3/4"	6	30mm	1-13/16", 1-23/32"	3/4", 1-25/32"	3-11/32"	0.8 lbs
DWMT75147	32mm Deep Impact Socket	3/4"	6	32mm	1-7/8", 1-23/32"	7/8", 1-25/32"	3-11/32"	0.8 lbs
DWMT75148	33mm Deep Impact Socket	3/4"	6	33mm	1-31/32", 1-23/32"	7/8", 1-31/32"	3-11/32"	0.9 lbs
DWMT75149	35mm Deep Impact Socket	3/4"	6	35mm	2-1/32", 1-23/32"	7/8", 1-31/32"	3-11/32"	1.6 lbs
DWMT75150	36mm Deep Impact Socket	3/4"	6	36mm	2-3/32", 1-23/32"	7/8", 1-31/32"	3-11/32"	1.0 lbs
DWMT75151	38mm Deep Impact Socket	3/4"	6	38mm	2-7/32", 1-23/32"	7/8", 1-31/32"	3-11/32"	1.8 lbs

3/4" Drive Impact Accessories



AVAILABLE		TOOL LENGTH	TOOL WEIGHT
DWMT75374	3/4" Drive Impact Universal Joint	3-1/2"	1.4 lbs
DWMT75365	3/4" Drive, 4" Impact Extension	4"	1.0 lbs
DWMT75373	3/4" Drive, 7" Impact Extension	6-15/16"	2.0 lbs
DWMT17161	3/4" Drive, 10" Impact Extension	9-27/32"	2.6 lbs
DWMT75295	3/4" Drive, 3/4" Female - 1/2" Male Impact Adapter	2-1/8"	0.3 lbs
DWMT17148	3/4" Drive, 1/2" - 1-1/16" (17-27mm) Retaining Pin		
DWMT17150	3/4" Drive, 1-1/8" - 1-15/16" (28-46mm) Retaining Pin		
DWMT17149	3/4" Drive, 1/2" - 1-1/16" (17-27mm) O-Ring		
DWMT17151	3/4" Drive, 1-1/8" - 1-15/16" (28-46mm) O-Ring		

IMPACT SOCKET SETS

1/4" Drive Impact Socket Set



AVAILABLE	INCLUDES
DWMT19251	48-pc. 1/4" Drive, 6 pt Combination Impact Socket Set
	<ul style="list-style-type: none"> (1) DWMT17344 3/16" Standard Impact Socket (1) DWMT19004 7/32" Standard Impact Socket (1) DWMT17326 1/4" Standard Impact Socket (1) DWMT19009 9/32" Standard Impact Socket (1) DWMT17349 5/16" Standard Impact Socket (1) DWMT17328 11/32" Standard Impact Socket (1) DWMT17345 3/8" Standard Impact Socket (1) DWMT19003 7/16" Standard Impact Socket (1) DWMT17325 1/2" Standard Impact Socket (1) DWMT19008 9/16" Standard Impact Socket (1) DWMT17347 4mm Standard Impact Socket (1) DWMT17346 4.5mm Standard Impact Socket (1) DWMT19000 5mm Standard Impact Socket (1) DWMT17348 5.5mm Standard Impact Socket (1) DWMT19002 6mm Standard Impact Socket (1) DWMT19006 7mm Standard Impact Socket (1) DWMT19007 8mm Standard Impact Socket (1) DWMT19010 9mm Standard Impact Socket (1) DWMT17327 10mm Standard Impact Socket (1) DWMT17329 11mm Standard Impact Socket (1) DWMT17340 12mm Standard Impact Socket (1) DWMT17341 13mm Standard Impact Socket (1) DWMT17342 14mm Standard Impact Socket (1) DWMT17343 15mm Standard Impact Socket (1) DWMT17249 3/16" Deep Impact Socket (1) DWMT17319 7/32" Deep Impact Socket (1) DWMT17241 1/4" Deep Impact Socket (1) DWMT17323 9/32" Deep Impact Socket (1) DWMT17315 5/16" Deep Impact Socket (1) DWMT17243 11/32" Deep Impact Socket (1) DWMT17311 3/8" Deep Impact Socket (1) DWMT17318 7/16" Deep Impact Socket (1) DWMT17240 1/2" Deep Impact Socket (1) DWMT17322 9/16" Deep Impact Socket (1) DWMT17313 4mm Deep Impact Socket (1) DWMT17312 4.5mm Deep Impact Socket (1) DWMT17316 5mm Deep Impact Socket (1) DWMT17314 5.5mm Deep Impact Socket (1) DWMT17317 6mm Deep Impact Socket (1) DWMT17320 7mm Deep Impact Socket (1) DWMT17321 8mm Deep Impact Socket (1) DWMT17324 9mm Deep Impact Socket (1) DWMT17242 10mm Deep Impact Socket (1) DWMT17244 11mm Deep Impact Socket (1) DWMT17245 12mm Deep Impact Socket (1) DWMT17246 13mm Deep Impact Socket (1) DWMT17247 14mm Deep Impact Socket (1) DWMT17248 15mm Deep Impact Socket Carrying Case

IMPACT SOCKET SETS

3/8" Drive Impact Socket Sets



AVAILABLE		INCLUDES	
DWMT19226	10-pc. 3/8" Drive, 6 pt Metric Impact Socket Set	(1) DWMT19197 10mm Standard Impact Socket (1) DWMT19198 11mm Standard Impact Socket (1) DWMT74491 12mm Standard Impact Socket (1) DWMT74492 13mm Standard Impact Socket (1) DWMT74493 14mm Standard Impact Socket	(1) DWMT74494 15mm Standard Impact Socket (1) DWMT74495 16mm Standard Impact Socket (1) DWMT74496 17mm Standard Impact Socket (1) DWMT74497 18mm Standard Impact Socket (1) DWMT74498 19mm Standard Impact Socket Carrying Case
DWMT19228	12-pc. 3/8" Drive, 6 pt SAE Impact Socket Set	(1) DWMT19208 5/16" Standard Impact Socket (1) DWMT74478 3/8" Standard Impact Socket (1) DWMT74479 7/16" Standard Impact Socket (1) DWMT74481 1/2" Standard Impact Socket (1) DWMT74482 9/16" Standard Impact Socket (1) DWMT74483 5/8" Standard Impact Socket (1) DWMT74484 11/16" Standard Impact Socket	(1) DWMT74486 3/4" Standard Impact Socket (1) DWMT74487 13/16" Standard Impact Socket (1) DWMT74488 7/8" Standard Impact Socket (1) DWMT19049 15/16" Standard Impact Socket (1) DWMT74489 1" Standard Impact Socket Carrying Case
DWMT74738	23-pc. 3/8" Drive, 6 pt Combination Impact Socket Set	(1) DWMT19163 3/8" Deep Impact Socket (1) DWMT19223 7/16" Deep Impact Socket (1) DWMT19052 1/2" Deep Impact Socket (1) DWMT19162 9/16" Deep Impact Socket (1) DWMT19056 5/8" Deep Impact Socket (1) DWMT19053 11/16" Deep Impact Socket (1) DWMT19054 3/4" Deep Impact Socket (1) DWMT19165 13/16" Deep Impact Socket (1) DWMT19167 7/8" Deep Impact Socket (1) DWMT19164 1" Deep Impact Socket (1) DWMT19215 12mm Deep Impact Socket (1) DWMT19216 13mm Deep Impact Socket	(1) DWMT19217 14mm Deep Impact Socket (1) DWMT19218 15mm Deep Impact Socket (1) DWMT19219 16mm Deep Impact Socket (1) DWMT19220 17mm Deep Impact Socket (1) DWMT19221 18mm Deep Impact Socket (1) DWMT19222 19mm Deep Impact Socket (1) DWMT74499 20mm Deep Impact Socket (1) DWMT74662 21mm Deep Impact Socket (1) DWMT17162 3" Impact Extension (1) DWMT81097 3/8" Quick Release Ratchet (1) DW2542 3/8" Power Drill-Socket Adapter Carrying Case
DWMT19251	42-pc. 3/8" Drive, 6 pt Combination Impact Socket Set	(1) DWMT19208 5/16" Standard Impact Socket (1) DWMT74478 3/8" Standard Impact Socket (1) DWMT74479 7/16" Standard Impact Socket (1) DWMT74481 1/2" Standard Impact Socket (1) DWMT74482 9/16" Standard Impact Socket (1) DWMT74483 5/8" Standard Impact Socket (1) DWMT74484 11/16" Standard Impact Socket (1) DWMT74486 3/4" Standard Impact Socket (1) DWMT19209 8mm Standard Impact Socket (1) DWMT19211 9mm Standard Impact Socket (1) DWMT19197 10mm Standard Impact Socket (1) DWMT19198 11mm Standard Impact Socket (1) DWMT74491 12mm Standard Impact Socket (1) DWMT74492 13mm Standard Impact Socket (1) DWMT74493 14mm Standard Impact Socket (1) DWMT74494 15mm Standard Impact Socket (1) DWMT74495 16mm Standard Impact Socket (1) DWMT74496 17mm Standard Impact Socket (1) DWMT74497 18mm Standard Impact Socket (1) DWMT74498 19mm Standard Impact Socket (1) DWMT17165 Universal Extension (1) DWMT17162 3" Impact Extension	(1) DWMT19055 5/16" Deep Impact Socket (1) DWMT19163 3/8" Deep Impact Socket (1) DWMT19223 7/16" Deep Impact Socket (1) DWMT19052 1/2" Deep Impact Socket (1) DWMT19162 9/16" Deep Impact Socket (1) DWMT19056 5/8" Deep Impact Socket (1) DWMT19053 11/16" Deep Impact Socket (1) DWMT19054 3/4" Deep Impact Socket (1) DWMT19224 8mm Deep Impact Socket (1) DWMT19225 9mm Deep Impact Socket (1) DWMT19213 10mm Deep Impact Socket (1) DWMT19214 11mm Deep Impact Socket (1) DWMT19215 12mm Deep Impact Socket (1) DWMT19216 13mm Deep Impact Socket (1) DWMT19217 14mm Deep Impact Socket (1) DWMT19218 15mm Deep Impact Socket (1) DWMT19219 16mm Deep Impact Socket (1) DWMT19220 17mm Deep Impact Socket (1) DWMT19221 18mm Deep Impact Socket (1) DWMT19222 19mm Deep Impact Socket Carrying Case

1/2" Drive Impact Socket Hex Bit Set



AVAILABLE		INCLUDES	
DWMT19233	15-pc. 1/2" Drive Combination Impact Socket Hex Bit Set	(1) DWMT17175 5/16" Impact Socket Hex Bit (1) DWMT17174 3/8" Impact Socket Hex Bit (1) DWMT17179 7/16" Impact Socket Hex Bit (1) DWMT17166 1/2" Impact Socket Hex Bit (1) DWMT17181 9/16" Impact Socket Hex Bit (1) DWMT17176 5/8" Impact Socket Hex Bit (1) DWMT17173 11/16" Impact Socket Hex Bit (1) DWMT17177 5mm Impact Socket Hex Bit	(1) DWMT17178 6mm Impact Socket Hex Bit (1) DWMT17180 8mm Impact Socket Hex Bit (1) DWMT17167 10mm Impact Socket Hex Bit (1) DWMT17169 12mm Impact Socket Hex Bit (1) DWMT17170 14mm Impact Socket Hex Bit (1) DWMT17171 17mm Impact Socket Hex Bit (1) DWMT17172 19mm Impact Socket Hex Bit Carrying Case

SOCKET SETS

1/2" Drive Impact Socket Sets



AVAILABLE		INCLUDES	
DWMT19240	19-pc. 1/2" Drive, 6 pt SAE Standard Impact Socket Set	(1) DWMT75114 3/8" Standard Impact Socket (1) DWMT75120 7/16" Standard Impact Socket (1) DWMT74654 1/2" Standard Impact Socket (1) DWMT75122 9/16" Standard Impact Socket (1) DWMT75118 5/8" Standard Impact Socket (1) DWMT74655 11/16" Standard Impact Socket (1) DWMT75113 3/4" Standard Impact Socket (1) DWMT74661 13/16" Standard Impact Socket (1) DWMT75132 7/8" Standard Impact Socket (1) DWMT75104 15/16" Standard Impact Socket	(1) DWMT75119 1" Standard Impact Socket (1) DWMT17233 1-1/16" Standard Impact Socket (1) DWMT75125 1-1/8" Standard Impact Socket (1) DWMT17235 1-3/16" Standard Impact Socket (1) DWMT19202 1-1/4" Standard Impact Socket (1) DWMT17327 1-5/16" Standard Impact Socket (1) DWMT17236 1-3/8" Standard Impact Socket (1) DWMT17238 1-7/16" Standard Impact Socket (1) DWMT17234 1-1/2" Standard Impact Socket Carrying Case
DWMT19239	19-pc. 1/2" Drive, 6 pt SAE Deep Impact Socket Set	(1) DWMT73934 3/8" Deep Impact Socket (1) DWMT73932 7/16" Deep Impact Socket (1) DWMT73933 1/2" Deep Impact Socket (1) DWMT74935 9/16" Deep Impact Socket (1) DWMT74936 5/8" Deep Impact Socket (1) DWMT74940 11/16" Deep Impact Socket (1) DWMT73937 3/4" Deep Impact Socket (1) DWMT73938 13/16" Deep Impact Socket (1) DWMT17232 7/8" Deep Impact Socket (1) DWMT73941 15/16" Deep Impact Socket	(1) DWMT73942 1" Deep Impact Socket (1) DWMT74656 1-1/16" Deep Impact Socket (1) DWMT74659 1-1/8" Deep Impact Socket (1) DWMT17228 1-3/16" Deep Impact Socket (1) DWMT74658 1-1/4" Deep Impact Socket (1) DWMT17230 1-5/16" Deep Impact Socket (1) DWMT17229 1-3/8" Deep Impact Socket (1) DWMT17231 1-7/16" Deep Impact Socket (1) DWMT17227 1-1/2" Deep Impact Socket Carrying Case
DWMT19243	26-pc. 1/2" Drive, 6 pt Metric Standard Impact Socket Set	(1) DWMT17157 10mm Standard Impact Socket (1) DWMT19203 11mm Standard Impact Socket (1) DWMT17186 12mm Standard Impact Socket (1) DWMT74460 13mm Standard Impact Socket (1) DWMT75102 14mm Standard Impact Socket (1) DWMT75103 15mm Standard Impact Socket (1) DWMT75105 16mm Standard Impact Socket (1) DWMT75106 17mm Standard Impact Socket (1) DWMT75108 18mm Standard Impact Socket (1) DWMT75109 19mm Standard Impact Socket (1) DWMT75110 20mm Standard Impact Socket (1) DWMT75111 21mm Standard Impact Socket (1) DWMT75112 22mm Standard Impact Socket (1) DWMT17187 23mm Standard Impact Socket	(1) DWMT17190 24mm Standard Impact Socket (1) DWMT17191 25mm Standard Impact Socket (1) DWMT17192 26mm Standard Impact Socket (1) DWMT17193 27mm Standard Impact Socket (1) DWMT17194 28mm Standard Impact Socket (1) DWMT17195 29mm Standard Impact Socket (1) DWMT17196 30mm Standard Impact Socket (1) DWMT17198 31mm Standard Impact Socket (1) DWMT17207 32mm Standard Impact Socket (1) DWMT17208 33mm Standard Impact Socket (1) DWMT17209 34mm Standard Impact Socket (1) DWMT17210 35mm Standard Impact Socket (1) DWMT17211 36mm Standard Impact Socket Carrying Case
DWMT19242	26-pc. 1/2" Drive, 6 pt Metric Deep Impact Socket Set	(1) DWMT73943 10mm Deep Impact Socket (1) DWMT73944 11mm Deep Impact Socket (1) DWMT73945 12mm Deep Impact Socket (1) DWMT17213 13mm Deep Impact Socket (1) DWMT73947 14mm Deep Impact Socket (1) DWMT75126 15mm Deep Impact Socket (1) DWMT73948 16mm Deep Impact Socket (1) DWMT73949 17mm Deep Impact Socket (1) DWMT17214 18mm Deep Impact Socket (1) DWMT73950 19mm Deep Impact Socket (1) DWMT75128 20mm Deep Impact Socket (1) DWMT73951 21mm Deep Impact Socket (1) DWMT75112 22mm Deep Impact Socket (1) DWMT17185 23mm Deep Impact Socket	(1) DWMT17215 24mm Deep Impact Socket (1) DWMT17216 25mm Deep Impact Socket (1) DWMT17217 26mm Deep Impact Socket (1) DWMT17193 27mm Deep Impact Socket (1) DWMT17219 28mm Deep Impact Socket (1) DWMT17220 29mm Deep Impact Socket (1) DWMT17221 30mm Deep Impact Socket (1) DWMT17197 31mm Deep Impact Socket (1) DWMT74116 32mm Deep Impact Socket (1) DWMT17223 33mm Deep Impact Socket (1) DWMT17224 34mm Deep Impact Socket (1) DWMT17225 35mm Deep Impact Socket (1) DWMT75117 36mm Deep Impact Socket Carrying Case

1/2" Drive Internal Star Bit Impact Socket Set



AVAILABLE		INCLUDES	
DWMT19260	7-pc. 1/2" Drive Internal Star Bit Impact Socket Set	(1) DWMT79243 5/16" Internal Star Bit Impact Socket (1) DWMT79244 3/8" Internal Star Bit Impact Socket (1) DWMT79245 7/16" Internal Star Bit Impact Socket (1) DWMT79246 1/2" Internal Star Bit Impact Socket	(1) DWMT79247 9/16" Internal Star Bit Impact Socket (1) DWMT79248 5/8" Internal Star Bit Impact Socket (1) DWMT79249 11/16" Internal Star Bit Impact Socket Socket Rail



RATCHETS

All-Metal Pear Head Ratchets



AVAILABLE		DRIVE SIZE	TOOTH COUNT	TOOL LENGTH	WEIGHT
DWMT17130	1/4" Pear Head Ratchet	1/4"	72	5-21/32"	0.3 lbs
DWMT17131	3/8" Pear Head Ratchet	3/8"	72	7-5/8"	0.7 lbs
DWMT19206	1/2" Pear Head Ratchet	1/2"	72	9-19/32"	1.2 lbs

Quick Release Pear Head Ratchets



AVAILABLE		DRIVE SIZE	TOOTH COUNT	TOOL LENGTH	WEIGHT
DWMT75290	3/4" Quick Release Pear Head Ratchet	3/4"	72	19-11/16"	0.6 lbs
DWMT81096	1/4" Quick Release Pear Head Ratchet	1/4"	72	5-1/2"	0.2 lbs
DWMT81097	3/8" Quick Release Pear Head Ratchet	3/8"	72	7-11/16"	0.6 lbs
DWMT81098	1/2" Quick Release Pear Head Ratchet	1/2"	72	9-15/32"	1.2 lbs

Bi-Material Pear Head Ratchets



AVAILABLE		DRIVE SIZE	TOOTH COUNT	TOOL LENGTH	WEIGHT
DWMT81089	1/4" Bi-Material Pear Head Ratchet	1/4"	72	5-11/16"	0.2 lbs
DWMT81090	3/8" Bi-Material Pear Head Ratchet	3/8"	72	7-11/16"	0.5 lbs
DWMT81091	1/2" Bi-Material Pear Head Ratchet	1/2"	72	9-5/8"	1.0 lbs

Flexible Head Pear Head Ratchets



AVAILABLE		DRIVE SIZE	TOOTH COUNT	TOOL LENGTH	WEIGHT
DWMT81154	1/4" Flexible Head Pear Head Ratchet	1/4"	72	6-9/32"	0.3 lbs
DWMT81155	3/8" Flexible Head Pear Head Ratchet	3/8"	72	10-13/16"	0.9 lbs
DWMT81156	1/2" Flexible Head Pear Head Ratchet	1/2"	72	13-25/32"	1.7 lbs

All-Metal Stubby Pear Head Ratchet



AVAILABLE		DRIVE SIZE	TOOTH COUNT	TOOL LENGTH	WEIGHT
DWMT81095	3/8" Pear Head Ratchet	3/8"	72	4-11/32"	0.4 lbs

All-Metal Round Head Ratchets



AVAILABLE		DRIVE SIZE	TOOTH COUNT	TOOL LENGTH	WEIGHT
DWMT75278	1/4" Round Head Ratchet	1/4"	72	5-23/32"	0.3 lbs
DWMT75307	3/8" Round Head Ratchet	3/8"	72	7-5/8"	0.6 lbs
DWMT75271	1/2" Round Head Ratchet	1/2"	72	9-11/16"	1.2 lbs

Bi-Material Swivel Head Ratchets



AVAILABLE		DRIVE SIZE	TOOTH COUNT	TOOL LENGTH	WEIGHT
DWMT81099	1/4" Swivel Head Ratchet	1/4"	72	5-29/32"	0.3 lbs
DWMT81153	3/8" Swivel Head Ratchet	3/8"	72	7-29/32"	0.6 lbs

RATCHET ACCESSORIES

Ratchet Adapters

DWMT75310 DWMT86414



AVAILABLE		DRIVE SIZE	TOOL LENGTH	WEIGHT
DWMT86002	1/4" Drive, 1/4" Female - 3/8" Male Adapter	1/4" - 3/8"	31/32"	0.03 lbs
DWMT75311	3/8" Drive, 3/8" Female - 1/4" Male Adapter	3/8" - 1/4"	1"	0.04 lbs
DWMT75310	3/8" Drive, 3/8" Female - 1/2" Male Adapter	3/8" - 1/2"	1-13/32"	0.1 lbs
DWMT86414	1/2" Drive, 1/2" Female - 3/8" Male Adapter	1/2" - 3/8"	1-11/32"	0.1 lbs
DWMT75272	1/2" Drive, 1/2" Female - 3/4" Male Adapter	1/2" - 3/4"	1-21/32"	0.2 lbs
DWMT75293	3/4" Drive, 3/4" Female - 1/2" Male Adapter	3/4" - 1/2"	2-1/8"	0.3 lbs

Socket Drive Spinner



AVAILABLE		DRIVE SIZE	TOOL LENGTH	WEIGHT
DWMT75277	1/4" Socket Drive Spinner	1/4"	6-11/16"	0.2 lbs

RATCHET ACCESSORIES

Ratchet Extensions

DWMT86207



DWMT75444



DWMT75444



AVAILABLE		DRIVE SIZE	TOOL LENGTH	WEIGHT
DWMT17132	1/4" Drive, 2" Extension	1/4"	2"	0.05 lbs
DWMT86006	1/4" Drive, 3" Extension	1/4"	3"	0.1 lbs
DWMT86007	1/4" Drive, 6" Extension	1/4"	6"	0.1 lbs
DWMT86206	3/8" Drive, 3" Extension	3/8"	3"	0.1 lbs
DWMT75441	3/8" Drive, 3" Wobble Extension	3/8"	3"	0.1 lbs
DWMT75442	3/8" Drive, 6" Wobble Extension	3/8"	6"	0.3 lbs
DWMT86207	3/8" Drive, 6" Extension	3/8"	6"	0.3 lbs
DWMT75443	3/8" Drive, 10" Wobble Extension	3/8"	10"	0.5 lbs
DWMT86208	3/8" Drive, 10" Extension	3/8"	10"	0.5 lbs
DWMT75299	3/8" Drive, 12" Extension	3/8"	12"	0.5 lbs
DWMT86406	1/2" Drive, 3" Extension	1/2"	3"	0.2 lbs
DWMT75444	1/2" Drive, 5" Wobble Extension	1/2"	5"	0.5 lbs
DWMT86407	1/2" Drive, 5" Extension	1/2"	5"	0.5 lbs
DWMT75445	1/2" Drive, 10" Wobble Extension	1/2"	10"	0.9 lbs
DWMT86408	1/2" Drive, 10" Extension	1/2"	10"	0.9 lbs
DWMT75286	3/4" Drive, 4" Extension	3/4"	4"	1.0 lbs
DWMT75288	3/4" Drive, 8" Extension	3/4"	8"	0.1 lbs
DWMT75282	3/4" Drive, 8" Extension	3/4"	16"	2.8 lbs
DWMT75365	3/4" Drive, 4" Impact Extension	3/4"	4"	1.0 lbs

Ratchet Handles

DWMT75291



DWMT19205



AVAILABLE		DRIVE SIZE	TOOL LENGTH	WEIGHT
DWMT17133	1/4" Drive Sliding T-Handle	1/4"	6-11/16"	0.1 lbs
DWMT17138	3/8" Drive Sliding T-Handle	3/8"	6-11/16"	0.3 lbs
DWMT75291	3/4" Drive Sliding T-Handle	3/4"	20"	3.3 lbs
DWMT75287	3/4" Drive Swivel Handle	3/4"	40"	8.0 lbs
DWMT19204	1/2" Drive Sliding T-Handle	1/2"	9-9/16"	1.0 lbs
DWMT19205	1/2" Drive Swivel Handle	1/2"	18"	2.1 lbs

Bit Holders

DWMT17137



AVAILABLE		DRIVE SIZE	TOOL LENGTH	WEIGHT
DWMT17134	1/4" Drive Spring-Clip Bit Holder	1/4"	1-1/32"	0.05 lbs
DWMT17137	3/8" Drive, 1/4" Bit Holder	3/8"	1-5/32"	0.05 lbs

Universal Joints

DWMT86011



DWMT86211



AVAILABLE		DRIVE SIZE	TOOL LENGTH	WEIGHT
DWMT86011	1/4" Drive Universal Joint	1/4"	1-5/16"	0.04 lbs
DWMT86211	3/8" Drive Universal Joint	3/8"	1-31/32"	0.1 lbs
DWMT75292	3/4" Drive Universal Joint	3/4"	4-1/4"	1.2 lbs
DWMT86411	1/2" Drive Universal Joint	1/2"	2-11/16"	0.3 lbs

Breaker Bars

DWMT75260



DWMT17136



AVAILABLE		DRIVE SIZE	TOOL LENGTH	WEIGHT
DWMT75276	1/4" Drive, 6" Flexible Handle Breaker Bar	1/4"	6"	0.2 lbs
DWMT75296	3/8" Drive, 8" Breaker Bar	3/8"	8"	0.5 lbs
DWMT75297	3/8" Drive, 11" Flexible Handle Breaker Bar	3/8"	11"	1.1 lbs
DWMT17136	3/8" Drive, 15" Breaker Bar	3/8"	15"	2.1 lbs
DWMT75260	1/2" Drive, 15" Flexible Handle Breaker Bar	1/2"	15"	1.5 lbs
DWMT75261	1/2" Drive, 23" Breaker Bar	1/2"	24-1/32"	2.6 lbs
DWMT75284	3/4" Drive, 20" Flexible Handle Breaker Bar	3/4"	20"	4.2 lbs

Socket Rails



AVAILABLE		DRIVE SIZE	TOOL LENGTH	WEIGHT
DWMT75280*	1/4" Drive Socket Rail	1/4"	7-11/16"	0.1 lbs
DWMT75301*	3/8" Drive Socket Rail	3/8"	12-7/32"	0.2 lbs
DWMT75262*	3/4" Drive Socket Rail	3/4"	14"	0.3 lbs

1/4" DRIVE HAND SOCKETS

1/4" Drive Standard Hand Sockets



AVAILABLE		DRIVE SIZE	POINT SIZE	SIZE	NUT, DRIVE END DIA.	NUT, BOLT DEPTH	LENGTH	WEIGHT
DWMT86021	5/32" Standard Hand Socket	1/4"	6	5/32"	9/32", 15/32"	5/32", 21/32"	31/32"	0.02 lbs
DWMT86022	3/16" Standard Hand Socket	1/4"	6	3/16"	5/16", 15/32"	5/32", 21/32"	31/32"	0.02 lbs
DWMT86023	7/32" Standard Hand Socket	1/4"	6	7/32"	11/32", 15/32"	5/32", 21/32"	31/32"	0.02 lbs
DWMT86024	1/4" Standard Hand Socket	1/4"	6	1/4"	13/32", 15/32"	3/16", 21/32"	31/32"	0.02 lbs
DWMT86025	9/32" Standard Hand Socket	1/4"	6	9/32"	7/16", 15/32"	5/32", 7/32"	31/32"	0.02 lbs
DWMT86026	5/16" Standard Hand Socket	1/4"	6	5/16"	15/32", 15/32"	5/32", 7/32"	31/32"	0.02 lbs
DWMT86027	11/32" Standard Hand Socket	1/4"	6	11/32"	17/32", 17/32"	3/16", 1/4"	31/32"	0.04 lbs
DWMT86028	3/8" Standard Hand Socket	1/4"	6	3/8"	19/32", 19/32"	3/16", 1/4"	31/32"	0.04 lbs
DWMT86029	7/16" Standard Hand Socket	1/4"	6	7/16"	5/8", 5/8"	1/4", 11/32"	31/32"	0.05 lbs
DWMT86030	1/2" Standard Hand Socket	1/4"	6	1/2"	11/16", 11/16"	9/32", 13/32"	31/32"	0.06 lbs
DWMT85861	9/16" Standard Hand Socket	1/4"	6	9/16"	25/32", 25/32"	13/32", 1/2"	31/32"	0.07 lbs
DWMT86101	4mm Standard Hand Socket	1/4"	6	4mm	9/32", 15/32"	5/32", 21/32"	31/32"	0.02 lbs
DWMT19298	4.5mm Standard Hand Socket	1/4"	6	4.5mm	9/32", 15/32"	5/32", 21/32"	31/32"	0.02 lbs
DWMT86102	5mm Standard Hand Socket	1/4"	6	5mm	5/16", 15/32"	5/32", 21/32"	31/32"	0.02 lbs
DWMT19299	5.5mm Standard Hand Socket	1/4"	6	5.5mm	11/32", 15/32"	5/32", 21/32"	31/32"	0.02 lbs
DWMT86103	6mm Standard Hand Socket	1/4"	6	6mm	3/8", 15/32"	3/16", 21/32"	31/32"	0.02 lbs
DWMT86104	7mm Standard Hand Socket	1/4"	6	7mm	7/16", 15/32"	7/32", 7/32"	31/32"	0.02 lbs
DWMT86105	8mm Standard Hand Socket	1/4"	6	8mm	15/32", 15/32"	7/32", 7/32"	31/32"	0.02 lbs
DWMT86106	9mm Standard Hand Socket	1/4"	6	9mm	17/32", 17/32"	1/4", 1/4"	31/32"	0.03 lbs
DWMT86107	10mm Standard Hand Socket	1/4"	6	10mm	19/32", 19/32"	9/32", 9/32"	31/32"	0.04 lbs
DWMT86108	11mm Standard Hand Socket	1/4"	6	11mm	5/8", 5/8"	5/16", 5/16"	31/32"	0.05 lbs
DWMT86109	12mm Standard Hand Socket	1/4"	6	12mm	21/32", 21/32"	5/16", 3/8"	31/32"	0.05 lbs
DWMT86112	13mm Standard Hand Socket	1/4"	6	13mm	11/16", 11/16"	5/16", 13/32"	31/32"	0.06 lbs
DWMT86114	14mm Standard Hand Socket	1/4"	6	14mm	25/32", 25/32"	13/32", 1/2"	31/32"	0.08 lbs

1/4" Drive Deep Hand Sockets



AVAILABLE		DRIVE SIZE	POINT SIZE	SIZE	NUT, DRIVE END DIA.	NUT, BOLT DEPTH	LENGTH	WEIGHT
DWMT89820	5/32" Deep Hand Socket	1/4"	6	5/32"	9/32", 15/32"	3/16", 1-5/8"	1-15/16"	0.04 lbs
DWMT88964	3/16" Deep Hand Socket	1/4"	6	3/16"	5/16", 15/32"	3/16", 1-5/8"	1-15/16"	0.04 lbs
DWMT88934	7/32" Deep Hand Socket	1/4"	6	7/32"	11/32", 15/32"	7/32", 1-5/8"	1-15/16"	0.04 lbs
DWMT86043	1/4" Deep Hand Socket	1/4"	6	1/4"	13/32", 15/32"	1/4", 1-5/8"	1-15/16"	0.05 lbs
DWMT86044	9/32" Deep Hand Socket	1/4"	6	9/32"	7/16", 15/32"	1/4", 1-5/8"	1-15/16"	0.05 lbs
DWMT86045	5/16" Deep Hand Socket	1/4"	6	5/16"	15/32", 15/32"	13/32", 1-5/8"	1-15/16"	0.05 lbs
DWMT86046	11/32" Deep Hand Socket	1/4"	6	11/32"	1/2", 1/2"	7/16", 1-3/8"	1-15/16"	0.06 lbs
DWMT86047	3/8" Deep Hand Socket	1/4"	6	3/8"	9/16", 9/16"	1/2", 1-3/8"	1-15/16"	0.1 lbs
DWMT86048	7/16" Deep Hand Socket	1/4"	6	7/16"	5/8", 5/8"	9/16", 1-3/8"	1-15/16"	0.1 lbs
DWMT86049	1/2" Deep Hand Socket	1/4"	6	1/2"	11/16", 11/16"	21/32", 1-3/8"	1-15/16"	0.1 lbs
DWMT85860	9/16" Deep Hand Socket	1/4"	6	9/16"	25/32", 25/32"	3/4", 1-3/8"	1-15/16"	0.1 lbs
DWMT88935	4mm Deep Hand Socket	1/4"	6	4mm	9/32", 15/32"	3/16", 1-5/8"	1-15/16"	0.04 lbs
DWMT88936	5mm Deep Hand Socket	1/4"	6	5mm	5/16", 15/32"	7/32", 1-5/8"	1-15/16"	0.04 lbs
DWMT86094	6mm Deep Hand Socket	1/4"	6	6mm	3/8", 15/32"	1/4", 1-5/8"	1-15/16"	0.04 lbs
DWMT86095	7mm Deep Hand Socket	1/4"	6	7mm	7/16", 15/32"	13/32", 1-5/8"	1-15/16"	0.05 lbs
DWMT86096	8mm Deep Hand Socket	1/4"	6	8mm	15/32", 15/32"	13/32", 1-5/8"	1-15/16"	0.05 lbs
DWMT86097	9mm Deep Hand Socket	1/4"	6	9mm	1/2", 1/2"	7/16", 1-3/8"	1-15/16"	0.06 lbs
DWMT86098	10mm Deep Hand Socket	1/4"	6	10mm	9/16", 9/16"	1/2", 1-3/8"	1-15/16"	0.1 lbs
DWMT86099	11mm Deep Hand Socket	1/4"	6	11mm	5/8", 5/8"	9/16", 1-3/8"	1-15/16"	0.1 lbs
DWMT86100	12mm Deep Hand Socket	1/4"	6	12mm	21/32", 21/32"	19/32", 1-3/8"	1-15/16"	0.1 lbs
DWMT86116	13mm Deep Hand Socket	1/4"	6	13mm	11/16", 11/16"	21/32", 1-3/8"	1-15/16"	0.1 lbs
DWMT86289	14mm Deep Hand Socket	1/4"	6	14mm	25/32", 25/32"	3/4", 1-3/8"	1-15/16"	0.1 lbs

1/4" Drive Hex Hand Sockets



AVAILABLE		DRIVE SIZE	TIP	SIZE	LENGTH	WEIGHT
DWMT17182	3mm Hex Hand Socket	1/4"	Hex	3mm	1-5/16"	0.02 lbs
DWMT17183	4mm Hex Hand Socket	1/4"	Hex	4mm	1-5/16"	0.02 lbs
DWMT17184	5mm Hex Hand Socket	1/4"	Hex	5mm	1-5/16"	0.02 lbs

3/8" DRIVE HAND SOCKETS

3/8" Drive Standard Hand Sockets



AVAILABLE		DRIVE SIZE	POINT SIZE	SIZE	NUT, DRIVE END DIA.	NUT, BOLT DEPTH	LENGTH	WEIGHT
DWMT86255	1/4" Standard Hand Socket	3/8"	6	1/4"	13/32", 11/16"	1/8", 3/16"	1"	0.04 lbs
DWMT74187	1/4" Standard Hand Socket	3/8"	12	1/4"	13/32", 11/16"	1/8", 3/16"	1"	0.04 lbs
DWMT86256	5/16" Standard Hand Socket	3/8"	6	5/16"	15/32", 11/16"	3/16", 7/32"	1"	0.04 lbs
DWMT74528	5/16" Standard Hand Socket	3/8"	12	5/16"	15/32", 11/16"	3/16", 7/32"	1"	0.05 lbs
DWMT19572	11/32" Standard Hand Socket	3/8"	6	11/32"	17/32", 11/16"	3/16", 7/32"	1"	0.04 lbs
DWMT88976	3/8" Standard Hand Socket	3/8"	6	3/8"	19/32", 11/16"	3/16", 1/4"	1"	0.04 lbs
DWMT74527	3/8" Standard Hand Socket	3/8"	12	3/8"	19/32", 11/16"	3/16", 1/4"	1"	0.05 lbs
DWMT88977	7/16" Standard Hand Socket	3/8"	6	7/16"	5/8", 11/16"	9/32", 11/32"	1"	0.05 lbs
DWMT74530	7/16" Standard Hand Socket	3/8"	12	7/16"	5/8", 11/16"	9/32", 11/32"	1"	0.05 lbs
DWMT88978	1/2" Standard Hand Socket	3/8"	6	1/2"	23/32", 23/32"	9/32", 13/32"	1"	0.06 lbs
DWMT74512	1/2" Standard Hand Socket	3/8"	12	1/2"	23/32", 23/32"	9/32", 13/32"	1"	0.06 lbs
DWMT88979	9/16" Standard Hand Socket	3/8"	6	9/16"	25/32", 25/32"	11/32", 1/2"	1"	0.1 lbs
DWMT74532	9/16" Standard Hand Socket	3/8"	12	9/16"	25/32", 25/32"	11/32", 1/2"	1"	0.1 lbs
DWMT88980	5/8" Standard Hand Socket	3/8"	6	5/8"	7/8", 7/8"	13/32", 9/16"	1"	0.1 lbs
DWMT74529	5/8" Standard Hand Socket	3/8"	12	5/8"	7/8", 7/8"	13/32", 9/16"	1"	0.1 lbs
DWMT88982	3/4" Standard Hand Socket	3/8"	6	3/4"	1", 1"	15/32", 9/16"	1"	0.1 lbs
DWMT74514	3/4" Standard Hand Socket	3/8"	12	3/4"	15/16", 15/16"	13/32", 9/16"	1"	0.1 lbs
DWMT88981	11/16" Standard Hand Socket	3/8"	6	11/16"	15/16", 15/16"	13/32", 9/16"	1"	0.1 lbs
DWMT74526	11/16" Standard Hand Socket	3/8"	12	11/16"	1", 1"	15/32", 9/16"	1"	0.1 lbs
DWMT88983	13/16" Standard Hand Socket	3/8"	6	13/16"	1-3/32", 1-3/32"	1/2", 11/16"	1-5/32"	0.2 lbs
DWMT74517	13/16" Standard Hand Socket	3/8"	12	13/16"	1-3/32", 1-3/32"	1/2", 11/16"	1-5/32"	0.2 lbs
DWMT88984	7/8" Standard Hand Socket	3/8"	6	7/8"	1-3/16", 1-3/16"	1/2", 3/4"	1-5/32"	0.2 lbs
DWMT74531	7/8" Standard Hand Socket	3/8"	12	7/8"	1-3/16", 1-3/16"	1/2", 3/4"	1-5/32"	0.2 lbs
DWMT19573	15/16" Standard Hand Socket	3/8"	6	15/16"	1-1/4", 1-1/4"	1/2", 3/4"	1-5/32"	0.2 lbs
DWMT19561	15/16" Standard Hand Socket	3/8"	12	15/16"	1-1/4", 1-1/4"	1/2", 3/4"	1-5/32"	0.2 lbs
DWMT19571	1" Standard Hand Socket	3/8"	6	1"	1-5/16", 1-5/16"	9/16", 13/16"	1-3/8"	0.3 lbs
DWMT19560	1" Standard Hand Socket	3/8"	12	1"	1-5/16", 1-5/16"	9/16", 13/16"	1-3/8"	0.3 lbs
DWMT19576	6mm Standard Hand Socket	3/8"	6	6mm	13/32", 11/16"	3/16", 9/16"	1"	0.04 lbs
DWMT19565	6mm Standard Hand Socket	3/8"	12	6mm	13/32", 11/16"	3/16", 9/16"	1"	0.04 lbs
DWMT74534	7mm Standard Hand Socket	3/8"	6	7mm	7/16", 11/16"	1/4", 9/16"	1"	0.04 lbs
DWMT19566	7mm Standard Hand Socket	3/8"	12	7mm	7/16", 11/16"	1/4", 9/16"	1"	0.04 lbs
DWMT88988	8mm Standard Hand Socket	3/8"	6	8mm	15/32", 11/16"	1/4", 9/16"	1"	0.05 lbs
DWMT86343	8mm Standard Hand Socket	3/8"	12	8mm	15/32", 11/16"	1/4", 9/16"	1"	0.04 lbs
DWMT86304	9mm Standard Hand Socket	3/8"	6	9mm	17/32", 11/16"	1/4", 9/16"	1"	0.04 lbs
DWMT86344	9mm Standard Hand Socket	3/8"	12	9mm	17/32", 11/16"	1/4", 9/16"	1"	0.04 lbs
DWMT86305	10mm Standard Hand Socket	3/8"	6	10mm	19/32", 11/16"	9/32", 9/16"	1"	0.04 lbs
DWMT74513	10mm Standard Hand Socket	3/8"	12	10mm	19/32", 11/16"	9/32", 9/16"	1"	0.04 lbs
DWMT86306	11mm Standard Hand Socket	3/8"	6	11mm	5/8", 11/16"	5/16", 5/16"	1"	0.05 lbs
DWMT74515	11mm Standard Hand Socket	3/8"	12	11mm	5/8", 11/16"	5/16", 5/16"	1"	0.05 lbs
DWMT86307	12mm Standard Hand Socket	3/8"	6	12mm	11/16", 11/16"	11/32", 3/8"	1"	0.05 lbs
DWMT74516	12mm Standard Hand Socket	3/8"	12	12mm	11/16", 11/16"	11/32", 3/8"	1"	0.05 lbs
DWMT86308	13mm Standard Hand Socket	3/8"	6	13mm	23/32", 23/32"	11/32", 13/32"	1"	0.06 lbs
DWMT74518	13mm Standard Hand Socket	3/8"	12	13mm	23/32", 23/32"	11/32", 13/32"	1"	0.06 lbs
DWMT86309	14mm Standard Hand Socket	3/8"	6	14mm	25/32", 25/32"	13/32", 1/2"	1"	0.1 lbs
DWMT74519	14mm Standard Hand Socket	3/8"	12	14mm	25/32", 25/32"	13/32", 1/2"	1"	0.1 lbs
DWMT86310	15mm Standard Hand Socket	3/8"	6	15mm	13/16", 13/16"	13/32", 1/2"	1"	0.1 lbs
DWMT74520	15mm Standard Hand Socket	3/8"	12	15mm	13/16", 13/16"	13/32", 1/2"	1"	0.1 lbs
DWMT86311	16mm Standard Hand Socket	3/8"	6	16mm	7/8", 7/8"	13/32", 9/16"	1"	0.1 lbs
DWMT74521	16mm Standard Hand Socket	3/8"	12	16mm	7/8", 7/8"	13/32", 9/16"	1"	0.1 lbs
DWMT86312	17mm Standard Hand Socket	3/8"	6	17mm	29/32", 29/32"	13/32", 9/16"	1"	0.1 lbs
DWMT74522	17mm Standard Hand Socket	3/8"	12	17mm	29/32", 29/32"	13/32", 9/16"	1"	0.1 lbs
DWMT86313	18mm Standard Hand Socket	3/8"	6	18mm	15/16", 15/16"	7/16", 9/16"	1"	0.1 lbs
DWMT74523	18mm Standard Hand Socket	3/8"	12	18mm	15/16", 15/16"	7/16", 9/16"	1"	0.1 lbs
DWMT86314	19mm Standard Hand Socket	3/8"	6	19mm	1", 1"	15/32", 9/16"	1"	0.1 lbs
DWMT74524	19mm Standard Hand Socket	3/8"	12	19mm	1", 1"	15/32", 9/16"	1"	0.1 lbs
DWMT86315	20mm Standard Hand Socket	3/8"	6	20mm	1-1/16", 1-1/16"	9/16", 9/16"	1-5/32"	0.1 lbs
DWMT86355	20mm Standard Hand Socket	3/8"	12	20mm	1-1/16", 1-1/16"	9/16", 21/32"	1-5/32"	0.1 lbs
DWMT86316	21mm Standard Hand Socket	3/8"	6	21mm	1-3/32", 1-3/32"	9/16", 11/16"	1-5/32"	0.2 lbs
DWMT74186	21mm Standard Hand Socket	3/8"	12	21mm	1-3/32", 1-3/32"	9/16", 11/16"	1-5/32"	0.2 lbs
DWMT19575	22mm Standard Hand Socket	3/8"	6	22mm	1-3/16", 1-3/16"	9/16", 23/32"	1-5/32"	0.2 lbs
DWMT19562	22mm Standard Hand Socket	3/8"	12	22mm	1-3/16", 1-3/16"	9/16", 23/32"	1-5/32"	0.2 lbs
DWMT19563	23mm Standard Hand Socket	3/8"	12	23mm	1-7/32", 1-7/32"	9/16", 23/32"	1-5/32"	0.2 lbs
DWMT19564	24mm Standard Hand Socket	3/8"	12	24mm	1-1/4", 1-1/4"	9/16", 3/4"	1-5/32"	0.2 lbs

3/8" DRIVE HAND SOCKETS

3/8" Drive Deep Hand Sockets



AVAILABLE		DRIVE SIZE	POINT SIZE	SIZE	NUT, DRIVE END DIA.	NUT, BOLT DEPTH	LENGTH	WEIGHT
DWMT70840	1/4" Deep Hand Socket	3/8"	6	1/4"	3/8", 21/32"	13/32", 1-11/32"	1-25/32"	0.1 lbs
DWMT74191	1/4" Deep Hand Socket	3/8"	12	1/4"	3/8", 21/32"	13/32", 1-11/32"	1-25/32"	0.1 lbs
DWMT80016	5/16" Deep Hand Socket	3/8"	6	5/16"	1-1/4", 1-1/4"	7/8", 1-25/32"	2-1/2"	0.1 lbs
DWMT74190	5/16" Deep Hand Socket	3/8"	12	5/16"	15/32", 21/32"	15/32", 1-11/32"	1-25/32"	0.1 lbs
DWMT88985	3/8" Deep Hand Socket	3/8"	6	3/8"	9/16", 21/32"	19/32", 1-11/32"	1-25/32"	0.1 lbs
DWMT74143	3/8" Deep Hand Socket	3/8"	12	3/8"	9/16", 21/32"	19/32", 1-11/32"	1-25/32"	0.1 lbs
DWMT88986	7/16" Deep Hand Socket	3/8"	6	7/16"	21/32", 21/32"	21/32", 1-11/32"	1-25/32"	0.1 lbs
DWMT74146	7/16" Deep Hand Socket	3/8"	12	7/16"	21/32", 21/32"	21/32", 1-11/32"	1-25/32"	0.1 lbs
DWMT88987	1/2" Deep Hand Socket	3/8"	6	1/2"	23/32", 23/32"	23/32", 1-11/32"	1-25/32"	0.1 lbs
DWMT74139	1/2" Deep Hand Socket	3/8"	12	1/2"	23/32", 23/32"	23/32", 1-11/32"	1-25/32"	0.1 lbs
DWMT88988	9/16" Deep Hand Socket	3/8"	6	9/16"	25/32", 25/32"	23/32", 1-3/8"	1-31/32"	0.1 lbs
DWMT74148	9/16" Deep Hand Socket	3/8"	12	9/16"	25/32", 25/32"	23/32", 1-3/8"	1-31/32"	0.1 lbs
DWMT88989	5/8" Deep Hand Socket	3/8"	6	5/8"	7/8", 7/8"	25/32", 1-1/2"	2-3/32"	0.2 lbs
DWMT74145	5/8" Deep Hand Socket	3/8"	12	5/8"	7/8", 7/8"	25/32", 1-1/2"	2-3/32"	0.2 lbs
DWMT88990	11/16" Deep Hand Socket	3/8"	6	11/16"	15/16", 15/16"	25/32", 1-9/16"	2-7/32"	0.2 lbs
DWMT74140	11/16" Deep Hand Socket	3/8"	12	11/16"	15/16", 15/16"	25/32", 1-9/16"	2-7/32"	0.2 lbs
DWMT88991	3/4" Deep Hand Socket	3/8"	6	3/4"	1", 1"	7/8", 1-9/16"	2-7/32"	0.3 lbs
DWMT74142	3/4" Deep Hand Socket	3/8"	12	3/4"	1", 1"	7/8", 1-9/16"	2-7/32"	0.3 lbs
DWMT88992	13/16" Deep Hand Socket	3/8"	6	13/16"	1-3/32", 1-3/32"	7/8", 1-25/32"	2-1/2"	0.3 lbs
DWMT74141	13/16" Deep Hand Socket	3/8"	12	13/16"	1-3/32", 1-3/32"	7/8", 1-25/32"	2-1/2"	0.3 lbs
DWMT88971	7/8" Deep Hand Socket	3/8"	6	7/8"	1-3/16", 1-3/16"	7/8", 1-25/32"	2-1/2"	0.4 lbs
DWMT74147	7/8" Deep Hand Socket	3/8"	12	7/8"	1-3/16", 1-3/16"	7/8", 1-25/32"	2-1/2"	0.4 lbs
DWMT19302	15/16" Deep Hand Socket	3/8"	12	15/16"	1-1/4", 1-1/4"	7/8", 1-25/32"	2-1/2"	0.4 lbs
DWMT19301	1" Deep Hand Socket	3/8"	12	1"	1-11/32", 1-11/32"	7/8", 1-25/32"	2-1/2"	0.5 lbs
DWMT19305	6mm Deep Hand Socket	3/8"	12	6mm	13/32", 21/32"	13/32", 1-11/32"	1-25/32"	0.1 lbs
DWMT19568	7mm Deep Hand Socket	3/8"	6	7mm	7/16", 21/32"	13/32", 1-11/32"	1-25/32"	0.1 lbs
DWMT19554	7mm Deep Hand Socket	3/8"	12	7mm	7/16", 21/32"	13/32", 1-11/32"	1-25/32"	0.1 lbs
DWMT19569	8mm Deep Hand Socket	3/8"	6	8mm	15/32", 21/32"	15/32", 1-11/32"	1-25/32"	0.1 lbs
DWMT19559	8mm Deep Hand Socket	3/8"	12	8mm	15/32", 21/32"	15/32", 1-11/32"	1-25/32"	0.1 lbs
DWMT19570	9mm Deep Hand Socket	3/8"	6	9mm	17/32", 21/32"	9/16", 1-11/32"	1-25/32"	0.1 lbs
DWMT74511	9mm Deep Hand Socket	3/8"	12	9mm	17/32", 21/32"	9/16", 1-11/32"	1-25/32"	0.1 lbs
DWMT86322	10mm Deep Hand Socket	3/8"	6	10mm	19/32", 21/32"	19/32", 1-11/32"	1-25/32"	0.1 lbs
DWMT74502	10mm Deep Hand Socket	3/8"	12	10mm	19/32", 21/32"	19/32", 1-11/32"	1-25/32"	0.1 lbs
DWMT86323	11mm Deep Hand Socket	3/8"	6	11mm	5/8", 21/32"	21/32", 1-11/32"	1-25/32"	0.1 lbs
DWMT74503	11mm Deep Hand Socket	3/8"	12	11mm	5/8", 21/32"	21/32", 1-11/32"	1-25/32"	0.1 lbs
DWMT86324	12mm Deep Hand Socket	3/8"	6	12mm	11/16", 11/16"	23/32", 1-11/32"	1-25/32"	0.1 lbs
DWMT74504	12mm Deep Hand Socket	3/8"	12	12mm	11/16", 11/16"	23/32", 1-11/32"	1-25/32"	0.1 lbs
DWMT86325	13mm Deep Hand Socket	3/8"	6	13mm	23/32", 23/32"	23/32", 1-11/32"	1-25/32"	0.1 lbs
DWMT74505	13mm Deep Hand Socket	3/8"	12	13mm	23/32", 23/32"	23/32", 1-11/32"	1-25/32"	0.1 lbs
DWMT86326	14mm Deep Hand Socket	3/8"	6	14mm	25/32", 25/32"	23/32", 1-3/8"	1-31/32"	0.1 lbs
DWMT74506	14mm Deep Hand Socket	3/8"	12	14mm	25/32", 25/32"	23/32", 1-3/8"	1-31/32"	0.1 lbs
DWMT86327	15mm Deep Hand Socket	3/8"	6	15mm	13/16", 13/16"	25/32", 1-1/2"	2-3/32"	0.1 lbs
DWMT74507	15mm Deep Hand Socket	3/8"	12	15mm	13/16", 13/16"	25/32", 1-1/2"	2-3/32"	0.1 lbs
DWMT88825	16mm Deep Hand Socket	3/8"	6	16mm	7/8", 7/8"	25/32", 1-1/2"	2-3/32"	0.2 lbs
DWMT74508	16mm Deep Hand Socket	3/8"	12	16mm	7/8", 7/8"	25/32", 1-1/2"	2-3/32"	0.2 lbs
DWMT86328	17mm Deep Hand Socket	3/8"	6	17mm	29/32", 29/32"	25/32", 1-9/16"	2-7/32"	0.2 lbs
DWMT74509	17mm Deep Hand Socket	3/8"	12	17mm	29/32", 29/32"	25/32", 1-9/16"	2-7/32"	0.2 lbs
DWMT94955	18mm Deep Hand Socket	3/8"	6	18mm	15/16", 15/16"	25/32", 1-9/16"	2-7/32"	0.2 lbs
DWMT74510	18mm Deep Hand Socket	3/8"	12	18mm	15/16", 15/16"	25/32", 1-9/16"	2-7/32"	0.2 lbs
DWMT94961	19mm Deep Hand Socket	3/8"	6	19mm	1", 1"	25/32", 1-9/16"	2-7/32"	0.3 lbs
DWMT74188	19mm Deep Hand Socket	3/8"	12	19mm	1", 1"	25/32", 1-9/16"	2-7/32"	0.2 lbs
DWMT96361	20mm Deep Hand Socket	3/8"	6	20mm	1-1/16", 1-1/16"	7/8", 1-25/32"	2-1/2"	0.3 lbs
DWMT19303	20mm Deep Hand Socket	3/8"	12	20mm	1-1/16", 1-1/16"	7/8", 1-25/32"	2-1/2"	0.2 lbs
DWMT96362	21mm Deep Hand Socket	3/8"	6	21mm	1-3/32", 1-3/32"	7/8", 1-25/32"	2-1/2"	0.3 lbs
DWMT74189	21mm Deep Hand Socket	3/8"	12	21mm	1-3/32", 1-3/32"	7/8", 1-25/32"	2-1/2"	0.3 lbs
DWMT19567	22mm Deep Hand Socket	3/8"	6	22mm	1-3/16", 1-3/16"	7/8", 1-25/32"	2-1/2"	0.3 lbs
DWMT19304	22mm Deep Hand Socket	3/8"	12	22mm	1-3/16", 1-3/16"	7/8", 1-25/32"	2-1/2"	0.3 lbs

3/8" DRIVE HAND SOCKETS

3/8" Drive Hex Hand Sockets



AVAILABLE		DRIVE SIZE	TIP	SIZE	LENGTH	WEIGHT
DWMT75453	1/8" Hex Hand Socket	3/8"	Hex	1/8"	1-31/32"	0.1 lbs
DWMT86388	5/32" Hex Hand Socket	3/8"	Hex	5/32"	1-31/32"	0.1 lbs
DWMT86389	3/16" Hex Hand Socket	3/8"	Hex	3/16"	1-31/32"	0.1 lbs
DWMT74624	7/32" Hex Hand Socket	3/8"	Hex	7/32"	1-31/32"	0.1 lbs
DWMT74623	3/8" Hex Hand Socket	3/8"	Hex	3/8"	1-31/32"	0.1 lbs
DWMT86392	5/16" Hex Hand Socket	3/8"	Hex	5/16"	1-31/32"	0.1 lbs
DWMT74634	7/16" Hex Hand Socket	3/8"	Hex	7/16"	1-31/32"	0.1 lbs
DWMT74635	1/2" Hex Hand Socket	3/8"	Hex	1/2"	1-31/32"	0.1 lbs
DWMT86391	1/4" Hex Hand Socket	3/8"	Hex	1/4"	1-31/32"	0.1 lbs
<hr/>						
DWMT75456	3mm Hex Hand Socket	3/8"	Hex	3mm	15/16"	0.1 lbs
DWMT87971	4mm Hex Hand Socket	3/8"	Hex	4mm	15/16"	0.1 lbs
DWMT87972	5mm Hex Hand Socket	3/8"	Hex	5mm	15/16"	0.1 lbs
DWMT87973	6mm Hex Hand Socket	3/8"	Hex	6mm	15/16"	0.1 lbs
DWMT87974	7mm Hex Hand Socket	3/8"	Hex	7mm	15/16"	0.1 lbs
DWMT87975	8mm Hex Hand Socket	3/8"	Hex	8mm	15/16"	0.1 lbs
DWMT74622	10mm Hex Hand Socket	3/8"	Hex	10mm	15/16"	0.1 lbs

3/8" Drive External Star Bit Socket



AVAILABLE		DRIVE SIZE	TIP	SIZE	NUT, DRIVE END DIA.	NUT, BOLT DEPTH	LENGTH	WEIGHT
DWMT75457	E8 External Star Bit Socket	3/8"	External Star Bit	E8	13/32", 11/16"	5/16", 11/16"	1-5/32"	0.05 lbs
DWMT75458	E10 External Star Bit Socket	3/8"	External Star Bit	E10	1/2", 11/16"	13/32", 11/16"	1-5/32"	0.05 lbs
DWMT75459	E12 External Star Bit Socket	3/8"	External Star Bit	E12	9/16", 11/16"	13/32", 11/16"	1-5/32"	0.06 lbs
DWMT75461	E14 External Star Bit Socket	3/8"	External Star Bit	E14	5/8", 11/16"	7/16", 11/16"	1-5/32"	0.06 lbs

3/8" Drive Bit Hand Sockets



AVAILABLE		DRIVE SIZE	TIP	SIZE	BIT LENGTH	OVERALL LENGTH	WEIGHT
DWMT75446	#1 Phillips Bit Hand Socket	3/8"	Phillips	#1	15/16"	1-31/32"	0.1 lbs
DWMT75447	#2 Phillips Bit Hand Socket	3/8"	Phillips	#2	15/16"	1-31/32"	0.1 lbs
DWMT75448	#3 Phillips Bit Hand Socket	3/8"	Phillips	#3	15/16"	1-31/32"	0.1 lbs
DWMT75449	3/16" Slotted Bit Hand Socket	3/8"	Slotted	3/16"	15/16"	1-31/32"	0.1 lbs
DWMT75451	7/32" Slotted Bit Hand Socket	3/8"	Slotted	7/32"	15/16"	1-31/32"	0.1 lbs
DWMT75452	1/4" Slotted Bit Hand Socket	3/8"	Slotted	1/4"	19/32"	1-5/16"	0.1 lbs
DWMT19207	5/16" Slotted Bit Hand Socket	3/8"	Slotted	5/16"	15/16"	1-31/32"	0.1 lbs
DWMT75106	3/8" Slotted Bit Hand Socket	3/8"	Slotted	3/8"	15/16"	1-31/32"	0.1 lbs
DWMT87404	T10 Star Bit Hand Socket	3/8"	Star Bit	T10	1-3/16"	1-31/32"	0.1 lbs
DWMT87141	T15 Star Bit Hand Socket	3/8"	Star Bit	T15	1-3/16"	1-31/32"	0.1 lbs
DWMT87142	T20 Star Bit Hand Socket	3/8"	Star Bit	T20	1-3/16"	1-31/32"	0.1 lbs
DWMT87143	T25 Star Bit Hand Socket	3/8"	Star Bit	T25	1-3/16"	1-31/32"	0.1 lbs
DWMT87406	T27 Star Bit Hand Socket	3/8"	Star Bit	T27	1-3/16"	1-31/32"	0.1 lbs
DWMT87144	T30 Star Bit Hand Socket	3/8"	Star Bit	T30	1-3/16"	1-31/32"	0.1 lbs
DWMT87145	T40 Star Bit Hand Socket	3/8"	Star Bit	T40	1-3/16"	1-31/32"	0.1 lbs
DWMT87146	T45 Star Bit Hand Socket	3/8"	Star Bit	T45	1-1/4"	1-31/32"	0.1 lbs
DWMT74618	T47 Star Bit Hand Socket	3/8"	Star Bit	T47	1-1/4"	1-31/32"	0.1 lbs
DWMT74619	T50 Star Bit Hand Socket	3/8"	Star Bit	T50	1-1/4"	1-31/32"	0.1 lbs
DWMT87407	T55 Star Bit Hand Socket	3/8"	Star Bit	T55	1-1/4"	1-31/32"	0.1 lbs
DWMT89548	T60 Star Bit Hand Socket	3/8"	Star Bit	T60	1-1/4"	1-31/32"	0.1 lbs

3/8" Drive Spark Plug Socket



AVAILABLE		DRIVE SIZE	POINT SIZE	SIZE	NUT, DRIVE END DIA.	NUT, BOLT DEPTH	LENGTH	WEIGHT
DWMT86380	5/8" Spark Plug Socket	3/8"	6	5/8"	27/32", 3/4"	29/32", 1-11/16"	2-17/32"	0.2 lbs
DWMT86381	13/16" Spark Plug Socket	3/8"	6	13/16"	1-3/32", 7/8"	29/32", 1-11/16"	2-3/4"	0.3 lbs

1/2" DRIVE HAND SOCKETS

1/2" Drive Standard Hand Sockets



AVAILABLE		DRIVE SIZE	POINT SIZE	SIZE	NUT, DRIVE END DIA.	NUT, BOLT DEPTH	LENGTH	WEIGHT
DWMT19294	3/8" Standard Hand Socket	1/2"	6	3/8"	19/32", 27/32"	11/32", 7/8"	1-1/2"	0.1 lbs
DWMT74587	3/8" Standard Hand Socket	1/2"	12	3/8"	19/32", 27/32"	11/32", 7/8"	1-1/2"	0.1 lbs
DWMT86443	7/16" Standard Hand Socket	1/2"	6	7/16"	21/32", 27/32"	11/32", 7/8"	1-1/2"	0.1 lbs
DWMT74591	7/16" Standard Hand Socket	1/2"	12	7/16"	21/32", 27/32"	11/32", 7/8"	1-1/2"	0.1 lbs
DWMT86444	1/2" Standard Hand Socket	1/2"	6	1/2"	3/4", 27/32"	13/32", 7/8"	1-1/2"	0.1 lbs
DWMT74560	1/2" Standard Hand Socket	1/2"	12	1/2"	3/4", 27/32"	13/32", 7/8"	1-1/2"	0.1 lbs
DWMT86445	9/16" Standard Hand Socket	1/2"	6	9/16"	13/16", 27/32"	1/2", 7/8"	1-1/2"	0.1 lbs
DWMT74593	9/16" Standard Hand Socket	1/2"	12	9/16"	13/16", 27/32"	1/2", 7/8"	1-1/2"	0.1 lbs
DWMT88766	5/8" Standard Hand Socket	1/2"	6	5/8"	7/8", 29/32"	9/16", 7/8"	1-1/2"	0.1 lbs
DWMT74590	5/8" Standard Hand Socket	1/2"	12	5/8"	7/8", 29/32"	9/16", 7/8"	1-1/2"	0.1 lbs
DWMT86448	11/16" Standard Hand Socket	1/2"	6	11/16"	15/16", 15/16"	9/16", 7/8"	1-1/2"	0.2 lbs
DWMT74563	11/16" Standard Hand Socket	1/2"	12	11/16"	15/16", 15/16"	9/16", 7/8"	1-1/2"	0.1 lbs
DWMT86449	3/4" Standard Hand Socket	1/2"	6	3/4"	1-1/32", 1-1/32"	23/32", 25/32"	1-1/2"	0.2 lbs
DWMT74586	3/4" Standard Hand Socket	1/2"	12	3/4"	1-1/32", 1-1/32"	23/32", 25/32"	1-1/2"	0.2 lbs
DWMT86451	13/16" Standard Hand Socket	1/2"	6	13/16"	1-3/32", 1-3/32"	23/32", 25/32"	1-1/2"	0.2 lbs
DWMT74569	13/16" Standard Hand Socket	1/2"	12	13/16"	1-3/32", 1-3/32"	23/32", 25/32"	1-1/2"	0.2 lbs
DWMT86452	7/8" Standard Hand Socket	1/2"	6	7/8"	1-3/16", 1-3/16"	23/32", 25/32"	1-1/2"	0.2 lbs
DWMT74592	7/8" Standard Hand Socket	1/2"	12	7/8"	1-3/16", 1-3/16"	23/32", 25/32"	1-1/2"	0.2 lbs
DWMT86453	15/16" Standard Hand Socket	1/2"	6	15/16"	1-1/4", 1-1/4"	23/32", 25/32"	1-1/2"	0.3 lbs
DWMT74572	15/16" Standard Hand Socket	1/2"	12	15/16"	1-1/4", 1-1/4"	23/32", 25/32"	1-1/2"	0.3 lbs
DWMT86455	1" Standard Hand Socket	1/2"	6	1"	1-11/32", 1-11/32"	23/32", 29/32"	1-5/8"	0.4 lbs
DWMT74559	1" Standard Hand Socket	1/2"	12	1"	1-11/32", 1-11/32"	23/32", 29/32"	1-5/8"	0.3 lbs
DWMT86456	1-1/16" Standard Hand Socket	1/2"	6	1-1/16"	1-13/32", 1-13/32"	25/32", 13/16"	1-5/8"	0.4 lbs
DWMT74564	1-1/16" Standard Hand Socket	1/2"	12	1-1/16"	1-13/32", 1-13/32"	25/32", 13/16"	1-5/8"	0.4 lbs
DWMT86457	1-1/8" Standard Hand Socket	1/2"	6	1-1/8"	1-1/2", 1-1/2"	25/32", 13/16"	1-5/8"	0.4 lbs
DWMT86473	1-1/8" Standard Hand Socket	1/2"	12	1-1/8"	1-1/2", 1-1/2"	25/32", 13/16"	1-5/8"	0.4 lbs
DWMT19288	1-3/16" Standard Hand Socket	1/2"	6	1-3/16"	1-9/16", 1-9/16"	25/32", 13/16"	1-5/8"	0.5 lbs
DWMT19274	1-3/16" Standard Hand Socket	1/2"	12	1-3/16"	1-9/16", 1-9/16"	25/32", 13/16"	1-5/8"	0.5 lbs
DWMT19289	1-3/8" Standard Hand Socket	1/2"	6	1-3/8"	1-3/4", 1-3/4"	15/16", 7/8"	1-25/32"	0.6 lbs
DWMT86459	1-1/4" Standard Hand Socket	1/2"	6	1-1/4"	1-21/32", 1-21/32"	25/32", 13/16"	1-5/8"	0.6 lbs
DWMT86474	1-1/4" Standard Hand Socket	1/2"	12	1-1/4"	1-5/8", 1-5/8"	1-5/16", 13/16"	3-1/8"	0.5 lbs
DWMT19285	3/8" Standard Hand Socket	1/2"	6	3/8"	19/32", 7/8"	5/8", 2-15/32"	3-1/8"	0.22 lbs
DWMT19271	3/8" Standard Hand Socket	1/2"	12	3/8"	19/32", 27/32"	11/32", 7/8"	1-1/2"	0.1 lbs
DWMT89532	7/16" Standard Hand Socket	1/2"	6	7/16"	21/32", 7/8"	5/8", 2-15/32"	3-1/8"	0.2 lbs
DWMT74556	7/16" Standard Hand Socket	1/2"	12	7/16"	21/32", 27/32"	11/32", 7/8"	1-1/2"	0.1 lbs
DWMT88945	1/2" Standard Hand Socket	1/2"	6	1/2"	3/4", 7/8"	25/32", 2-15/32"	3-1/8"	0.2 lbs
DWMT74536	1/2" Standard Hand Socket	1/2"	12	1/2"	3/4", 27/32"	13/32", 7/8"	1-1/2"	0.1 lbs
DWMT88946	9/16" Standard Hand Socket	1/2"	6	9/16"	13/16", 7/8"	7/8", 2-15/32"	3-1/8"	0.2 lbs
DWMT74558	9/16" Standard Hand Socket	1/2"	12	9/16"	13/16", 27/32"	1/2", 7/8"	1-1/2"	0.1 lbs
DWMT88947	5/8" Standard Hand Socket	1/2"	6	5/8"	7/8", 29/32"	15/16", 2-7/32"	3-1/8"	0.3 lbs
DWMT74555	5/8" Standard Hand Socket	1/2"	12	5/8"	7/8", 29/32"	9/16", 7/8"	1-1/2"	0.1 lbs
DWMT88948	11/16" Standard Hand Socket	1/2"	6	11/16"	31/32", 31/32"	1-1/32", 2-7/32"	3-1/8"	0.3 lbs
DWMT74537	11/16" Standard Hand Socket	1/2"	12	11/16"	15/16", 15/16"	9/16", 7/8"	1-1/2"	0.1 lbs
DWMT88949	3/4" Standard Hand Socket	1/2"	6	3/4"	1-1/16", 1-1/16"	1-5/32", 2-7/32"	3-1/8"	0.4 lbs
DWMT74554	3/4" Standard Hand Socket	1/2"	12	3/4"	1-1/32", 1-1/32"	23/32", 25/32"	1-1/2"	0.2 lbs
DWMT88950	13/16" Standard Hand Socket	1/2"	6	13/16"	1-3/32", 1-3/32"	1-7/32", 2-7/32"	3-1/8"	0.4 lbs
DWMT74543	13/16" Standard Hand Socket	1/2"	12	13/16"	1-3/32", 1-3/32"	23/32", 25/32"	1-1/2"	0.2 lbs
DWMT88951	7/8" Standard Hand Socket	1/2"	6	7/8"	1-3/16", 1-3/16"	1-7/32", 2-7/32"	3-1/8"	0.5 lbs
DWMT74557	7/8" Standard Hand Socket	1/2"	12	7/8"	1-3/16", 1-3/16"	23/32", 25/32"	1-1/2"	0.2 lbs
DWMT88952	15/16" Standard Hand Socket	1/2"	6	15/16"	1-1/4", 1-1/4"	1-5/16", 2-7/32"	3-1/8"	0.5 lbs
DWMT74546	15/16" Standard Hand Socket	1/2"	12	15/16"	1-1/4", 1-1/4"	23/32", 25/32"	1-1/2"	0.3 lbs
DWMT88953	1" Standard Hand Socket	1/2"	6	1"	1-11/32", 1-11/32"	1-5/16", 2-7/32"	3-1/8"	0.6 lbs
DWMT74535	1" Standard Hand Socket	1/2"	12	1"	1-11/32", 1-11/32"	23/32", 29/32"	1-5/8"	0.3 lbs
DWMT88954	1-1/16" Standard Hand Socket	1/2"	6	1-1/16"	1-13/32", 1-13/32"	1-5/16", 2-7/32"	3-1/8"	1.0 lbs
DWMT74538	1-1/16" Standard Hand Socket	1/2"	12	1-1/16"	1-13/32", 1-13/32"	25/32", 13/16"	1-5/8"	0.4 lbs
DWMT88955	1-1/8" Standard Hand Socket	1/2"	6	1-1/8"	1-1/2", 1-1/2"	1-5/16", 2-7/32"	3-1/8"	1.0 lbs
DWMT74540	1-1/8" Standard Hand Socket	1/2"	12	1-1/8"	1-1/2", 1-1/2"	25/32", 13/16"	1-5/8"	0.4 lbs
DWMT74424	1-1/4" Standard Hand Socket	1/2"	6	1-1/4"	1-5/8", 1-5/8"	1-5/16", 2-7/32"	3-1/8"	1.0 lbs
DWMT74539	1-3/16" Standard Hand Socket	1/2"	12	1-3/16"	1-9/16", 1-9/16"	25/32", 13/16"	1-5/8"	0.5 lbs

1/2" DRIVE HAND SOCKETS

1/2" Drive Deep Hand Sockets



AVAILABLE		DRIVE SIZE	POINT SIZE	SIZE	NUT, DRIVE END DIA.	NUT, BOLT DEPTH	LENGTH	WEIGHT
DWMT19285	3/8" Deep Hand Socket	1/2"	6	3/8"	19/32", 7/8"	5/8", 2-15/32"	3-1/8"	0.2 lbs
DWMT19271	3/8" Deep Hand Socket	1/2"	12	3/8"	19/32", 27/32"	11/32", 7/8"	1-1/2"	0.1 lbs
DWMT89532	7/16" Deep Hand Socket	1/2"	6	7/16"	21/32", 7/8"	5/8", 2-15/32"	3-1/8"	0.2 lbs
DWMT74556	7/16" Deep Hand Socket	1/2"	12	7/16"	21/32", 27/32"	11/32", 7/8"	1-1/2"	0.1 lbs
DWMT88945	1/2" Deep Hand Socket	1/2"	6	1/2"	3/4", 7/8"	25/32", 2-15/32"	3-1/8"	0.2 lbs
DWMT74536	1/2" Deep Hand Socket	1/2"	12	1/2"	3/4", 27/32"	13/32", 7/8"	1-1/2"	0.1 lbs
DWMT88946	9/16" Deep Hand Socket	1/2"	6	9/16"	13/16", 7/8"	7/8", 2-15/32"	3-1/8"	0.2 lbs
DWMT74558	9/16" Deep Hand Socket	1/2"	12	9/16"	13/16", 27/32"	1/2", 7/8"	1-1/2"	0.1 lbs
DWMT88947	5/8" Deep Hand Socket	1/2"	6	5/8"	7/8", 29/32"	15/16", 2-7/32"	3-1/8"	0.3 lbs
DWMT74555	5/8" Deep Hand Socket	1/2"	12	5/8"	7/8", 29/32"	9/16", 7/8"	1-1/2"	0.1 lbs
DWMT88948	11/16" Deep Hand Socket	1/2"	6	11/16"	31/32", 31/32"	1-1/32", 2-7/32"	3-1/8"	0.3 lbs
DWMT74537	11/16" Deep Hand Socket	1/2"	12	11/16"	15/16", 15/16"	9/16", 7/8"	1-1/2"	0.1 lbs
DWMT88949	3/4" Deep Hand Socket	1/2"	6	3/4"	1-1/16", 1-1/16"	1-5/32", 2-7/32"	3-1/8"	0.4 lbs
DWMT74554	3/4" Deep Hand Socket	1/2"	12	3/4"	1-1/32", 1-1/32"	23/32", 25/32"	1-1/2"	0.2 lbs
DWMT88950	13/16" Deep Hand Socket	1/2"	6	13/16"	1-3/32", 1-3/32"	1-7/32", 2-7/32"	3-1/8"	0.4 lbs
DWMT74543	13/16" Deep Hand Socket	1/2"	12	13/16"	1-3/32", 1-3/32"	23/32", 25/32"	1-1/2"	0.2 lbs
DWMT88951	7/8" Deep Hand Socket	1/2"	6	7/8"	1-3/16", 1-3/16"	1-7/32", 2-7/32"	3-1/8"	0.5 lbs
DWMT74557	7/8" Deep Hand Socket	1/2"	12	7/8"	1-3/16", 1-3/16"	23/32", 25/32"	1-1/2"	0.2 lbs
DWMT88952	15/16" Deep Hand Socket	1/2"	6	15/16"	1-1/4", 1-1/4"	1-5/16", 2-7/32"	3-1/8"	0.5 lbs
DWMT74546	15/16" Deep Hand Socket	1/2"	12	15/16"	1-1/4", 1-1/4"	23/32", 25/32"	1-1/2"	0.3 lbs
DWMT88953	1" Deep Hand Socket	1/2"	6	1"	1-11/32", 1-11/32"	1-5/16", 2-7/32"	3-1/8"	0.6 lbs
DWMT74535	1" Deep Hand Socket	1/2"	12	1"	1-11/32", 1-11/32"	23/32", 29/32"	1-5/8"	0.3 lbs
DWMT88954	1-1/16" Deep Hand Socket	1/2"	6	1-1/16"	1-13/32", 1-13/32"	1-5/16", 2-7/32"	3-1/8"	0.7 lbs
DWMT74538	1-1/16" Deep Hand Socket	1/2"	12	1-1/16"	1-13/32", 1-13/32"	25/32", 13/16"	1-5/8"	0.4 lbs
DWMT88955	1-1/8" Deep Hand Socket	1/2"	6	1-1/8"	1-1/2", 1-1/2"	1-5/16", 2-7/32"	3-1/8"	1.0 lbs
DWMT74540	1-1/8" Deep Hand Socket	1/2"	12	1-1/8"	1-1/2", 1-1/2"	25/32", 13/16"	1-5/8"	0.4 lbs
DWMT74424	1-1/4" Deep Hand Socket	1/2"	6	1-1/4"	1-5/8", 1-5/8"	1-5/16", 2-7/32"	3-1/8"	1.0 lbs
DWMT74539	1-1/4" Deep Hand Socket	1/2"	12	1-1/4"	1-5/8", 1-5/8"	1-5/16", 13/16"	3-1/8"	0.6 lbs
DWMT19280	10mm Deep Hand Socket	1/2"	6	10mm	5/8", 7/8"	21/32", 2-15/32"	3-1/8"	0.3 lbs
DWMT19266	10mm Deep Hand Socket	1/2"	12	10mm	5/8", 7/8"	21/32", 2-15/32"	3-1/8"	0.3 lbs
DWMT19281	11mm Deep Hand Socket	1/2"	6	11mm	21/32", 7/8"	23/32", 2-15/32"	3-1/8"	0.3 lbs
DWMT19267	11mm Deep Hand Socket	1/2"	12	11mm	21/32", 7/8"	23/32", 2-15/32"	3-1/8"	0.3 lbs
DWMT19282	12mm Deep Hand Socket	1/2"	6	12mm	23/32", 7/8"	3/4", 2-15/32"	3-1/8"	0.2 lbs
DWMT74541	12mm Deep Hand Socket	1/2"	12	12mm	23/32", 7/8"	3/4", 2-15/32"	3-1/8"	0.2 lbs
DWMT93528	13mm Deep Hand Socket	1/2"	6	13mm	3/4", 7/8"	13/16", 2-15/32"	3-1/8"	0.2 lbs
DWMT74542	13mm Deep Hand Socket	1/2"	12	13mm	3/4", 7/8"	13/16", 2-15/32"	3-1/8"	0.2 lbs
DWMT93529	14mm Deep Hand Socket	1/2"	6	14mm	13/16", 7/8"	31/32", 2-15/32"	3-1/8"	0.2 lbs
DWMT74544	14mm Deep Hand Socket	1/2"	12	14mm	13/16", 7/8"	31/32", 2-15/32"	3-1/8"	0.2 lbs
DWMT93530	15mm Deep Hand Socket	1/2"	6	15mm	13/16", 7/8"	1-3/32", 2-15/32"	3-1/8"	0.2 lbs
DWMT74545	15mm Deep Hand Socket	1/2"	12	15mm	13/16", 7/8"	1-3/32", 2-15/32"	3-1/8"	0.2 lbs
DWMT93531	16mm Deep Hand Socket	1/2"	6	16mm	7/8", 29/32"	1-7/32", 2-15/32"	3-1/8"	0.3 lbs
DWMT74547	16mm Deep Hand Socket	1/2"	12	16mm	7/8", 29/32"	1-7/32", 2-15/32"	3-1/8"	0.3 lbs
DWMT93532	17mm Deep Hand Socket	1/2"	6	17mm	15/16", 15/16"	1-11/32", 2-7/32"	3-1/8"	0.3 lbs
DWMT74548	17mm Deep Hand Socket	1/2"	12	17mm	15/16", 15/16"	1-11/32", 2-7/32"	3-1/8"	0.3 lbs
DWMT93533	18mm Deep Hand Socket	1/2"	6	18mm	1", 1"	1-11/32", 2-7/32"	3-1/8"	0.3 lbs
DWMT74549	18mm Deep Hand Socket	1/2"	12	18mm	1", 1"	1-11/32", 2-7/32"	3-1/8"	0.3 lbs
DWMT93534	19mm Deep Hand Socket	1/2"	6	19mm	1-1/32", 1-1/32"	1-13/32", 2-7/32"	3-1/8"	0.4 lbs
DWMT74550	19mm Deep Hand Socket	1/2"	12	19mm	1-1/32", 1-1/32"	1-13/32", 2-7/32"	3-1/8"	0.4 lbs
DWMT90168	20mm Deep Hand Socket	1/2"	6	20mm	1-3/32", 1-3/32"	1-13/32", 2-7/32"	3-1/8"	0.4 lbs
DWMT86428	20mm Deep Hand Socket	1/2"	12	20mm	1-3/32", 1-3/32"	1-13/32", 2-7/32"	3-1/8"	0.4 lbs
DWMT93535	21mm Deep Hand Socket	1/2"	6	21mm	1-3/32", 1-3/32"	1-13/32", 2-7/32"	3-1/8"	0.4 lbs
DWMT74551	21mm Deep Hand Socket	1/2"	12	21mm	1-3/32", 1-3/32"	1-13/32", 2-7/32"	3-1/8"	0.4 lbs
DWMT93536	22mm Deep Hand Socket	1/2"	6	22mm	1-3/16", 1-3/16"	1-13/32", 2-7/32"	3-1/8"	0.5 lbs
DWMT74552	22mm Deep Hand Socket	1/2"	12	22mm	1-3/16", 1-3/16"	1-13/32", 2-7/32"	3-1/8"	0.5 lbs
DWMT96369	23mm Deep Hand Socket	1/2"	6	23mm	1-7/32", 1-7/32"	1-13/32", 2-7/32"	3-1/8"	0.5 lbs
DWMT19268	23mm Deep Hand Socket	1/2"	12	23mm	1-7/32", 1-7/32"	1-13/32", 2-7/32"	3-1/8"	0.5 lbs
DWMT96370	24mm Deep Hand Socket	1/2"	6	24mm	1-1/4", 1-1/4"	1-13/32", 2-7/32"	3-1/8"	0.5 lbs
DWMT74553	24mm Deep Hand Socket	1/2"	12	24mm	1-1/4", 1-1/4"	1-13/32", 2-7/32"	3-1/8"	0.5 lbs
DWMT19283	27mm Deep Hand Socket	1/2"	6	27mm	1-13/32", 1-13/32"	1-13/32", 2-7/32"	3-1/8"	0.7 lbs
DWMT19269	27mm Deep Hand Socket	1/2"	12	27mm	1-13/32", 1-13/32"	1-13/32", 2-7/32"	3-1/8"	0.7 lbs
DWMT19284	28mm Deep Hand Socket	1/2"	6	28mm	1-15/32", 1-15/32"	1-13/32", 2-7/32"	3-1/8"	0.7 lbs
DWMT19270	28mm Deep Hand Socket	1/2"	12	28mm	1-15/32", 1-15/32"	1-13/32", 2-7/32"	3-1/8"	1.0 lbs
DWMT19286	30mm Deep Hand Socket	1/2"	6	30mm	1-9/16", 1-9/16"	1-13/32", 2-7/32"	3-1/8"	1.0 lbs
DWMT19272	30mm Deep Hand Socket	1/2"	12	30mm	1-9/16", 1-9/16"	1-13/32", 2-7/32"	3-1/8"	1.0 lbs
DWMT19273	32mm Deep Hand Socket	1/2"	12	32mm	1-5/8", 1-5/8"	1-13/32", 2-7/32"	3-1/8"	1.1 lbs

HAND SOCKET SETS

3/8" Drive Hand Socket Sets



AVAILABLE	INCLUDES
DWMT75422 6-pc. 3/8" Screwdriving Bit Hand Socket Set	DWMT75446 #1 Phillips Bit Hand Socket DWMT75447 #2 Phillips Bit Hand Socket DWMT75448 #3 Phillips Bit Hand Socket DWMT75449 3/16" Slotted Bit Hand Socket
DWMT75424 10-pc. 3/8" Drive External Star Bit Hand Socket Set	(1) DWMT76318 E4 External Star Bit Hand Socket (1) DWMT76319 E5 External Star Bit Hand Socket (1) DWMT76320 E6 External Star Bit Hand Socket (1) DWMT76321 E7 External Star Bit Hand Socket (1) DWMT75457 E8 External Star Bit Hand Socket (1) DWMT75458 E10 External Star Bit Hand Socket
DWMT75421 12-pc. 3/8" Drive, 6 pt Combination Hand Socket Set	(1) DWMT86305 10mm Standard Hand Socket (1) DWMT86306 11mm Standard Hand Socket (1) DWMT86307 12mm Standard Hand Socket (1) DWMT86308 13mm Standard Hand Socket (1) DWMT86309 14mm Standard Hand Socket (1) DWMT86310 15mm Standard Hand Socket (1) DWMT86311 16mm Standard Hand Socket
DWMT19245 13-pc. 3/8" Drive, 6 pt SAE Standard Hand Socket Set	(1) DWMT86255 1/4" Standard Hand Socket (1) DWMT86256 5/16" Standard Hand Socket (1) DWMT88976 3/8" Standard Hand Socket (1) DWMT88977 7/16" Standard Hand Socket (1) DWMT88978 1/2" Standard Hand Socket (1) DWMT88979 9/16" Standard Hand Socket (1) DWMT88980 5/8" Standard Hand Socket
DWMT19247 15-pc. 3/8" Drive, 6 pt Metric Standard Hand Socket Set	(1) DWMT74534 7mm Standard Hand Socket (1) DWMT86303 8mm Standard Hand Socket (1) DWMT86304 9mm Standard Hand Socket (1) DWMT86305 10mm Standard Hand Socket (1) DWMT86306 11mm Standard Hand Socket (1) DWMT86307 12mm Standard Hand Socket (1) DWMT86308 13mm Standard Hand Socket (1) DWMT86311 16mm Standard Hand Socket
DWMT73806 17-pc. 3/8" Drive Bit Socket Set	(1) DWMT87971 4mm Hex Bit Hand Socket (1) DWMT87972 5mm Hex Bit Hand Socket (1) DWMT87973 6mm Hex Bit Hand Socket (1) DWMT87974 7mm Hex Bit Hand Socket (1) DWMT87975 8mm Hex Bit Hand Socket (1) DWMT86388 5/32" Hex Bit Hand Socket (1) DWMT86389 3/16" Hex Bit Hand Socket (1) DWMT86391 1/4" Hex Bit Hand Socket (1) DWMT86392 5/16" Hex Bit Hand Socket
DWMT731812 20-pc. 3/8" Drive, 6 pt Combination Deep Hand Socket Set	(1) DWMT70840 1/4" Deep Hand Socket (1) DWMT80016 5/16" Deep Hand Socket (1) DWMT88985 3/8" Deep Hand Socket (1) DWMT88986 7/16" Deep Hand Socket (1) DWMT88987 1/2" Deep Hand Socket (1) DWMT88988 9/16" Deep Hand Socket (1) DWMT88989 5/8" Deep Hand Socket (1) DWMT88990 11/16" Deep Hand Socket (1) DWMT88991 3/4" Deep Hand Socket (1) DWMT88992 13/16" Deep Hand Socket (1) DWMT86322 10mm Deep Hand Socket
DWMT19250 34-pc. 3/8" Drive, 6 pt Combination Standard Hand Socket Set	(1) DWMT86256 5/16" Standard Hand Socket (1) DWMT88976 3/8" Standard Hand Socket (1) DWMT88977 7/16" Standard Hand Socket (1) DWMT88978 1/2" Standard Hand Socket (1) DWMT88979 9/16" Standard Hand Socket (1) DWMT88980 5/8" Standard Hand Socket (1) DWMT88981 11/16" Standard Hand Socket (1) DWMT88982 3/4" Standard Hand Socket (1) DWMT88983 13/16" Standard Hand Socket (1) DWMT88984 7/8" Standard Hand Socket (1) DWMT19576 6mm Standard Hand Socket (1) DWMT74534 7mm Standard Hand Socket (1) DWMT86303 8mm Standard Hand Socket (1) DWMT86304 9mm Standard Hand Socket (1) DWMT86305 10mm Standard Hand Socket (1) DWMT86306 11mm Standard Hand Socket (1) DWMT86307 12mm Standard Hand Socket (1) DWMT86308 13mm Standard Hand Socket
DWMT19252 56-pc. 3/8" Drive, 6 & 12 pt Combination Standard Hand Socket Set	(1) DWMT86256 5/16" Standard Hand Socket (1) DWMT88976 3/8" Standard Hand Socket (1) DWMT88977 7/16" Standard Hand Socket (1) DWMT88978 1/2" Standard Hand Socket (1) DWMT88979 9/16" Standard Hand Socket (1) DWMT88980 5/8" Standard Hand Socket (1) DWMT88981 11/16" Standard Hand Socket (1) DWMT88982 3/4" Standard Hand Socket (1) DWMT88983 13/16" Standard Hand Socket (1) DWMT88984 7/8" Standard Hand Socket (1) DWMT74145 5/8" Deep Hand Socket (1) DWMT74146 7/16" Deep Hand Socket (1) DWMT74139 1/2" Deep Hand Socket (1) DWMT74148 9/16" Deep Hand Socket (1) DWMT74145 5/8" Deep Hand Socket (1) DWMT74140 11/16" Deep Hand Socket (1) DWMT74142 3/4" Deep Hand Socket (1) DWMT86380 5/8" Deep Hand Socket (1) DWMT86381 13/16" Deep Hand Socket (1) DWMT19576 6mm Standard Hand Socket (1) DWMT74534 7mm Standard Hand Socket (1) DWMT86303 8mm Standard Hand Socket (1) DWMT86304 9mm Standard Hand Socket (1) DWMT86305 10mm Standard Hand Socket (1) DWMT86306 11mm Standard Hand Socket (1) DWMT86307 12mm Standard Hand Socket (1) DWMT86308 13mm Standard Hand Socket (1) DWMT86309 14mm Standard Hand Socket (1) DWMT86310 15mm Standard Hand Socket

HAND SOCKET SETS

1/2" Drive Hand Socket Sets



AVAILABLE		INCLUDES	
DWMT73814	10-pc. 1/2" Drive, 6 pt SAE Deep Hand Socket Set	(1) DWMT89532 7/16" Deep Hand Socket (1) DWMT88945 1/2" Deep Hand Socket (1) DWMT88946 9/16" Deep Hand Socket (1) DWMT88947 5/8" Deep Hand Socket (1) DWMT88948 11/16" Deep Hand Socket (1) DWMT88949 3/4" Deep Hand Socket	(1) DWMT88950 13/16" Deep Hand Socket (1) DWMT88951 7/8" Deep Hand Socket (1) DWMT88952 15/16" Deep Hand Socket (1) DWMT88953 1" Deep Hand Socket Carrying Case
DWMT73815	10-pc. 1/2" Drive, 6 pt Metric Deep Hand Socket Set	(1) DWMT93528 13mm Deep Hand Socket (1) DWMT93529 14mm Deep Hand Socket (1) DWMT93530 15mm Deep Hand Socket (1) DWMT93531 16mm Deep Hand Socket (1) DWMT93532 17mm Deep Hand Socket (1) DWMT93533 18mm Deep Hand Socket	(1) DWMT93534 19mm Deep Hand Socket (1) DWMT93535 21mm Deep Hand Socket (1) DWMT93536 22mm Deep Hand Socket (1) DWMT93670 24mm Deep Hand Socket Carrying Case
DWMT19241	22-pc. 1/2" Drive, 6 pt Metric Standard Hand Socket Set	(1) DWMT19287 8mm Standard Hand Socket (1) DWMT19290 10mm Standard Hand Socket (1) DWMT19291 11mm Standard Hand Socket (1) DWMT86512 12mm Standard Hand Socket (1) DWMT86513 13mm Standard Hand Socket (1) DWMT86514 14mm Standard Hand Socket (1) DWMT86515 15mm Standard Hand Socket (1) DWMT88738 16mm Standard Hand Socket (1) DWMT86517 17mm Standard Hand Socket (1) DWMT86518 18mm Standard Hand Socket (1) DWMT86519 19mm Standard Hand Socket (1) DWMT86521 21mm Standard Hand Socket	(1) DWMT86522 22mm Standard Hand Socket (1) DWMT86524 24mm Standard Hand Socket (1) DWMT19293 27mm Standard Hand Socket (1) DWMT19295 30mm Standard Hand Socket (1) DWMT19296 32mm Standard Hand Socket (1) DWMT19206 Pear Head Ratchet (1) DWMT86407 5" Extension (1) DWMT86408 10" Extension (1) DWMT19204 Sliding T-Handle (1) DWMT86411 Universal Joint Carrying Case
DWMT73813	23-pc. 1/2" Drive, 6 pt Combination Hand Socket Set	(1) DWMT86443 7/16" Standard Hand Socket (1) DWMT86444 1/2" Standard Hand Socket (1) DWMT86445 9/16" Standard Hand Socket (1) DWMT88766 5/8" Standard Hand Socket (1) DWMT86448 11/16" Standard Hand Socket (1) DWMT86449 3/4" Standard Hand Socket (1) DWMT86451 13/16" Standard Hand Socket (1) DWMT86452 7/8" Standard Hand Socket (1) DWMT86453 15/16" Standard Hand Socket (1) DWMT86455 1" Standard Hand Socket (1) DWMT86513 13mm Standard Hand Socket (1) DWMT86514 14mm Standard Hand Socket	(1) DWMT86515 15mm Standard Hand Socket (1) DWMT88738 16mm Standard Hand Socket (1) DWMT86517 17mm Standard Hand Socket (1) DWMT86518 18mm Standard Hand Socket (1) DWMT86519 19mm Standard Hand Socket (1) DWMT86521 21mm Standard Hand Socket (1) DWMT86522 22mm Standard Hand Socket (1) DWMT86524 24mm Standard Hand Socket (1) DWMT86407 5" Extension (1) DWMT1805 Pear Head Ratchet 1/2" Drive Drill Adapter Carrying Case

Combination Drive Hand Socket Sets



AVAILABLE		INCLUDES	
DWMT75423	7-pc. 1/4" & 3/8" Drive, 6 pt Star Bit Hand Socket Set	1/4" DRIVE (1) DWMT76107 T15 Star Bit Hand Socket (1) DWMT76108 T20 Star Bit Hand Socket (1) DWMT76109 T25 Star Bit Hand Socket (1) DWMT76316 T27 Star Bit Hand Socket (1) DWMT76317 T30 Star Bit Hand Socket	3/8" DRIVE (1) DWMT87145 T40 Star Bit Hand Socket (1) DWMT87146 T45 Star Bit Hand Socket Carrying Case
DWMT73804	34-pc. 1/4" & 3/8" Drive, 6 pt Combination Hand Socket Set	1/4" DRIVE (1) DWMT86021 5/32" Standard Hand Socket (1) DWMT86022 3/16" Standard Hand Socket (1) DWMT86023 7/32" Standard Hand Socket (1) DWMT86024 1/4" Standard Hand Socket (1) DWMT86025 9/32" Standard Hand Socket (1) DWMT86026 5/16" Standard Hand Socket (1) DWMT86028 3/8" Standard Hand Socket (1) DWMT86102 5mm Standard Hand Socket (1) DWMT86103 6mm Standard Hand Socket (1) DWMT86104 7mm Standard Hand Socket (1) DWMT86105 8mm Standard Hand Socket (1) DWMT86106 9mm Standard Hand Socket (1) DWMT86107 10mm Standard Hand Socket (1) DWMT86108 11mm Standard Hand Socket 3/8" DRIVE (1) DWMT88977 7/16" Standard Hand Socket (1) DWMT88978 1/2" Standard Hand Socket (1) DWMT88979 9/16" Standard Hand Socket (1) DWMT88980 5/8" Standard Hand Socket	3/8" DRIVE (1) DWMT88981 11/16" Standard Hand Socket (1) DWMT88982 3/4" Standard Hand Socket (1) DWMT88983 13/16" Standard Hand Socket (1) DWMT88984 7/8" Standard Hand Socket (1) DWMT86303 8mm Standard Hand Socket (1) DWMT86305 9mm Standard Hand Socket (1) DWMT86307 12mm Standard Hand Socket (1) DWMT86308 13mm Standard Hand Socket (1) DWMT86309 14mm Standard Hand Socket (1) DWMT86310 15mm Standard Hand Socket (1) DWMT86311 16mm Standard Hand Socket (1) DWMT86312 17mm Standard Hand Socket (1) DWMT86313 18mm Standard Hand Socket (1) DWMT86314 19mm Standard Hand Socket (1) DWMT86315 20mm Standard Hand Socket (1) DWMT86316 21mm Standard Hand Socket (1) DWMT86317 22mm Standard Hand Socket (1) DWMT86318 23mm Standard Hand Socket (1) DWMT86319 24mm Standard Hand Socket (1) DWMT75311 3/8" Female - 1/4" Male Adapter (1) DWMT1804 Pear Head Ratchet (1) DWMT86206 3" Extension 3/4" Drive Drill Adapter Carrying Case
DWMT19257	61-pc. 1/4" & 3/8" Drive, 6 pt Combination Hand Socket Set	1/4" DRIVE (1) DWMT86022 3/16" Standard Hand Socket (1) DWMT86023 7/32" Standard Hand Socket (1) DWMT86024 1/4" Standard Hand Socket (1) DWMT86025 9/32" Standard Hand Socket (1) DWMT86026 5/16" Standard Hand Socket (1) DWMT86027 11/32" Standard Hand Socket (1) DWMT86028 3/8" Standard Hand Socket (1) DWMT86101 4mm Standard Hand Socket (1) DWMT86102 5mm Standard Hand Socket (1) DWMT86103 6mm Standard Hand Socket (1) DWMT86104 7mm Standard Hand Socket (1) DWMT86105 8mm Standard Hand Socket (1) DWMT86106 9mm Standard Hand Socket (1) DWMT86107 10mm Standard Hand Socket (1) DWMT75277 Flex Handle (1) DWMT17134 Spark Plug Ring - Clip Bit Holder 3/8" DRIVE (1) DWMT88976 3/8" Standard Hand Socket (1) DWMT88977 7/16" Standard Hand Socket (1) DWMT88978 1/2" Standard Hand Socket (1) DWMT88979 9/16" Standard Hand Socket (1) DWMT88980 5/8" Standard Hand Socket (1) DWMT88981 11/16" Standard Hand Socket (1) DWMT88982 3/4" Standard Hand Socket (1) DWMT86303 8mm Standard Hand Socket (1) DWMT86305 9mm Standard Hand Socket (1) DWMT86306 10mm Standard Hand Socket (1) DWMT86307 11mm Standard Hand Socket (1) DWMT86308 12mm Standard Hand Socket (1) DWMT86309 13mm Standard Hand Socket (1) DWMT86310 14mm Standard Hand Socket (1) DWMT86311 15mm Standard Hand Socket	3/8" DRIVE (1) DWMT86311 16mm Standard Hand Socket (1) DWMT86312 17mm Standard Hand Socket (1) DWMT86313 18mm Standard Hand Socket (1) DWMT86314 19mm Standard Hand Socket (1) DWMT86380 5/8" Spark Plug Hand Socket (1) DWMT86381 13/16" Spark Plug Hand Socket (1) DWMT75311 3/8" Female - 1/4" Male Adapter (1) DWMT1804 Pear Head Ratchet (1) DWMT86206 3" Extension (1) DWMT86207 6" Extension (1) DWMT17138 Sliding T-Handle (1) DWMT86211 Universal Joint SCREWDRIVING (1) #1 Pozidriv® Screwdriving Bit (1) #2 Pozidriv® Screwdriving Bit (1) #3 Pozidriv® Screwdriving Bit (1) T10 Star Bit Screwdriving Bit (1) T15 Star Bit Screwdriving Bit (1) T20 Star Bit Screwdriving Bit (1) T25 Star Bit Screwdriving Bit (1) T30 Star Bit Screwdriving Bit (1) T40 Star Bit Screwdriving Bit (1) 3mm Hex Screwdriving Bit (1) 4mm Hex Screwdriving Bit (1) 5mm Hex Screwdriving Bit (1) 4mm Flat Screwdriving Bit (1) 5.5mm Flat Screwdriving Bit (1) 6mm Flat Screwdriving Bit (1) #1 Phillips Screwdriving Bit (1) #2 Phillips Screwdriving Bit (1) #3 Phillips Screwdriving Bit Carrying Case

HAND TOOLS • AUTOMOTIVE • STORAGE

HAND SOCKET SETS

Combination Drive Hand Socket Sets



AVAILABLE	INCLUDES
<p>DWMT73801</p> <p>108-pc. 1/4", 3/8" Drive, 6 pt Mechanic's Tool Set</p>	<p>1/4" DRIVE</p> <ul style="list-style-type: none"> (1) DWMT86021 5/32" Standard Hand Socket (1) DWMT86022 3/16" Standard Hand Socket (1) DWMT86023 7/32" Standard Hand Socket (1) DWMT86024 1/4" Standard Hand Socket (1) DWMT86025 9/32" Standard Hand Socket (1) DWMT86026 5/16" Standard Hand Socket (1) DWMT86027 11/32" Standard Hand Socket (1) DWMT86028 3/8" Standard Hand Socket (1) DWMT86101 4mm Standard Hand Socket (1) DWMT86102 5mm Standard Hand Socket (1) DWMT86103 6mm Standard Hand Socket (1) DWMT86104 7mm Standard Hand Socket (1) DWMT86105 8mm Standard Hand Socket (1) DWMT86106 9mm Standard Hand Socket (1) DWMT86107 10mm Standard Hand Socket (1) DWMT86108 11mm Standard Hand Socket (1) DWMT86046 11/32" Deep Hand Socket (1) DWMT86047 3/8" Deep Hand Socket (1) DWMT86048 7/16" Deep Hand Socket (1) DWMT86049 1/2" Deep Hand Socket (1) DWMT86098 10mm Deep Hand Socket (1) DWMT86099 11mm Deep Hand Socket (1) DWMT86100 12mm Deep Hand Socket (1) DWMT86116 13mm Deep Hand Socket (1) DWMT71803 Pear Head Ratchet (1) DWMT86006 3" Extension <p>3/8" DRIVE</p> <ul style="list-style-type: none"> (1) DWMT88976 3/8" Standard Hand Socket (1) DWMT88977 7/16" Standard Hand Socket (1) DWMT88978 1/2" Standard Hand Socket (1) DWMT88979 9/16" Standard Hand Socket (1) DWMT88980 5/8" Standard Hand Socket (1) DWMT88981 11/16" Standard Hand Socket <p>3/8" DRIVE</p> <ul style="list-style-type: none"> (1) DWMT88982 3/4" Standard Hand Socket (1) DWMT86305 10mm Standard Hand Socket (1) DWMT86306 11mm Standard Hand Socket (1) DWMT86307 12mm Standard Hand Socket (1) DWMT86308 13mm Standard Hand Socket (1) DWMT86309 14mm Standard Hand Socket (1) DWMT86310 15mm Standard Hand Socket (1) DWMT86311 16mm Standard Hand Socket (1) DWMT88988 9/16" Deep Hand Socket (1) DWMT88989 5/8" Deep Hand Socket (1) DWMT88990 11/16" Deep Hand Socket (1) DWMT88991 3/4" Deep Hand Socket (1) DWMT86326 14mm Deep Hand Socket (1) DWMT86327 15mm Deep Hand Socket (1) DWMT88225 16mm Deep Hand Socket (1) DWMT86328 17mm Deep Hand Socket (1) DWMT75311 3/8" Female - 1/4" Male Adapter (1) DWMT71804 Pear Head Ratchet (1) DWMT86206 3" Extension <p>SCREWDRIVING</p> <ul style="list-style-type: none"> (1) Vinyl Grip Multi-Driver (1) 5/32" Nut Driver Bit (1) 3/16" Nut Driver Bit (1) 7/32" Nut Driver Bit (1) 1/4" Nut Driver Bit (1) 9/32" Nut Driver Bit (1) 22-pc. Screwdriving Bit Set with Storage Case <p>HEX KEY SETS</p> <ul style="list-style-type: none"> (1) DWMT72591 14-pc. Standard Hex Key Set (1) DWMT72592 14-pc. Metric Hex Key Set Carrying Case
<p>DWMT73802</p> <p>142-pc. 1/4", 3/8" Drive, 6 pt Mechanic's Tool Set</p>	<p>1/4" DRIVE</p> <ul style="list-style-type: none"> (1) DWMT86022 3/16" Standard Hand Socket (1) DWMT86023 7/32" Standard Hand Socket (1) DWMT86024 1/4" Standard Hand Socket (1) DWMT86025 9/32" Standard Hand Socket (1) DWMT86026 5/16" Standard Hand Socket (1) DWMT86027 11/32" Standard Hand Socket (1) DWMT86028 3/8" Standard Hand Socket (1) DWMT86029 7/16" Standard Hand Socket (1) DWMT86030 1/2" Standard Hand Socket (1) DWMT86102 5mm Standard Hand Socket (1) DWMT86103 6mm Standard Hand Socket (1) DWMT86104 7mm Standard Hand Socket (1) DWMT86105 8mm Standard Hand Socket (1) DWMT86106 9mm Standard Hand Socket (1) DWMT86107 10mm Standard Hand Socket (1) DWMT86108 11mm Standard Hand Socket (1) DWMT86109 12mm Standard Hand Socket (1) DWMT86112 13mm Standard Hand Socket (1) DWMT86045 5/16" Deep Hand Socket (1) DWMT86046 11/32" Deep Hand Socket (1) DWMT86047 3/8" Deep Hand Socket (1) DWMT86048 7/16" Deep Hand Socket (1) DWMT86049 1/2" Deep Hand Socket (1) DWMT86097 9mm Deep Hand Socket (1) DWMT86098 10mm Deep Hand Socket (1) DWMT86099 11mm Deep Hand Socket (1) DWMT86100 12mm Deep Hand Socket (1) DWMT86116 13mm Deep Hand Socket (1) DWMT86002 1/4" Female - 3/8" Male Adapter (1) DWMT71803 Pear Head Ratchet (1) DWMT86007 6" Extension (1) DWMT86011 Universal Joint <p>3/8" DRIVE</p> <ul style="list-style-type: none"> (1) DWMT86256 5/16" Standard Hand Socket (1) DWMT88976 3/8" Standard Hand Socket (1) DWMT88977 7/16" Standard Hand Socket (1) DWMT88978 1/2" Standard Hand Socket (1) DWMT88979 9/16" Standard Hand Socket (1) DWMT88980 5/8" Standard Hand Socket (1) DWMT88981 11/16" Standard Hand Socket (1) DWMT88982 3/4" Standard Hand Socket (1) DWMT88983 13/16" Standard Hand Socket (1) DWMT88984 7/8" Standard Hand Socket (1) DWMT86305 10mm Standard Hand Socket (1) DWMT86306 11mm Standard Hand Socket (1) DWMT86307 12mm Standard Hand Socket (1) DWMT86308 13mm Standard Hand Socket (1) DWMT86309 14mm Standard Hand Socket (1) DWMT86310 15mm Standard Hand Socket (1) DWMT86311 16mm Standard Hand Socket <p>3/8" DRIVE</p> <ul style="list-style-type: none"> (1) DWMT86312 17mm Standard Hand Socket (1) DWMT86313 18mm Standard Hand Socket (1) DWMT86314 19mm Standard Hand Socket (1) DWMT88989 5/8" Deep Hand Socket (1) DWMT88990 11/16" Deep Hand Socket (1) DWMT88991 3/4" Deep Hand Socket (1) DWMT88992 13/16" Deep Hand Socket (1) DWMT88971 7/8" Deep Hand Socket (1) DWMT88225 16mm Deep Hand Socket (1) DWMT86328 17mm Deep Hand Socket (1) DWMT94955 18mm Deep Hand Socket (1) DWMT94961 19mm Deep Hand Socket (1) DWMT75311 3/8" Female - 1/4" Male Adapter (1) DWMT71804 Pear Head Ratchet (1) DWMT86207 6" Extension (1) DWMT86211 Universal Joint <p>COMBINATION WRENCHES</p> <ul style="list-style-type: none"> (1) DWMT72193 3/8" Combination Wrench (1) DWMT72194 7/16" Combination Wrench (1) DWMT72195 1/2" Combination Wrench (1) DWMT72196 9/16" Combination Wrench (1) DWMT72197 5/8" Combination Wrench (1) DWMT72211 10mm Combination Wrench (1) DWMT72212 11mm Combination Wrench (1) DWMT72213 12mm Combination Wrench (1) DWMT72215 14mm Combination Wrench (1) DWMT72216 15mm Combination Wrench <p>SCREWDRIVING</p> <ul style="list-style-type: none"> (1) Vinyl Grip Multi-Driver (1) 4mm Nut Driver Bit (1) 5mm Nut Driver Bit (1) 6mm Nut Driver Bit (1) 7mm Nut Driver Bit (1) 8mm Nut Driver Bit (1) 5/32" Nut Driver Bit (1) 3/16" Nut Driver Bit (1) 7/32" Nut Driver Bit (1) 1/4" Nut Driver Bit (1) 9/32" Nut Driver Bit (1) 5/16" Nut Driver Bit (1) 11/32" Nut Driver Bit (1) 3/8" Nut Driver Bit (1) 7/16" Nut Driver Bit (1) 1/2" Nut Driver Bit (1) 22-pc. Screwdriving Bit Set with Storage Case <p>HEX KEY SETS</p> <ul style="list-style-type: none"> (1) DWMT72591 14-pc. Standard Hex Key Set (1) DWMT72592 14-pc. Metric Hex Key Set Carrying Case

HAND SOCKET SETS

Combination Drive Mechanic's Tool Set



AVAILABLE		INCLUDES
DWMT73803	168-pc. 1/4", 3/8", 1/2" Drive, 6 pt Mechanic's Tool Set	<p>1/4" DRIVE</p> <ul style="list-style-type: none"> (1) DWMT86021 5/32" Standard Hand Socket (1) DWMT86022 3/16" Standard Hand Socket (1) DWMT86023 7/32" Standard Hand Socket (1) DWMT86024 1/4" Standard Hand Socket (1) DWMT86025 9/32" Standard Hand Socket (1) DWMT86026 5/16" Standard Hand Socket (1) DWMT86027 11/32" Standard Hand Socket (1) DWMT86028 3/8" Standard Hand Socket (1) DWMT86029 7/16" Standard Hand Socket (1) DWMT86030 1/2" Standard Hand Socket (1) DWMT86101 4mm Standard Hand Socket (1) DWMT86110 4.5mm Standard Hand Socket (1) DWMT86102 5mm Standard Hand Socket (1) DWMT86111 5.5mm Standard Hand Socket (1) DWMT86103 6mm Standard Hand Socket (1) DWMT86104 7mm Standard Hand Socket (1) DWMT86105 8mm Standard Hand Socket (1) DWMT86106 9mm Standard Hand Socket (1) DWMT86107 10mm Standard Hand Socket (1) DWMT86108 11mm Standard Hand Socket (1) DWMT86109 12mm Standard Hand Socket (1) DWMT86112 13mm Standard Hand Socket (1) DWMT86045 5/16" Deep Hand Socket (1) DWMT86046 11/32" Deep Hand Socket (1) DWMT86047 3/8" Deep Hand Socket (1) DWMT86048 7/16" Deep Hand Socket (1) DWMT86049 1/2" Deep Hand Socket (1) DWMT86097 9mm Deep Hand Socket (1) DWMT86098 10mm Deep Hand Socket (1) DWMT86099 11mm Deep Hand Socket (1) DWMT86100 12mm Deep Hand Socket (1) DWMT86116 13mm Deep Hand Socket (1) DWMT86007 6" Extension (1) DWMT86011 Universal Joint <p>3/8" DRIVE</p> <ul style="list-style-type: none"> (1) DWMT86256 5/16" Standard Hand Socket (1) DWMT88976 3/8" Standard Hand Socket (1) DWMT88977 7/16" Standard Hand Socket (1) DWMT88978 1/2" Standard Hand Socket (1) DWMT88979 9/16" Standard Hand Socket (1) DWMT88980 5/8" Standard Hand Socket (1) DWMT88981 11/16" Standard Hand Socket (1) DWMT88982 3/4" Standard Hand Socket (1) DWMT88983 13/16" Standard Hand Socket (1) DWMT88984 7/8" Standard Hand Socket (1) DWMT86305 10mm Standard Hand Socket (1) DWMT86306 11mm Standard Hand Socket (1) DWMT86307 12mm Standard Hand Socket (1) DWMT86308 13mm Standard Hand Socket (1) DWMT86309 14mm Standard Hand Socket (1) DWMT86310 15mm Standard Hand Socket (1) DWMT86311 16mm Standard Hand Socket (1) DWMT86312 17mm Standard Hand Socket (1) DWMT86313 18mm Standard Hand Socket (1) DWMT86314 19mm Standard Hand Socket (1) DWMT88989 5/8" Deep Hand Socket (1) DWMT88990 11/16" Deep Hand Socket (1) DWMT88991 3/4" Deep Hand Socket (1) DWMT88992 13/16" Deep Hand Socket (1) DWMT88971 7/8" Deep Hand Socket (1) DWMT86327 15mm Deep Hand Socket (1) DWMT88825 16mm Deep Hand Socket (1) DWMT86328 17mm Deep Hand Socket (1) DWMT94955 18mm Deep Hand Socket <p>3/8" DRIVE</p> <ul style="list-style-type: none"> (1) DWMT94961 19mm Deep Hand Socket (1) DWMT86380 5/8" Spark Plug Hand Socket (1) DWMT85802 3/4" Spark Plug Hand Socket (1) DWMT75311 3/8" Female - 1/4" Male Adapter (1) DWMT71804 Pear Head Ratchet (1) DWMT86207 6" Extension (1) DWMT86211 Universal Joint <p>1/2" DRIVE</p> <ul style="list-style-type: none"> (1) DWMT86444 1/2" Standard Hand Socket (1) DWMT86445 9/16" Standard Hand Socket (1) DWMT88766 5/8" Standard Hand Socket (1) DWMT86448 11/16" Standard Hand Socket (1) DWMT86449 3/4" Standard Hand Socket (1) DWMT86451 13/16" Standard Hand Socket (1) DWMT86452 7/8" Standard Hand Socket (1) DWMT86512 12mm Standard Hand Socket (1) DWMT86513 13mm Standard Hand Socket (1) DWMT86514 14mm Standard Hand Socket (1) DWMT86515 15mm Standard Hand Socket (1) DWMT88738 16mm Standard Hand Socket (1) DWMT86517 17mm Standard Hand Socket (1) DWMT86518 18mm Standard Hand Socket (1) DWMT86519 19mm Standard Hand Socket (1) DWMT86521 21mm Standard Hand Socket (1) DWMT71805 Pear Head Ratchet (1) DWMT86407 5" Extension (1) DWMT86411 Universal Joint <p>COMBINATION WRENCHES</p> <ul style="list-style-type: none"> (1) DWMT72191 5/16" Combination Wrench (1) DWMT72193 3/8" Combination Wrench (1) DWMT72194 7/16" Combination Wrench (1) DWMT72195 1/2" Combination Wrench (1) DWMT72196 9/16" Combination Wrench (1) DWMT72197 5/8" Combination Wrench (1) DWMT72211 10mm Combination Wrench (1) DWMT72212 11mm Combination Wrench (1) DWMT72213 12mm Combination Wrench (1) DWMT72215 14mm Combination Wrench (1) DWMT72216 15mm Combination Wrench (1) DWMT72217 16mm Combination Wrench <p>SCREWDRIVING</p> <ul style="list-style-type: none"> (1) Vinyl Grip Multi-Driver (1) 4mm Nut Driver Bit (1) 5mm Nut Driver Bit (1) 6mm Nut Driver Bit (1) 7mm Nut Driver Bit (1) 8mm Nut Driver Bit (1) 5/32" Nut Driver Bit (1) 3/16" Nut Driver Bit (1) 7/32" Nut Driver Bit (1) 1/4" Nut Driver Bit (1) 9/32" Nut Driver Bit (1) 5/16" Nut Driver Bit (1) 11/32" Nut Driver Bit (1) 3/8" Nut Driver Bit (1) 7/16" Nut Driver Bit (1) 1/2" Nut Driver Bit (1) 22-pc. Screwdriving Bit Set with Storage Case <p>HEX KEY SETS</p> <ul style="list-style-type: none"> (1) DWMT72591 14-pc. Standard Hex Key Set (1) DWMT72592 14-pc. Metric Hex Key Set

Crowsfoot Wrench Set



AVAILABLE		INCLUDES
DWMT75425	10-pc. 3/8" Drive Crowsfoot Wrench Set	<ul style="list-style-type: none"> 3/8" Crowsfoot Wrench 7/16" Crowsfoot Wrench 1/2" Crowsfoot Wrench 9/16" Crowsfoot Wrench 5/8" Crowsfoot Wrench 11/16" Crowsfoot Wrench 3/4" Crowsfoot Wrench 13/16" Crowsfoot Wrench 7/8" Crowsfoot Wrench 1" Crowsfoot Wrench

HAND TOOLS • AUTOMOTIVE • STORAGE

HAND SOCKET SETS

Mechanic's Socket Set



AVAILABLE		INCLUDES
DWM75049	192-pc. 1/4", 3/8", 1/2" Drive, 6 pt Mechanic's Tool Set	1/4" DRIVE (1) DWM786021 5/32" Standard Hand Socket (1) DWM786022 3/16" Standard Hand Socket (1) DWM786023 7/32" Standard Hand Socket (1) DWM786024 1/4" Standard Hand Socket (1) DWM786025 9/32" Standard Hand Socket (1) DWM786026 5/16" Standard Hand Socket (1) DWM786027 11/32" Standard Hand Socket (1) DWM786028 3/8" Standard Hand Socket (1) DWM786029 7/16" Standard Hand Socket (1) DWM786030 1/2" Standard Hand Socket (1) DWM785861 9/16" Standard Hand Socket (1) DWM786101 4mm Standard Hand Socket (1) DWM786102 5mm Standard Hand Socket (1) DWM786103 6mm Standard Hand Socket (1) DWM786104 7mm Standard Hand Socket (1) DWM786105 8mm Standard Hand Socket (1) DWM786106 9mm Standard Hand Socket (1) DWM786107 10mm Standard Hand Socket (1) DWM786108 11mm Standard Hand Socket (1) DWM786109 12mm Standard Hand Socket (1) DWM786112 13mm Standard Hand Socket (1) DWM786114 14mm Standard Hand Socket (1) DWM789820 5/32" Deep Hand Socket (1) DWM788964 3/16" Deep Hand Socket (1) DWM786043 1/4" Deep Hand Socket (1) DWM786044 9/32" Deep Hand Socket (1) DWM786045 5/16" Deep Hand Socket (1) DWM786046 11/32" Deep Hand Socket (1) DWM786047 3/8" Deep Hand Socket (1) DWM786048 7/16" Deep Hand Socket (1) DWM786049 1/2" Deep Hand Socket (1) DWM788935 4mm Deep Hand Socket (1) DWM788936 5mm Deep Hand Socket (1) DWM786094 6mm Deep Hand Socket (1) DWM786095 7mm Deep Hand Socket (1) DWM786096 8mm Deep Hand Socket (1) DWM786097 9mm Deep Hand Socket (1) DWM786098 10mm Deep Hand Socket (1) DWM786099 11mm Deep Hand Socket (1) DWM786100 12mm Deep Hand Socket (1) DWM786116 13mm Deep Hand Socket (1) DWM786289 14mm Deep Hand Socket (1) DWM786002 1/4" Female - 3/8" Male Adapter (1) DWM771803 Pear Head Ratchet (1) DWM786006 3" Extension (1) DWM786007 6" Extension (1) DWM786372 10" Extension (1) DWM786011 Universal Joint 3/8" DRIVE (1) DWM786255 1/4" Standard Hand Socket (1) DWM786256 5/16" Standard Hand Socket (1) DWM788976 3/8" Standard Hand Socket (1) DWM788977 7/16" Standard Hand Socket (1) DWM788978 1/2" Standard Hand Socket (1) DWM788979 9/16" Standard Hand Socket (1) DWM788980 5/8" Standard Hand Socket (1) DWM788981 11/16" Standard Hand Socket (1) DWM788982 3/4" Standard Hand Socket (1) DWM788983 13/16" Standard Hand Socket (1) DWM788984 7/8" Standard Hand Socket (1) DWM786305 10mm Standard Hand Socket (1) DWM786306 11mm Standard Hand Socket (1) DWM786307 12mm Standard Hand Socket (1) DWM786308 13mm Standard Hand Socket (1) DWM786309 14mm Standard Hand Socket (1) DWM786310 15mm Standard Hand Socket (1) DWM786311 16mm Standard Hand Socket (1) DWM786312 17mm Standard Hand Socket (1) DWM786313 18mm Standard Hand Socket (1) DWM786314 19mm Standard Hand Socket (1) DWM786316 21mm Standard Hand Socket (1) DWM770840 1/4" Deep Hand Socket (1) DWM780016 15/16" Deep Hand Socket (1) DWM788985 3/8" Deep Hand Socket (1) DWM788986 7/16" Deep Hand Socket (1) DWM788987 1/2" Deep Hand Socket (1) DWM788988 9/16" Deep Hand Socket (1) DWM788989 5/8" Deep Hand Socket (1) DWM788990 11/16" Deep Hand Socket (1) DWM788991 3/4" Deep Hand Socket (1) DWM788992 13/16" Deep Hand Socket (1) DWM788971 7/8" Deep Hand Socket (1) DWM786322 10mm Deep Hand Socket (1) DWM786323 11mm Deep Hand Socket (1) DWM786324 12mm Deep Hand Socket
		3/8" DRIVE (1) DWM786325 13mm Deep Hand Socket (1) DWM786326 14mm Deep Hand Socket (1) DWM786327 15mm Deep Hand Socket (1) DWM788825 16mm Deep Hand Socket (1) DWM786328 17mm Deep Hand Socket (1) DWM794955 18mm Deep Hand Socket (1) DWM794961 19mm Deep Hand Socket (1) DWM796362 21mm Deep Hand Socket (1) DWM786380 5/8" Spark Plug Hand Socket (1) DWM785802 3/4" Spark Plug Hand Socket (1) DWM786381 13/16" Spark Plug Hand Socket (1) DWM786388 5/32" Hex Bit Hand Socket (1) DWM786389 3/16" Hex Bit Hand Socket (1) DWM786391 1/4" Hex Bit Hand Socket (1) DWM786392 5/16" Hex Bit Hand Socket (1) DWM787971 4mm Hex Bit Hand Socket (1) DWM787972 5mm Hex Bit Hand Socket (1) DWM787973 6mm Hex Bit Hand Socket (1) DWM787974 7mm Hex Bit Hand Socket (1) DWM787975 8mm Hex Bit Hand Socket (1) DWM787404 T10 Star Bit Hand Socket (1) DWM787141 T15 Star Bit Hand Socket (1) DWM787142 T20 Star Bit Hand Socket (1) DWM787143 T25 Star Bit Hand Socket (1) DWM787406 T27 Star Bit Hand Socket (1) DWM787144 T30 Star Bit Hand Socket (1) DWM787145 T40 Star Bit Hand Socket (1) DWM787146 T45 Star Bit Hand Socket (1) DWM775311 3/8" Female - 1/4" Male Adapter (1) DWM771804 Pear Head Ratchet (1) DWM786206 3" Extension (1) DWM786207 6" Extension (1) DWM786208 10" Extension (1) DWM786211 Universal Joint 1/2" DRIVE (1) DWM786443 7/16" Standard Hand Socket (1) DWM786444 1/2" Standard Hand Socket (1) DWM786445 9/16" Standard Hand Socket (1) DWM788766 5/8" Standard Hand Socket (1) DWM786448 11/16" Standard Hand Socket (1) DWM786449 3/4" Standard Hand Socket (1) DWM786451 13/16" Standard Hand Socket (1) DWM786452 7/8" Standard Hand Socket (1) DWM786453 15/16" Standard Hand Socket (1) DWM786455 1" Standard Hand Socket (1) DWM786513 13mm Standard Hand Socket (1) DWM786514 14mm Standard Hand Socket (1) DWM786515 15mm Standard Hand Socket (1) DWM788738 16mm Standard Hand Socket (1) DWM786517 17mm Standard Hand Socket (1) DWM786518 18mm Standard Hand Socket (1) DWM786519 19mm Standard Hand Socket (1) DWM786521 21mm Standard Hand Socket (1) DWM786522 22mm Standard Hand Socket (1) DWM786524 24mm Standard Hand Socket (1) DWM789532 7/16" Deep Hand Socket (1) DWM788945 1/2" Deep Hand Socket (1) DWM788946 9/16" Deep Hand Socket (1) DWM788947 5/8" Deep Hand Socket (1) DWM788948 11/16" Deep Hand Socket (1) DWM788949 3/4" Deep Hand Socket (1) DWM788950 13/16" Deep Hand Socket (1) DWM788951 7/8" Deep Hand Socket (1) DWM788952 15/16" Deep Hand Socket (1) DWM788953 1" Deep Hand Socket (1) DWM793528 13mm Deep Hand Socket (1) DWM793529 14mm Deep Hand Socket (1) DWM793530 15mm Deep Hand Socket (1) DWM793531 16mm Deep Hand Socket (1) DWM793532 17mm Deep Hand Socket (1) DWM793533 18mm Deep Hand Socket (1) DWM793534 19mm Deep Hand Socket (1) DWM793535 21mm Deep Hand Socket (1) DWM793536 22mm Deep Hand Socket (1) DWM796370 24mm Deep Hand Socket (1) DWM786414 1/2" Female - 3/8" Male (1) DWM771805 Pear Head Ratchet (1) DWM786406 2-1/2" Extension (1) DWM786407 5" Extension (1) DWM786408 10" Extension (1) DWM786411 Universal Joint HEX KEY SETS (1) DWM772591 14-pc. Standard Hex Key Set (1) DWM772592 14-pc. Metric Hex Key Set

Hand Socket Accessory Sets



AVAILABLE		INCLUDES
DWM75426	3-pc. 3/8" Drive Extension Set	DWM786206 3" Extension DWM786207 6" Extension DWM786208 10" Extension
DWM73807	15-pc. 1/4" & 3/8" Drive Hand Socket Accessory Set	1/4" DRIVE DWM786006 3" Extension DWM786007 6" Extension DWM786372 10" Extension DWM786002 1/4" Female - 3/8" Male Adapter DWM786011 Universal Joint 1/4" Drive Drill Adapter 3/8" DRIVE DWM786206 3" Extension DWM786207 6" Extension DWM786208 10" Extension DWM786380 5/8" Spark Plug Hand Socket DWM785802 3/4" Spark Plug Hand Socket DWM786381 13/16" Spark Plug Hand Socket DWM775311 3/8" Female - 1/4" Male Adapter DWM786211 Universal Joint 3/8" Drive Drill Adapter

MULTI-COMPARTMENT ORGANIZERS

Mid-Size Pro Organizer
DWMST14735



SPECIFICATIONS

Load Capacity	11 lbs
Width	10-5/16"
Height	4-5/8"
Length	13-11/16"
Lockable	No
Water Resistant	Yes
Latch Material	Metal
Weight	2.9 lbs

Deep Pro Organizer
DWST14825



SPECIFICATIONS

Load Capacity	17.6 lbs
Width	17-1/2"
Height	4-1/2"
Length	14"
Lockable	No
Water Resistant	Yes
Latch Material	Metal
Weight	4.3 lbs

10-Compartment Pro Organizer
DWST14835



SPECIFICATIONS

Load Capacity	7.7 lbs
Width	17-5/8"
Height	2-7/8"
Length	6-5/8"
Lockable	No
Water Resistant	Yes
Weight	1.9 lbs

20-Compartment Pro Organizer
DWST14830



SPECIFICATIONS

Load Capacity	9.9 lbs
Width	17-5/8"
Height	2-7/8"
Length	11"
Lockable	No
Water Resistant	Yes
Weight	3.1 lbs

TOOL BOXES

23" Structural Foam Tool Box
DWST23001



SPECIFICATIONS

Load Capacity	66.0 lbs
Width	22-11/16"
Height	18-1/2"
Length	11"
Lockable	Yes
Water Resistant	Yes
Latch Material	Metal
Weight	6.7 lbs

24" Tote with Power Tool Case
DWST24070



SPECIFICATIONS

Load Capacity	77.0 lbs
Width	24"
Height	11-3/16"
Length	12-11/16"
Lockable	No
Water Resistant	No
Latch Material	Metal
Weight	7.7 lbs

24" Tote with Organizer
DWST24075



SPECIFICATIONS

Load Capacity	77.0 lbs
Width	24"
Height	11-3/16"
Length	12-11/16"
Lockable	No
Water Resistant	No
Latch Material	Metal
Weight	6.7 lbs

24" One-Touch Tool Box
DWST24082



SPECIFICATIONS

Load Capacity	61.6 lbs
Width	23-13/16"
Height	11-5/16"
Length	11-5/16"
Lockable	No
Water Resistant	Yes
Weight	6.7 lbs

28" Water Seal Tool Box
DWST28001



SPECIFICATIONS

Load Capacity	66.0 lbs
Width	28"
Height	11-5/8"
Length	12-5/8"
Lockable	No
Water Resistant	Yes
Latch Material	Metal
Weight	10.1 lbs

28" Tool Box with Wheels
DWST28100



SPECIFICATIONS

Load Capacity	80.0 lbs
Width	12-1/2"
Height	12"
Length	28-1/2"
Lockable	Yes
Water Resistant	Yes
Latch Material	Metal
Weight	9.2 lbs



MOBILE STORAGE

15 Gallon Contractor Chest

DWST33090



SPECIFICATIONS

Load Capacity	88.0 lbs
Width	24-5/8"
Height	16-3/8"
Length	15-5/8"
Lockable	No
Water Resistant	Yes
Weight	12.4 lbs

ToughChest™ Mobile Storage

DWST38000



SPECIFICATIONS

Load Capacity	154.0 lbs
Width	23-1/8"
Height	24-5/16"
Length	38-7/8"
Lockable	Yes
Water Resistant	Yes
Latch Material	Metal
Weight	34.4 lbs

Mobile Work Center

DWST20800



SPECIFICATIONS

Load Capacity	110.0 lbs
Width	21"
Height	28"
Length	16"
Lockable	No
Water Resistant	No
Latch Material	Metal
Weight	21.1 lbs

Multi-Level Workshop

DWST20880



SPECIFICATIONS

Load Capacity	110.0 lbs
Width	16-5/16"
Height	28-3/4"
Length	21-11/16"
Lockable	Yes
Water Resistant	No
Latch Material	Metal
Weight	25.4 lbs

METAL STORAGE

52" Wide 8-Drawer Tool Chest

DWST25182



SPECIFICATIONS

Cubic Capacity	15,660 in ³
Width	51-3/4"
Height	24-1/2"
Depth	21"
Weight	201.0 lbs
Pair With	DWST25294

52" Wide 9-Drawer Rolling Cabinet

DWST25294



SPECIFICATIONS

Cubic Capacity	23,673 in ³
Load Capacity	2500.0 lbs*
Width	51-3/4"
Height	42-1/2"
Depth	21"
Weight	325.0 lbs
Pair With	DWST25182

41" Wide 9-Drawer Mobile Workbench

DWMT24192



SPECIFICATIONS

Cubic Capacity	18,058 in ³
Load Capacity	2500.0 lbs
Width	41"
Height	42-1/2"
Depth	21"
Weight	284.0 lbs

75" Wide 15-Drawer Mobile Workstation

DWMT74437



SPECIFICATIONS

Cubic Capacity	30,986 in ³
Load Capacity	3000.0 lbs
Width	75-1/4"
Height	39-3/4"
Depth	24-1/2"
Weight	433.0 lbs

41" Wide 7-Drawer Tool Chest

DWST24071



SPECIFICATIONS

Cubic Capacity	12,098 in ³
Width	41"
Height	24-1/2"
Depth	21"
Weight	176.0 lbs
Pair With	DWST24191

41" Wide 9-Drawer Rolling Cabinet

DWST24191



SPECIFICATIONS

Cubic Capacity	18,058 in ³
Load Capacity	2500.0 lbs*
Width	41"
Height	42-1/2"
Depth	21"
Weight	272.0 lbs
Pair With	DWST24071

METAL STORAGE

Sliding Top Cart

DWMT78088



SPECIFICATIONS

Cubic Capacity	5362 in ³
Load Capacity	500.0 lbs
Width	32"
Height	41"
Depth	16"
Weight	104.0 lbs

Utility Cart

DWMT78086



SPECIFICATIONS

Cubic Capacity	3540 in ³
Load Capacity	500.0 lbs
Width	32"
Height	38"
Depth	16"
Weight	47.2 lbs

26" Wide 4-Drawer Tool Chest

DWST22644



SPECIFICATIONS

Cubic Capacity	7206 in ³
Width	26"
Height	24-1/2"
Depth	18"
Weight	81.0 lbs
Pair With	DWST22760

26" Wide 6-Drawer Rolling Cabinet

DWST22760



SPECIFICATIONS

Cubic Capacity	10,330 in ³
Load Capacity	1500.0 lbs*
Width	26-1/2"
Height	40-1/2"
Depth	18"
Weight	120.0 lbs
Pair With	DWST22644



41" Wide 6-Drawer Tool Chest

DWST24062



SPECIFICATIONS

Cubic Capacity	12,348 in ³
Width	40-1/2"
Height	24-1/2"
Depth	18"
Weight	151.0 lbs
Pair With	DWST24190

41" Wide 9-Drawer Rolling Cabinet

DWST24190



SPECIFICATIONS

Cubic Capacity	15,498 in ³
Load Capacity	1500.0 lbs*
Width	41"
Height	40-1/2"
Depth	18"
Weight	170.0 lbs
Pair With	DWST24062



52" Wide 8-Drawer Tool Chest

DWST25181



SPECIFICATIONS

Cubic Capacity	15,746 in ³
Width	51-1/2"
Height	24-1/2"
Depth	18"
Weight	169.0 lbs
Pair With	DWST25292

52" Wide 9-Drawer Rolling Cabinet

DWST25292



SPECIFICATIONS

Cubic Capacity	20,282 in ³
Load Capacity	1500.0 lbs*
Width	52"
Height	40-1/2"
Depth	18"
Weight	223.0 lbs
Pair With	DWST25181



TSTAK®

TSTAK® Single Deep Drawer

DWST17803



SPECIFICATIONS

Load Capacity	16.5 lbs
Width	16-13/16"
Height	6-7/8"
Length	12-5/16"
Handle Length	7"
Lockable	No
Water Resistant	No
Weight	6.7 lbs

TSTAK® Double Shallow Drawers

DWST17804



SPECIFICATIONS

Load Capacity	16.5 lbs
Width	16-5/16"
Height	6-3/8"
Length	12-5/16"
Handle Length	7"
Lockable	No
Water Resistant	No
Weight	8.8 lbs

TSTAK® STORAGE & ACCESSORIES

TSTAK® Organizer with Clear Lid

DWST17805



SPECIFICATIONS

Load Capacity	44.0 lbs
Width	17-3/16"
Height	5-11/16"
Length	13"
Lockable	Yes
Water Resistant	No
Latch Material	Metal
Weight	4.9 lbs

TSTAK® Deep Box

DWST17806



SPECIFICATIONS

Load Capacity	66 lbs
Width	17-5/16"
Height	11-7/8"
Length	13"
Lockable	Yes
Water Resistant	No
Latch Material	Metal
Weight	6.0 lbs

TSTAK® Flat Top Box

DWST17807



SPECIFICATIONS

Load Capacity	66.0 lbs
Width	17-3/16"
Height	6-13/16"
Length	13"
Lockable	Yes
Water Resistant	No
Latch Material	Metal
Weight	3.8 lbs

TSTAK® Long Handle Box

DWST17808



SPECIFICATIONS

Load Capacity	66 lbs
Width	17-5/16"
Height	17-7/8"
Length	13"
Lockable	Yes
Water Resistant	No
Latch Material	Metal
Weight	5.0 lbs

TSTAK® Deep Tool Box with Long Handle

DWST17814



SPECIFICATIONS

Load Capacity	66.0 lbs
Width	17-3/8"
Height	12-11/16"
Length	13-5/16"
Lockable	Yes
Water Resistant	No
Latch Material	Metal
Weight	7.0 lbs

TSTAK® Open Tote

DWST17809



SPECIFICATIONS

Load Capacity	22.0 lbs
Width	17-5/16"
Height	10-11/16"
Length	12-5/8"
Lockable	No
Water Resistant	No
Weight	4.0 lbs

TSTAK® Mobile Storage Deep Box on Wheels

DWST17820



SPECIFICATIONS

Load Capacity	88.0 lbs
Width	20-3/16"
Height	17-1/8"
Length	17-1/8"
Lockable	Yes
Water Resistant	No
Latch Material	Metal
Weight	10.4 lbs

TSTAK® Trolley

DWST17889



SPECIFICATIONS

Load Capacity	220.0 lbs
Width	17"
Height	7"
Length	18-7/8"
Weight (Cart only)	7.3 lbs

TSTAK® Cart

DWST17888



SPECIFICATIONS

Load Capacity	220.0 lbs
Width	17-5/16"
Height	41"
Length	22"
Handle Length	16-7/8"
Weight	16.4 lbs

TSTAK® Tower

DWST60404



SPECIFICATIONS

Load Capacity	110.0 lbs
Width	16-15/16"
Height	26-7/8"
Length	19-15/16"
Lockable	Yes
Water Resistant	No
Latch Material	Metal
Weight	21.8 lbs

TSTAK® Foam Insert

DWST88801



SPECIFICATIONS

Width	11-11/16"
Height	2-3/4"
Length	16-3/4"
Water Resistant	No
Weight	0.6 lbs

Includes
DWST17808 Long Handle Box, DWST17805 Organizer with Clear Lid, and DWST17820 Mobile Storage Deep Box on Wheels

TOUGHBOX™ CHESTS

36" TOUGHBOX™ Jobsite Chest

DWMT3628



SPECIFICATIONS

Cubic Capacity	16-3/4 in ³
Width	36"
Closed Height	34-1/2"
Open Height	59-1/2"
Depth	28"
Weight	197.0 lbs

42" TOUGHBOX™ Jobsite Chest

DWMT4228



SPECIFICATIONS

Cubic Capacity	19-1/4 in ³
Width	42"
Closed Height	34-1/2"
Open Height	59-1/2"
Depth	28"
Weight	229.0 lbs

48" TOUGHBOX™ Jobsite Chest

DWMT4828



SPECIFICATIONS

Cubic Capacity	22-1/8 in ³
Width	48"
Closed Height	34-1/2"
Open Height	59-1/2"
Depth	28"
Weight	242.0 lbs

60" TOUGHBOX™ Jobsite Chest

DWMT6028



SPECIFICATIONS

Cubic Capacity	27-5/8 in ³
Width	60"
Closed Height	34-1/2"
Open Height	59-1/2"
Depth	28"
Weight	306.0 lbs

49" TOUGHBOX™ Chest Piano Box

DWMT04831



SPECIFICATIONS

Load Capacity	2500.0 lbs
Width	49"
Closed Height	49"
Open Height	78-5/8"
Depth	31"
Weight	300.0 lbs

61" TOUGHBOX™ Chest Piano Box

DWMT06031



SPECIFICATIONS

Cubic Capacity	47-5/8"
Load Capacity	2500.0 lbs
Width	61"
Closed Height	49"
Open Height	78-5/8"
Depth	31"
Weight	350.0 lbs

TOUGHSYSTEM® STORAGE SOLUTIONS

TOUGHSYSTEM® DS130 Tool Box

DWST08130



SPECIFICATIONS

Load Capacity	44.0 lbs
Width	21-13/16"
Height	6-5/16"
Length	13-5/16"
Lockable	Yes
Water Resistant	Yes
Latch Material	Metal
Weight	7.8 lbs

TOUGHSYSTEM® DS150 Small Tool Case

DWST08201



SPECIFICATIONS

Load Capacity	44.0 lbs
Width	21-13/16"
Height	6-1/8"
Length	13-1/8"
Lockable	No
Water Resistant	Yes
Latch Material	Metal
Weight	7.0 lbs

TOUGHSYSTEM® DS300 Large Tool Case

DWST08203



SPECIFICATIONS

Load Capacity	110.0 lbs
Width	21-13/16"
Height	12-1/8"
Length	13-1/8"
Lockable	Yes
Water Resistant	Yes
Latch Material	Metal
Weight	11.1 lbs

TOUGHSYSTEM® DS400 Extra Large Tool Case

DWST08204



SPECIFICATIONS

Load Capacity	110.0 lbs
Width	21-13/16"
Height	16-1/8"
Length	14-3/8"
Lockable	Yes
Water Resistant	Yes
Latch Material	Metal
Weight	13.8 lbs



TOUGHSYSTEM[®] ***INFINITE POSSIBILITIES.***[™]



CUSTOMIZABLE



PORTABLE



VERSATILE

The **TOUGHSYSTEM**[®] range stacks up to any jobsite and completes the total jobsite solution. It is the ultimate in customizable, portable, and versatile storage and flexes to meet your needs to deliver INFINITE POSSIBILITIES[™]. With our lockable security and weather resistant features, the **TOUGHSYSTEM**[®] products are able to withstand what you throw at them. From the workshop, to the van, to the jobsite, bring this stackable system wherever the job takes you. Stack up, then move out.

Discover INFINITE POSSIBILITIES[™] with **TOUGHSYSTEM**[®] Storage.

DEWALT.COM/TOUGHSYSTEM

TOUGHSYSTEM® STORAGE SOLUTIONS

TOUGHSYSTEM® Organizer

DWST08202



SPECIFICATIONS

Load Capacity	110.0 lbs
Width	21-13/16"
Height	4-1/2"
Length	13-1/8"
Lockable	Yes
Water Resistant	Yes
Latch Material	Metal
Weight	8.7 lbs

TOUGHSYSTEM® Tote

DWST08205



SPECIFICATIONS

Load Capacity	44 lbs
Width	21-7/8"
Height	10-7/8"
Length	12-7/8"
Lockable	No
Water Resistant	No
Weight	6.05 lbs

TOUGHSYSTEM® Radio & Charger

DWST08810



SPECIFICATIONS

Width	21-1/8"
Height	6-1/8"
Length	14-1/2"
Portability	Hand-Carry
Water Resistant	Yes
Weight	15.2 lbs



TOUGHSYSTEM® DS450 Mobile Storage

DWST08250



SPECIFICATIONS

Load Capacity	88.0 lbs
Width	23-3/8"
Height	38-7/8"
Length	18-13/16"
Lockable	Yes
Water Resistant	No
Latch Material	Metal
Weight	20.9 lbs

TOUGHSYSTEM® DS Carrier

DWST08210



SPECIFICATIONS

Load Capacity	264.0.0 lbs
Width	26-7/8"
Height	43-5/8"
Length	20-1/8"
Lockable	No
Water Resistant	No
Weight (Carrier only)	35.2 lbs

TOUGHSYSTEM® High Van Racking Storage Solution

DWST08241



SPECIFICATIONS

Load Capacity	150.0 lbs
Height	69-7/8" - 82"
Length	39"
Lockable	No
Weight (Racking only)	51.0 lbs

TOUGHSYSTEM® Low Van Racking Storage Solution

DWST08240



SPECIFICATIONS

Load Capacity	150.0 lbs
Height	35-1/4" - 62-7/8"
Length	39"
Lockable	No
Weight (Racking only)	51.0 lbs

TOUGHSYSTEM® Workshop Racking System

DWST08260



SPECIFICATIONS

Load Capacity	440.0 lbs
Width	25-1/2"
Height	70-13/16"
Length	12-13/16"
Weight (Racking only)	33.0 lbs

TOUGHSYSTEM® Workshop Racking System with Clear Lid Organizer

DWST08270



SPECIFICATIONS

Load Capacity	440.0 lbs
Width	25-1/2"
Height	70-13/16"
Length	12-13/16"
Weight (Racking only)	33.0 lbs

TOUGHBOX™ CHEST ACCESSORIES & CASTERS

TOUGHBOX™ Chest Lid Soft Storage

DWMT80432



SPECIFICATIONS

Width 25-1/2"

Height 20"

Compatible With
 DWMT6028
 DWMT4828
 DWMT4228
 DWMT3628

TOUGHBOX™ Chest Accessory Tray

DWMT81237



SPECIFICATIONS

Load Capacity 200.0 lbs

Width 26-1/2"

Height 3-1/2"

Depth 21"



TOUGHBOX™ Chest Casters

DWMT80427



DWMT80434



AVAILABLE		DIMENSIONS	LOAD CAPACITY	QTY
DWMT80427	Swivel Caster	4" x 2"	900 lbs	1
DWMT80434	Ridgid Caster	4" x 2"	900 lbs	1
DWMT80435	4-pc. Caster Set	4" x 2"	900 lbs	(2) Swivel, (2) Ridgid
DWMT80694	6-pc. Caster Set	4" x 2"	900 lbs	(4) Swivel, (2) Ridgid
DWMT80436	Swivel Caster	5" x 2"	900 lbs	1
DWMT80437	Ridgid Caster	5" x 2"	900 lbs	1
DWMT80438	4-pc. Caster Set	5" x 2"	900 lbs	(2) Swivel, (2) Ridgid
DWMT80695	6-pc. Caster Set	5" x 2"	900 lbs	(4) Swivel, (2) Ridgid
DWMT80439	Swivel Caster	6" x 2"	900 lbs	1
DWMT80440	Ridgid Caster	6" x 2"	900 lbs	1
DWMT80441	4-pc. Caster Set	6" x 2"	900 lbs	(2) Swivel, (2) Ridgid
DWMT80696	6-pc. Caster Set	6" x 2"	900 lbs	(4) Swivel, (2) Ridgid

SAW HORSES & WORKBENCH



Metal Folding Horse

DWST11155



SPECIFICATIONS

Load Capacity 2000.0 lbs per pair

Width 4-11/16"

Height 32-5/16"

Length 44"

Handle Length 9"

Weight 12.1 lbs

Adjustable Saw Horse with Metal Legs

DWST11031



SPECIFICATIONS

Load Capacity 2500.0 lbs per pair

Width 2-3/16"

Height 32-5/16"

Length 27-1/2"

Weight 13.6 lbs

Express Folding Workbench

DWST11556



SPECIFICATIONS

Load Capacity 1000.0 lbs

Width 33-1/8"

Height 30-13/16"

Length 23-5/8"

Weight 22.9 lbs

DEWALT®

S E R V I C E

WE KEEP YOU WORKING.

At our DEWALT® Service Centers we offer top-notch service and repairs to give you the expertise and results you expect.



Trade Up your current professional-grade power tools for a discount towards the purchase of a new DEWALT® power tool.



Repair. Rebuild. Restore. Guaranteed Price. Tools undergo a complete tear down, inspection and repair. Each Factory Overhaul repair is backed by our 90-day service warranty.



Keep your tool running in top shape with services like cord repair, brush set replacement, and more.



We stand behind our work with a 90-day service warranty on Factory Overhaul and minor repairs.

AUTHORIZED SERVICE CENTERS

These shops are an extension of the factory-owned service network. Equipped to give you great service, they perform warranty work and other repairs quickly to minimize downtime so you're back on the job fast.

ONLINE REPAIRS AND PARTS ORDERING

Through our online portal you can ship tools to the nearest factory-owned location for repair, or easily order replacement parts to do it yourself. View, print, and email tool schematics and manuals.

ONLINE PARTS ORDERING

<https://servicenet.dewalt.com>

ONLINE REPAIRS

[repairs.DEWALT.com](https://repairs.dewalt.com)

DeWALT®


S E R V I C E

REPAIR & SERVICE SOLUTIONS

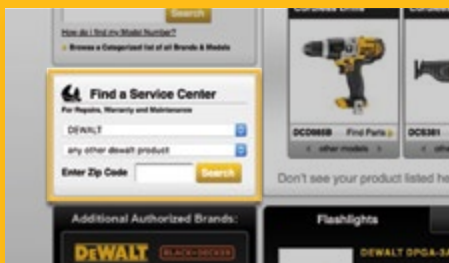
HERE'S HOW WE KEEP YOU WORKING:



- » **ONLINE REPAIR**
Getting your tool to DeWALT Service has never been easier. Visit repairs.DEWALT.com to start an online repair.



- » **PARTS SALES**
Visit servicenet.DEWALT.com or call 1-800-4-DEWALT for all of your part needs.



- » **NEAREST SERVICE LOCATION**
Visit servicenet.DEWALT.com to locate the nearest DeWALT Service Center or authorized repair location.



- » **DROP BOX PROGRAM**
The DeWALT Service Drop Box program makes shipping repairs easy. For locations outside the range of centers, we provide drop box containers, tool tags and repair tracking.

ALSO SERVICING THESE GREAT BRANDS

BOSTITCH®

PORTER CABLE®

PROTO®

BLACK+DECKER®

ADHESIVE & EPOXY DISPENSERS

20V MAX* Epoxy Dispensers	45
20V MAX* Quik-Shot Dispensers	45
20V MAX* Sausage Pack Adhesive Guns	45

AIR ACCESSORIES

Air Hoses	75
Pneumatic Tool Lubricant	75
QuaDraptor® Air Splitter	75

AIR COMPRESSORS

60V MAX* FLEXVOLT® Cordless Air Compressor	12
Corded Hand-Carry Air Compressors	74
Corded Wheeled, Portable Air Compressors	75

AIR INFLATOR

Corded/Cordless Air Inflator	51
--	----

AXES

EXOCORE™ Single Bit Axes	169
------------------------------------	-----

BAND SAWS

20V MAX* Band Saws and Blade Guard	41
20V MAX* XR® Brushless Band Saws	41
Corded Band Saws	101

ACCESSORIES:

Band Saw Blades	139
---------------------------	-----

BATTERIES & ATTACHMENTS

8V MAX* Lithium Ion Battery	15
12V MAX* Lithium Ion Batteries	21
18V to 20V MAX* Adapter	54
20V/60V MAX* FLEXVOLT® Lithium Ion Batteries	14
20V MAX* XR® Tool Connect™ Lithium Ion Batteries	55,58
20V MAX* XR® Lithium Ion Batteries	55
20V MAX* Lithium Ion Compact Batteries	55
USB Power Source	21, 54

BLOWERS

20V MAX* XR® Brushless Handheld Blowers	47
60V MAX* FLEXVOLT® Brushless Handheld Blowers	13
Corded Handheld Blower	102

CABLE TOOLS

20V MAX* Cable Crimping Tools	43
20V MAX* Cable Cutting Tools	42
20V MAX* Cable Stripper	43
Cable Stripper Bushings	43

CHARGERS

8V MAX* Charger	15
12V - 20V/60V MAX* Charger	14, 21, 54
12V - 20V/60V MAX* Dual Port Charger	21, 54
12V - 20V/60V MAX* Vehicle Charger	21, 54
20V MAX* Fast Charger	14, 54
1800 Watt Portable Power Station™ and Simultaneous Charger	14, 54
Combination Dual Port Charger	21
Simultaneous Four-Port Fast Charger	14, 21, 54

CHAINSAWS

20V MAX* XR® Brushless Chainsaws	47
60V MAX* FLEXVOLT® Brushless Chainsaws	13

ACCESSORIES:

16" Replacement Chainsaw Chain	13
--	----

CHALK REELS

Chalk Reels and Sets	177-178
Chalk Refills	178

CHISELS

Chisels and Sets	171-172
----------------------------	---------

CHOP SAWS

Corded Chop Saws	101
----------------------------	-----

ACCESSORIES:

Chop Saw Diamond Blades	143
Chop Saw Wheels	143

CIRCULAR SAWS

20V MAX* XR® Brushless Circular Saws	35
20V MAX* Circular Saws	35
20V MAX* Metal Cutting Circular Saws	41
60V MAX* FLEXVOLT® Brushless Circular Saws	9
60V MAX* FLEXVOLT® Brushless Worm Drive-Style Circular Saws	8
Circular Saw Dust Collection Attachment	80
Corded Circular Saws	80

ACCESSORIES:

Circular Saw Blades	131-132
Metal Cutting Circular Saw Blades	133

CLAMPS

C-Clamps	174
Trigger Clamps	174

COMBO KITS

8V MAX* Combo Kit	15
12V MAX* Combo Kits	20
20V MAX* Combo Kits	53
20V MAX* XR® Brushless Combo Kits	51-53
60V MAX*/20V MAX* Battery Combo Kit	14
Laser Level Combo Kits	184

CUT-OFF SAWS

60V MAX* FLEXVOLT® Brushless Cut-Off Saws	10
---	----

ACCESSORIES:

Masonry Blades	140, 141
--------------------------	----------

CUT-OFF TOOLS

Cut-Off Tools	96
-------------------------	----

CUT-OUT TOOLS

20V MAX* Cut-Out Tools	34
Corded Cut-Out Tool	81

DRAIN SNAKE

20V MAX* XR® Brushless Drain Snakes	44
---	----

ACCESSORIES:

Drain Snake Accessories	44
-----------------------------------	----

DRILLS & DRILL/DRIVERS

12V MAX* Drill/Driver	16
20V MAX* Brushless Drill/Drivers	25-26
20V MAX* Right Angle Drill/Drivers	26
20V MAX* XR® Brushless Tool Connect™ Drill/Drivers	25-26, 59
20V MAX* XR® Brushless Drill/Drivers	25
60V MAX* FLEXVOLT® Stud and Joist Drills	11
Corded Drills	66-68
Corded Right Angle Drill	68
Corded Spade Handle Drill	86
Corded Stud and Joist Drills	86
Pneumatic Drills	73

ACCESSORIES:

Countersink Bits	115
Diamond Tile Drill Bits	117
Door Lock Installation Kit	118
Drill Bits	110-117
Drill/Drive Accessories	115
Drive Guides and Bit Holders	130-131
Flip and Switch Holder Sets	130
Hole Saws and Accessories	118-120
Magnetic Drive Guide Screwdriving Sets	130

Magnetic Nut Drivers and Sets	125-126
Masonry Drill Bits	110
Screwdriving Bits	120-124
Screwdriving Bit Sets	127-130
Screw Setters	125
Self-Feed Bits	117
Specialty Drill Bits	116-117
ToughCase® Accessory Containers	131

DRILL PRESS

Magnetic Drill Press	86
--------------------------------	----

FANS

20V MAX® Corded/Cordless Jobsite Fan	49
--	----

GLUE GUNS & STICKS

Rapid Heat and Ceramic Glue Guns	173
Super Strength Dual Melt Glue Sticks	173

GRADE RODS

8 ft and 16 ft Grade Rods	188
-------------------------------------	-----

GREASE GUNS

20V MAX® Grease Guns	44
--------------------------------	----

GRINDERS & CUT-OFF TOOLS

20V MAX® XR® Brushless Angle Grinders	40
20V MAX® XR® Brushless Die Grinders	40
60V MAX® FLEXVOLT® Brushless Angle Grinders	12
Corded Brushless Small Angle Grinders	93-94
Corded Small Angle Grinders	91-93
Corded Medium Angle Grinders	94
Corded Large Angle Grinders	95-96
Corded Bench Grinder	97
Corded Cut-Off Tools	96
Corded Die Grinders	97
Corded Polishers	97
Pneumatic Cut-Off Tool	73
Pneumatic Die Grinders	73

DUST EXTRACTION:

5" Surface Grinding Dust Shroud	12, 40, 99
5 1/2" Cutting/Tuckpointing Shroud	12, 40, 99
7" Surface Grinding Shrouds	99
Dust Extractor Attachments & Accessories	100
Guards, Flanges, Backing and Polishing Pads	96
Tool and Dust Extraction Kits	98

ACCESSORIES:

Cartridge Rolls	158
Cup Diamond Wheels	142
Cup Grinding Wheels	151
Cut-Off Wheels	147-148
Cutting and Notching Wheels	146
Die Grinder Wheels	145
Fiber Discs and Backing Pads	155
Flap Discs	152-154
Flap Wheels	157
Grinding Wheels	148-151
Masonry Cutting Blades	140
Non-Woven Discs	154
Polishing Pads	161
Power Strip Discs	154
Quick Change Die Grinder Mandrels	156
Wire Wheels and Brushes	161-162

HACKSAWS & BLADES

Demolition Hammer	191
-----------------------------	-----

HAMMERS - MANUAL

Demolition Hammer	168
Mig Weld Hammers	168
Steel Hammers	168

HAMMERS - ROTARY, DEMOLITION, COMBINATION

1-1/8" Hammer Truck with Steel	90
20V MAX® Rotary Hammers	14
20V MAX® XR® Brushless SDS Plus® Rotary Hammers	36
60V MAX® FLEXVOLT® SDS Max Combination Hammers	14
Corded SDS Max Chipping Hammers	89
Corded SDS Max and Hex Demolition Hammers	89-90
Corded SDS Max and Spline Combination Hammers	88
Corded SDS Plus® Rotary Hammers	87-88
Pneumatic Chisel Hammer	73

DUST COLLECTION:

1-1/8" Hex Demolition Attachment	90
Dust Collection Telescope with Hose for SDS Plus® Rotary Hammers	38, 90
FLEXVOLT® 60V MAX® Dust Extractor	11
Large Hammer Chiseling Dust Collection Attachment	10, 90
Large Hammer Drilling Dust Attachment	10, 37, 90
OSHA Table 1 Compliant Dust Box	37
SDS Plus® L-Shape Rotary Hammer Dust Extractors	38

ACCESSORIES:

Percussion Bits and Sets	110
SDS Max Bits, Chisels, and Demolition Steel	106
SDS Plus® Bits and Chisels	106-109
Shank Adapters for SDS Plus® and SDS Max Hammers	111

HAMMER TACKERS

Carbon Fiber Hammer Tackers	173
Heavy-Duty Hammer Tackers	173

HAMMER DRILLS

20V MAX® XR® Brushless Tool Connect™ Hammer Drills	23, 59
20V MAX® XR® Brushless Hammer Drills	23, 59
20V MAX® Hammer Drills	23-24
Corded Hammer Drills	66

ACCESSORIES:

Percussion Bits and Sets	110
------------------------------------	-----

HAND SAWS

Folding Jab Saw and Rasp	191
Flush Cut Reversing Backsaw	191
Flush Cut Saw	191
Hacksaws and Blades	191
Jab Saw	191
Multi-Purpose Saw	191
Panel Saws	191
Pull Saws	191

HATCHET

EXOCORE™ Camper's Hatchet	169
EXOCORE™ Single Bit Hatchets	169

HEAT GUNS

20V MAX® Heat Gun	49
Corded Heat Gun	102
Corded Heat Gun with LCD Display	102

HEDGE TRIMMERS

20V MAX® XR® Brushless Hedge Trimmers	47
---	----

IMPACT DRIVERS

12V MAX® Impact Driver	16-17
20V MAX® Impact Drivers	26-27
20V MAX® XR® Brushless Tool Connect™ Impact Drivers	22, 59
20V MAX® XR® Brushless Impact Drivers	26

ACCESSORIES:

Impact Ready® Combination Tap and Drill Bits	115
Impact Ready® Drill Bits	110
Impact Ready® Drive Guides and Bit Holders	130-131
Impact Ready® Magnetic Nut Drivers and Sets	125-126
Impact Ready® Screwdriving Bits	120-124
Impact Ready® Sockets, Adapters, and Socket Sets	126

Impact Ready® Step Bits	116
ToughCase® Accessory Containers	131
IMPACT WRENCHES	
12V MAX* Impact Wrench	16-17
20V MAX* Impact Wrenches	28-30
20V MAX* XR® Brushless Impact Wrenches	28-29
Corded Impact Wrenches	68
Pneumatic Impact Wrenches	73
ACCESSORIES:	
Impact Ready® Sockets	126
Impact Ready® Socket Adapters	126
INSPECTION CAMERAS	
12V MAX* Inspection Cameras	18
JIG SAWS	
20V MAX* Jig Saws	35-36
Corded Jig Saws	80
ACCESSORIES:	
Jig Saw Blades and Sets	137-138
JOINER	
Corded Plate Joiner	84
ACCESSORIES & FASTENERS:	
Biscuits	84
Joiner Blades	84
KNIVES & BLADES	
Pocket Knives	190
Snap-Off Knives and Blades	190
Utility Knives and Blades	189
LEVELS	
Box Beam Levels	179
I-Beam Levels	179
Optical Levels	188
Torpedo Level	179
LASER DISTANCE MEASURERS	
Bluetooth® Laser Distance Measurer	59, 186
Laser Distance Measurers	186
LASER LEVELS	
12V MAX* and Compatible Laser Levels	18-19, 180-181
Alkaline Laser Levels	182-183
Optical Levels	188
Laser Mounting Pole	187
Line Laser Detectors	187
Tripods	186-187
ACCESSORIES:	
Enhancement Glasses	187
Target Cards	187
LAWN MOWERS	
2 x 20V MAX* XR® Brushless Mower	47
Replacement Mower Blade	47
LIGHTS	
8V MAX* LED Worklight	15
12V MAX* LED Magnet Mount Light	18
20V MAX* LED Corded/Cordless Stackable Area Light	48, 59
20V MAX* LED Tripod Light	48
20V MAX* LED Work Lights	48
MITER SAWS	
20V MAX* Miter Saws	35
60V MAX* FLEXVOLT® Brushless Miter Saws	9
Corded Miter Saws	76
Miter Saw Stands and Stand Attachments	76-77
ACCESSORIES:	
Miter Saw Blades	132-133

MIXER	
Brushless Variable Speed Mixer/Drill	12
MULTI-CUTTER SAW	
Corded Multi-Cutter Saw	101
NAILERS	
20V MAX* XR® Brushless Concrete Nailers	39
20V MAX* XR® Brushless Finish Nailers	31-32
20V MAX* XR® Brushless Framing Nailers	33
Pneumatic Finish Nailers	70
Pneumatic Flooring Tools	70-71
Pneumatic Framing Nailers	72
Pneumatic Roofing and Siding Nailers	72
FASTENERS:	
Finish, Flooring, and Construction Fasteners	163-165
NAIL SETS	
Bi-Material Nail Sets	171
Interchangeable Nail Sets	171
OPTICAL LEVELS	
Optical Levels	188
OSCILLATING TOOLS	
20V MAX* XR® Brushless Oscillating Multi-Tools	34
Corded Oscillating Multi-Tool	81
ACCESSORIES:	
Oscillating Tool Accessory Sets	139
Oscillating Tool Blades	138
Oscillating Tool Sanding Accessories	139
PAINT SPRAYERS	
Pneumatic Paint Sprayers	74
PANEL SAWS	
Panel Saws	191
PENCIL VIBRATOR	
20V MAX* Pencil Vibrator	38
PIPE TOOLS	
20V MAX* Pex Expander	44
20V MAX* Press Tools	43
ACCESSORIES:	
Pex Expander Accessories	44
PLANERS	
20V MAX* XR® Brushless Hand Planer	36
Corded Hand Planers	83
Corded Thickness Planers	83
Thickness Planer Mobile Stand	83
Thickness Planer Folding Tables	83
ACCESSORIES:	
Planer Blades	83
PLIERS	
Crimping Pliers	194
Curved Jaw Pliers	196
Diagonal Cutting Pliers	193-194
Fencing Pliers	194
Linesman Pliers	194
Long Nose Pliers	194
Rebar Pliers	193
Slip Joint Pliers	195
Push Lock Pliers	195
V-Jaw Pliers	195
Locking Pliers	195-196
POLISHERS	
Corded Polishers	97
ACCESSORIES:	
Polisher Pads	161

PRY BARS

Pry Bar	170-171
-------------------	---------

RADIOS & SPEAKERS

20V MAX* Bluetooth® Adapter	49
Compact Jobsite Radio	20, 49
Jobsite Bluetooth® Charger Radio	20, 49
Jobsite Bluetooth® Speaker	20, 49
Jobsite Charger Radio	18, 43
TOUGHSYSTEM® Bluetooth® Radio and Charger	20, 49, 227
TSTAK® Connect Bluetooth® Radio and Charger	20-49

RAFTER SQUARES

Premium Rafter Squares	175
----------------------------------	-----

RATCHETS

Pear Head Ratchets	211
Pneumatic Ratchets	73
Round Head Ratchets	211
Swivel Head Ratchets	211

ACCESSORIES:

Ratchet Accessories	211-212
-------------------------------	---------

RECIPROCATING SAWS

12V MAX* Pivot Reciprocating Saw	16
20V MAX* Reciprocating Saws	34
20V MAX* XR® Brushless Compact Reciprocating Saws	34
60V MAX* FLEXVOLT® Brushless Reciprocating Saws	8
Corded Reciprocating Saws	80

ACCESSORIES:

Reciprocating Saw Blades	134-136
------------------------------------	---------

RIVETER & RIVETS

Swivel Head Rivet Gun	173
---------------------------------	-----

FASTENERS:

Rivet Assortment Set	173
--------------------------------	-----

ROD CUTTING

20V MAX* Threaded Rod Cutters	44
Threaded Rod Cutting Accessories	44

ROTARY LASERS

20V MAX* Rotary Lasers	50, 184
20V MAX* Tough Rotary Lasers	50, 185
Alkaline Rotary Laser	184

ROUTERS

20V MAX* XR® Brushless Compact Router	36
Corded Routers	84-85
Router Attachments	85

SANDERS

Corded Sanders	82
Pneumatic Sanders	73
XR® Brushless J5" Random Orbital Sander	36

ACCESSORIES:

Floor Sanding Discs and Sheets	159
Mesh Sandpaper	159
Non-Woven Hand Sanding Pads	161
Random Orbit Sanding Pads	82
Sanding Belts	158
Sanding Paper Discs	159
Sanding Paper Rolls	160
Sanding Shop Rolls	160
Waterproof Sanding Sheets	160

SAWS (SPECIALTY)

2-in-1 Folding Jab Saw & Rasp	191
Double-Edge Pull Saw	191
Flush Cut Reversing Backsaw	191
Flush Cut Saw	191

Jab Saw	191
Multi-Purpose Saw	191
Single-Edge Pull Saw	191

SAWS HORSES & WORKBENCHES

Saw Horses & Workbenches	232
------------------------------------	-----

SCREWDRIVERS

8V MAX* Gyroscopic Scwdrivers	15
12V MAX* Screwdriver	16
Screwdrivers	196
Screwdriver Sets	196

SCREWDRIVING BIT SETS

Bit Sets	128-129
--------------------	---------

SCREWGUNS

20V MAX* XR® Brushless Drywall Screwguns	30
Corded Screwguns	69



Cordless Drywall Screwgun Collated Magazine Attachment 30

SCROLL SAW & ATTACHMENTS

Corded Scroll Saw 81
 Scroll Saw Stand 81
 Scroll Saw Flexible Neck Worklight 81

SHEARS

20V MAX* Swivel Head Shears 41-42
 Corded Shears 101

SLEDGE HAMMERS

Sledge Hammers 169-170

SOCKETS

Drive Impact Sockets 203-207
 Drive Sockets 207-208
 Hand Sockets 213-219
 Hand Socket Sets 219-224
 Impact Sockets and Accessories 230-208
 Impact Socket Sets 208-209
 Socket Sets 210

SOFTWARE

DEWALT Design Assist™ 62
 Hangerworks Automated Hanger Placement and Design 63

SNIPS & NIPPERS

Aviation Snips 192
 End Nippers 193
 Tin Snips 193

SQUARES

Squares 175

STAPLERS

20V MAX* XR® Brushless Flooring Staplers 32
 Pneumatic Finish Staplers 70
 Pneumatic Flooring Tools 71
 Pneumatic Specialty Staplers 72
 Electronic Staple Gun 173
 Manual Staple Guns 172

FASTENERS:

Finish, Flooring, and Construction Fasteners 163-165
 Heavy-Duty Staples 173

STORAGE

Folding Workbench 231
 Metal Storage 226-227
 Mobile Storage 226
 Multi-Compartment Organizers 225
 Tool Boxes 215
 TOUGHBOX™ Storage 229,232
 TOUGHSYSTEM® Storage 230-231
 TOUGHSYSTEM® Racking Systems 227
 TSTAK® Storage 227-228

STRING TRIMMERS & ATTACHMENTS

20V MAX* XR® Brushless String Trimmers 46
 60V MAX* FLEXVOLT® Brushless String Trimmers 13
 String Trimmer Replacement Spool Heads 13, 46
 String Trimmer Replacement String 13, 46

STUD FINDERS

Stud Finders 187

TABLE SAWS

60V MAX* FLEXVOLT® Brushless Table Saws 9
 Corded Table Saws 78
 Table Saw Attachments 78
 Table Saw Stands & Stand Attachments 78

ACCESSORIES:

Table Saw Blades 131-132

TAPE MEASURES

Long Tape Measures 176-177
 Pocket Tape Measure 175
 Short Tape Measures 175-176

THERMOMETER

12V MAX* Infrared Thermometer 19

TILE SAWS

Corded Wet Tile Saws 79
 Wet Tile Saw Stand 79

ACCESSORIES:

Tile Saw Blades 142

TOOL CONNECT™ ATTACHMENTS

Tool Connect™ Tag 58
 Tool Connect™ Connector 58

TRACKSAW™

60V MAX* FLEXVOLT® Brushless TrackSaw™ 9
 Corded TrackSaw™ 79
 TrackSaw™ Attachments 79

ACCESSORIES:

TrackSaw™ Blades 9, 79, 132

UTILITY KNIVES AND BLADES

Utility Knives and Blades 189

VACUUMS/DUST EXTRACTORS

20V MAX* Wet/Dry Portable Vacuums 50
 Dust Extractors 99
 Dust Extractor Attachments, Accessories, and Connectors 100

WIRELESS INTERNET

Jobsite Wifi Access Point 59

WOOD CHISELS

Wood Chisels 171-172

WRENCHES

Adjustable Wrenches 197
 Box Wrenches 197
 Combination Wrenches 198
 Flare Nut Wrenches 197
 Micrometer Torque Wrenches 197
 Open End Wrenches 197
 Ratcheting Combination Wrenches 198-201
 Wrench Sets 201-202

DEWALT[®]
GUARANTEED TOUGH.[®]

www.DEWALT.com

1-800-4-DEWALT

Copyright ©2019 DeWALT. The following are trademarks for one or more DeWALT power tools, accessories, anchors and concrete adhesives: The yellow and black color scheme; the "D"-shaped air intake grill; the array of pyramids on the handgrip; the kit box configuration; and the array of lozenge-shaped humps on the surface of the tool.

DWCAT19