
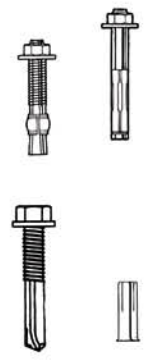




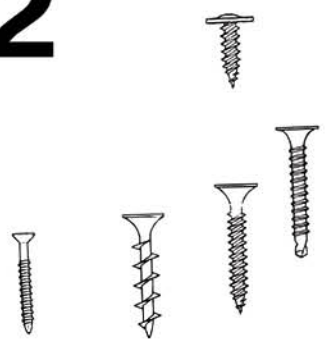
EAST COAST FASTENERS, INC



“When you need it the most”
302-999-0502



**DRYWALL FRAMING, DECK &
ACOUSTICAL FASTENERS**



SCORPION COLOR GUIDE

★ One (1) and Five (5) pound packs are estimated quantity piece counts.

Coarse Thread



Type HT (Coarse thread) drywall fasteners for wood studs and wood to wood applications.



Type S/P — Fine Thread



Type S/P (Fine Thread) drywall fasteners for light gauge metal studs and general purpose fastening.



Type SST™ — SuperThread



Type SST (SuperThread) drywall fasteners system for wood and metal studs up to 20 gauge.



Type D/P — Drill Point Drywall



Type D/P (Drill Point) drywall fasteners for metal studs up to 12 gauge.



Self Drilling Construction



General construction fasteners for steel up to 1/2-in thick.



Ceramic Coated



Type XT (Ceramic Coated) fasteners for outdoor use in fence and decking.



Stainless Steel



Stainless Steel fasteners for outdoor use in fence and decking.



Acoustical



Acoustical fasteners for attaching ceilings.



COARSE THREAD

Bugle Head Drywall Laminator Screw ◆



For temporary fastening of gypsum to gypsum.

- No. 2 Phillips recess
- Bugle head
- Coarse thread

Coating: Gray phosphate

Bit: ZP2 (No. 2 Phillips)

COARSE THREAD Drywall to Drywall

SIZE	BULK ITEM NO./PCS	COUNT PK ITEM NO./PCS	S-1b ITEM NO./PCS	I-1b ITEM NO./PCS
10 x 1-1/2-in	LAM / 5,000	LAMCP / 500	LAMFP / 675	LAMPP / 135

Use with Grabber drywall adhesive, item number: GDWA

Type HT Bugle Head Drywall Screw ◆



Designed for attaching gypsum board to wood studs, and general purpose wood to wood applications

- No. 2 Phillips recess
- Bugle head
- Coarse thread

Coating: Gray phosphate

Bit: ZP2 (No. 2 Phillips)

COARSE THREAD Drywall to Wood

SIZE	BULK ITEM NO./PCS	COUNT PK ITEM NO./PCS	S-1b ITEM NO./PCS	I-1b ITEM NO./PCS
6 x 1-in	HT100 / 10,000	HT100CP / 1,000	HT100FP / 1,650	HT100PP / 330
6 x 1-1/8-in	HT118 / 10,000	HT118CP / 1,000	HT118FP / 1,450	HT118PP / 290
6 x 1-1/4-in	HT114 / 8,000	HT114CP / 1,000	HT114FP / 1,325	HT114PP / 265
6 x 1-5/8-in	HT158 / 5,000	HT158CP / 500	HT158FP / 1,100	HT158PP / 220
6 x 2-in	HT200 / 3,500	HT200CP / 500	HT200FP / 900	HT200PP / 180
6 x 2-1/4-in	HT214 / 3,000	HT214CP / 350	HT214FP / 750	HT214PP / 150
8 x 2-1/2-in	HT212 / 2,500	HT212CP / 250	HT212FP / 550	HT212PP / 110
8 x 3-in	HT300 / 2,000	HT300CP / 250	HT300FP / 450	HT300PP / 90
10 x 3-1/2-in	HT312 / 1,000	HT312CP / 200	HT312FP / 275	HT312PP / 55
10 x 4-in	HT400 / 1,000	HT400CP / 200	HT400FP / 250	HT400PP / 50

LIGHT GAUGE METAL FRAMING

Type S/P Pan Head Framing Screw ◆



Type S/P light gauge steel framing screws for 25 gauge metal framing.


- No. 2 Phillips recess
- Pan head
- Fine thread

Coating: Gray Phosphate

Bit: ZP2 (No. 2 Phillips)

FINE THREAD Light Gauge Metal to Metal

SIZE	BULK ITEM NO./PCS	COUNT PK ITEM NO./PCS	S-1b ITEM NO./PCS	I-1b ITEM NO./PCS
7 x 7/16-in	SP716 / 15,000	SP716CP / 1,500	SP716FP / 1,900	SP716PP / 380



Type S/P Low Profile Pan Head Framing Screw



Type S/P light gauge steel framing screws for 25 gauge metal framing.

- No. 2 Phillips recess
- Low profile pan head
- Fine thread
- Sharp point

Coating: Gray Phosphate

Bit: ZP2 (No. 2 Phillips)

FINE THREAD Light Gauge Metal to Metal

SIZE	BULK ITEM NO./PCS	COUNT PK ITEM NO./PCS	5-lb ITEM NO./PCS	1-lb ITEM NO./PCS
6 x 7/16-in	SP716L / 10,000	SP716LCP / 1,500	SP716LFP / 2,750	SP716LPP / 550

Type S/P Bugle Head Drywall Screw



Type S/P fine thread screws designed for attaching gypsum board and other materials to 25-28 gauge metal studs.

- No. 2 Phillips recess
- Bugle head
- Fine thread
- Sharp point

Coating: Gray Phosphate

Bit: ZP2 (No. 2 Phillips)

FINE THREAD Drywall to Wood or Light Gauge Metal

SIZE	BULK ITEM NO./PCS	COUNT PK ITEM NO./PCS	5-lb ITEM NO./PCS	1-lb ITEM NO./PCS
6 x 1-in	SP100 / 10,000	SP100CP / 1,000	SP100FP / 1,400	SP100PP / 330
6 x 1-1/8-in	SP118 / 10,000	SP118CP / 1,000	SP118FP / 1,450	SP118PP / 290
6 x 1-1/4-in	SP114 / 8,000	SP114CP / 1,000	SP114FP / 1,325	SP114PP / 245
6 x 1-5/8-in	SP158 / 5,000	SP158CP / 500	SP158FP / 1,100	SP158PP / 220
6 x 2-in	SP200 / 3,500	SP200CP / 500	SP200FP / 900	SP200PP / 180
6 x 2-1/4-in	SP214 / 3,000	SP214CP / 350	SP214FP / 750	SP214PP / 150
8 x 2-1/2-in	SP212 / 2,500	SP212CP / 250	SP212FP / 550	SP212PP / 110
8 x 3-in	SP300 / 2,000	SP300CP / 250	SP300FP / 450	SP300PP / 90
10 x 3-1/2-in	SP312 / 1,000	SP312CP / 200	SP312FP / 275	SP312PP / 55
10 x 4-in	SP400 / 1,000	SP400CP / 200	SP400FP / 250	SP400PP / 50

Type SST Bugle Head Drywall Screw



Type SST Scorpion Superthread screws are designed for attaching gypsum boards to wood or light gauge steel studs 25-28 gauge. This special alternating thread combining coarse and fine thread increases holding power and reduces strip-outs.

- No. 2 Phillips recess
- Bugle head
- Scorpion Superthread
- Hi-low thread

Coating: Gray Phosphate

Bit: ZP2 (No. 2 Phillips)

SUPERTHREAD Drywall to Wood or Light Gauge Metal

SIZE	BULK ITEM NO./PCS	COUNT PK ITEM NO./PCS	5-lb ITEM NO./PCS	1-lb ITEM NO./PCS
6 x 3/4-in	SST034 / 10,000	SST034CP / 1,500	SST034FP / 2,125	SST034PP / 425
6 x 1-in	SST100 / 10,000	SST100CP / 1,000	SST100FP / 1,660	SST100PP / 325
6 x 1-1/4-in	SST114 / 8,000	SST114CP / 1,000	SST114FP / 1,390	SST114PP / 240
6 x 1-5/8-in	SST158 / 5,000	SST158CP / 500	SST158FP / 1,115	SST158PP / 215
6 x 2-in	SST200 / 3,500	SST200CP / 500	SST200FP / 914	SST200PP / 175
7 x 2-1/4-in	SST214 / 3,000	SST214CP / 350	SST214FP / 700	SST214PP / 140
8 x 2-1/2-in	SST212 / 2,500	SST212CP / 250	SST212FP / 543	SST212PP / 105
8 x 3-in	SST300 / 2,000	SST300CP / 250	SST300FP / 444	SST300PP / 85
10 x 3-1/2-in	SST312 / 1,000	SST312CP / 200	SST312FP / 275	SST312PP / 55
10 x 4-in	SST400 / 1,000	SST400CP / 200	SST400FP / 250	SST400PP / 50
10 x 4-1/2-in	SST412 / 1,000	SST412CP / 150	SST412FP / 220	
10 x 5-in	SST500 / 1,000	SST500CP / 150	SST500FP / 200	
10 x 6-in	SST600 / 1,000		SST600FP / 165	



Type SSTZ Bugle Head Drywall Screw ◆



Type SST Scorpion Superthread screws are designed for attaching gypsum boards to wood or light gauge steel studs 25-20 gauge. This special alternating thread combining coarse and fine thread increases holding power and reduces strip-outs.

- No. 2 Phillips recess
- Bugle head
- Scorpion Superthread
- Hi-low thread

Coating: Clear Zinc

Bit: ZP2 (No. 2 Phillips)

SUPERTHREAD Drywall to Wood or Light Gauge Metal

SIZE	BULK ITEM NO./PCS	COUNT PK ITEM NO./PCS
6 x 1-1/4-in	SSTZ114 / 8,000	SSTZ114CP / 1,000
6 x 1-5/8-in	SSTZ158 / 5,000	SSTZ158CP / 500
6 x 2-in	SSTZ200 / 3,500	SSTZ200CP / 500
8 x 2-1/2-in	SSTZ212 / 2,500	SSTZ212CP / 250
8 x 3-in	SSTZ300 / 2,000	SSTZ300CP / 250

Type S/P Lath Head Screw ◆



Type S/P lath head fine thread screws are designed for attaching wire lathing, framing and other materials to metal studs 25-20 gauge. Metal to Metal

- No. 2 Phillips recess
- Lath head (truss)
- Fine thread

Coating: Clear Zinc

Bit: ZP2 (No. 2 Phillips)

FINE THREAD Metal to Metal

SIZE	BULK ITEM NO./PCS	COUNT PK ITEM NO./PCS	5-lb ITEM NO./PCS	1-lb ITEM NO./PCS
8 x 9/16-in	SPLH916 / 10,000	SPLH916CP / 1,000	SPLH916FP / 1,350	SPLH916PP / 270
8 x 1-1/4-in	SPLH114 / 5,000	SPLH114CP / 500	SPLH114FP / 800	SPLH114PP / 160

Type SPTR Trim Head Screw ◆



Type SPTR fine thread trim head screws are designed for attaching wood, metal, plastic finish trim to wood or light gauge metal (25-20 ga.).

- No. 1 Square recess
- Trim head
- Fine thread

Coating: Gray Phosphate

Bit: ZSQ1 (No. 1 Square)

FINE THREAD Wood to Wood or Light Gauge Metal

SIZE	BULK ITEM NO./PCS	COUNT PK ITEM NO./PCS	5-lb ITEM NO./PCS	1-lb ITEM NO./PCS
6 x 1-5/8-in	SPTR158 / 5,000	SPTR158CP / 500	SPTR158FP / 1,300	SPTR158PP / 260
6 x 2-1/4-in	SPTR214 / 3,000	SPTR214CP / 350	SPTR214FP / 900	SPTR214PP / 180
8 x 3-in	SPTR300 / 2,000	SPTR300CP / 250	SPTR300FP / 500	SPTR300PP / 100



HEAVY GAUGE METAL

Type D/P Framing Screw ◆



Type D/P Drill Point framer for attaching heavier gauge steel framing.

- No. 2 Phillips recess
- Pan head
- Drill point

Coating: Clear Zinc

Bit: TP2 (No. 2 Phillips)

DRILL POINT Metal to Heavy Gauge Metal

SIZE	BULK ITEM NO./PCS	COUNT PK ITEM NO./PCS	S-B ITEM NO./PCS	I-B ITEM NO./PCS
6 x 7/16-in	DPZ716 / 15,000	DPZ716CP / 1,500	DPZ716FP / 1,500	DPZ716PP / 300

Type D/P Framing Screw ◆



Type D/P Drill Point framer for attaching heavier gauge steel framing.

- No. 2 Phillips recess
- Pan head
- Drill point

Coating: Gray phosphate

Bit: TP2 (No. 2 Phillips)

DRILL POINT Metal to Heavy Gauge Metal

SIZE	BULK ITEM NO./PCS	COUNT PK ITEM NO./PCS	S-B ITEM NO./PCS
6 x 7/16-in	DP716 / 15,000	DP716CP / 1,500	DP716FP / 1,500

Type D/P Low Profile Pan Head Framing Screw ◆



Type D/P Drill Point framer for attaching heavier gauge steel.

- No. 2 Phillips recess
- Low profile pan head
- Drill point

Coating: Gray phosphate

Bit: TP2 (No. 2 Phillips)

DRILL POINT Metal to Heavy Gauge Metal

SIZE	BULK ITEM NO./PCS	COUNT PK ITEM NO./PCS	S-B ITEM NO./PCS
6 x 7/16-in	DP716L / 10,000	DP716LCP / 1,500	DP716LFP / 2,525

Type D/P Super-Tek Framing Screw ◆



Type D/P Super-Tek Drill Point are designed for extra heavy gauge metal framing.

- No. 2 Phillips recess
- Pan head
- Drill point

Coating: Clear Zinc

Bit: TP2 (No. 2 Phillips)

DRILL POINT Metal to Heavy Gauge Metal

SIZE	BULK ITEM NO./PCS	COUNT PK ITEM NO./PCS	S-B ITEM NO./PCS	I-B ITEM NO./PCS
10 x 5/8-in	DPZ058 / 8,000	DPZ058CP / 1,000	DPZ058FP / 975	DPZ058PP / 195



Type D/P Low Profile Super-Tek Framing Screw ◆



Type D/P Super-Tek low profile pan head (.100) for attaching extra heavy duty steel framing.

- No. 2 Phillips recess
- Low profile pan head
- Drill point

Coating: Clear Zinc

Bit: ZP2 (No. 2 Phillips)

DRILL POINT Metal to Heavy Gauge Metal

SIZE	BULK ITEM NO./PCS	COUNT PK ITEM NO./PCS	5-lb ITEM NO./PCS
10 x 5/8-in	DPZ058L / 8,000	DPZ058LCP / 1,150	DPZ058LFP / 2,525

Type D/P Drywall Screw ◆



Type D/P Drill Point fasteners are designed for attaching gypsum board and other materials to metal studs 20-12 gauge. Bugle head No. 2 Phillips.

- No. 2 Phillips recess
- Bugle head
- Drill point

Coating: Clear Zinc

Bit: ZP2 (No. 2 Phillips)

DRILL POINT Drywall to Heavy Gauge Metal

SIZE	BULK ITEM NO./PCS	COUNT PK ITEM NO./PCS	5-lb ITEM NO./PCS	1-lb ITEM NO./PCS
6 x 1-in	DPZ100 / 10,000	DPZ100CP / 1,000	DPZ100FP / 1,500	DPZ100PP / 300
6 x 1-1/4-in	DPZ114 / 8,000	DPZ114CP / 1,000	DPZ114FP / 1,250	DPZ114PP / 350
6 x 1-5/8-in	DPZ158 / 5,000	DPZ158CP / 500	DPZ158FP / 1,000	DPZ158PP / 200
6 x 1-7/8-in	DPZ178 / 4,000	DPZ178CP / 500	DPZ178FP / 875	DPZ178PP / 175
8 x 2-3/8-in	DPZ238 / 3,000	DPZ238CP / 350	DPZ238FP / 525	DPZ238PP / 105
8 x 2-5/8-in	DPZ258 / 2,500	DPZ258CP / 250	DPZ258FP / 475	DPZ258PP / 95
8 x 3-in	DPZ300 / 2,000	DPZ300CP / 250	DPZ300FP / 425	DPZ300PP / 85
10 x 3-1/2-in	DPZ312 / 1,000	DPZ312CP / 200	DPZ312FP / 275	DPZ312PP / 55

Type DPXT Sheathing Exterior Screw ◆



Type DPXT Drill Point Exterior Screws are designed for attaching exterior sheathing to heavy gauge metal.


- No. 2 Phillips recess
- Bugle head
- Drill point

Coating: NanoGard™

Bit: ZP2 (No. 2 Phillips)

DRILL POINT Sheathing to Heavy Gauge Metal

SIZE	BULK ITEM NO./PCS	COUNT PK ITEM NO./PCS
7 x 1-1/4-in	DPXT114 / 8,000	DPXT114CP / 1,000
7 x 1-7/8-in	DPXT178 / 4,000	DPXT178CP / 500
8 x 2-5/8-in	DPXT258 / 2,500	DPXT258CP / 350
8 x 3-in	DPXT300 / 2,000	DPXT300CP / 250
10 x 3-3/4-in	DPXT334 / 1,000	DPXT334CP / 200
10 x 4-3/8-in	DPXT438 / 800	DPXT438CP / 150
10 x 5-1/2-in	DPXT512 / 500	DPXT512CP / 100



Type D/P Drywall Screw



Drill Point fasteners (5-12) are designed for attaching gypsum board and sheathing to metal studs (20-12 gauge).

- No. 2 Phillips recess
- Bugle head
- Drill point

Coating: Gray Phosphate

Bit: TP2 (No. 2 Phillips)

DRILL POINT Drywall to Heavy Gauge Metal

SIZE	BULK ITEM NO./PCS	COUNT PK ITEM NO./PCS	5-lb ITEM NO./PCS
6 x 1-in	DP100 / 10,000	DP100CP / 1,000	DP100FP / 1,500
6 x 1-1/4-in	DP114 / 8,000	DP114CP / 1,000	DP114FP / 1,250
6 x 1-5/8-in	DP158 / 5,000	DP158CP / 500	DP158FP / 1,000
6 x 1-7/8-in	DP178 / 4,000	DP178CP / 500	DP178FP / 875
8 x 2-3/8-in	DP238 / 3,000	DP238CP / 350	DP238FP / 525
8 x 2-5/8-in	DP258 / 2,500	DP258CP / 250	DP258FP / 475
8 x 3-in	DP300 / 2,000	DP300CP / 250	DP300FP / 425

Type D/P Lath Head Drywall Screw



Type D/P Lath Head Drill Point are designed for attaching wire lath to metal studs 20-12 gauge.

- No. 2 Phillips recess
- Lath head
- Drill point

Coating: Clear Zinc

Bit: TP2 (No. 2 Phillips)

DRILL POINT Lath to Heavy Gauge Metal

SIZE	BULK ITEM NO./PCS	COUNT PK ITEM NO./PCS	5-lb ITEM NO./PCS	1-lb ITEM NO./PCS
8 x 1/2-in	DPLH012 / 10,000	DPLH012CP / 500	DPLH012FP / 1,050	DPLH012PP / 240
8 x 3/4-in	DPLH034 / 8,000	DPLH034CP / 500	DPLH034FP / 750	DPLH034PP / 210
8 x 1-1/4-in	DPLH114 / 5,000	DPLH114CP / 250	DPLH114FP / 500	DPLH114PP / 150
8 x 2-1/4-in	DPLH214 / 2,500	DPLH214CP / 1,000	DPLH214FP / 1,300	DPLH214PP / 100

Type DPTR Drywall Trim Head Screw



Type DPTR Drill Point Trim Head are designed for attaching wood, metal or plastic finish trim to heavy gauge metal (20-12 ga).

- No. 1 Square recess
- Trim head
- Drill point

Coating: Clear Zinc

Bit: TSQ1 (No. 1 Square)

DRILL POINT Trim to Heavy Gauge Metal

SIZE	BULK ITEM NO./PCS	COUNT PK ITEM NO./PCS	5-lb ITEM NO./PCS	1-lb ITEM NO./PCS
7 x 1-5/8-in	DPTR158 / 5,000	DPTR158CP / 150	DPTR158FP / 700	DPTR158PP / 140
7 x 2-1/4-in	DPTR214 / 3,000	DPTR214CP / 150	DPTR214FP / 900	DPTR214PP / 180
8 x 3-in	DPTR300 / 2,000	DPTR300CP / 150	DPTR300FP / 450	DPTR300PP / 90



CEMENT BOARD

Type INSP Indenter Hi-Low Cement Board Screw ◆



Type INSP Indenter Hi-low cement board fasteners are designed for attaching cement type boards to wood or (25-20 ga) metal stud. Indenter screws have a large wafer head with countersinking nibs that allows flush seating.

The screws offer an increased bearing surface that provides greater pull-through resistance. It is the ideal attachment of tile backer boards in interior high moisture areas.

- No. 2 Phillips recess
- Special wafer head
- Hi-low thread
- Spoon point

Coating: NanoGard™

Bit: ZP2 (No. 2 Phillips)

HI-LO THREAD Cement Board to Wood or Light Gauge Metal

SIZE	BULK ITEM NO./PCS	COUNT PK ITEM NO./PCS	I-IB ITEM NO./PCS
8 x 1-1/4-in	INSP114 / 5,000	INSP114CP / 500	INSP114C / 100
8 x 1-5/8-in	INSP158 / 4,000	INSP158CP / 500	INSP158C / 100
8 x 2-1/4-in	INSP214 / 2,500	INSP214CP / 350	INSP214C / 100



Type BBSP Wafer Head Backer Board Screw ◆



Type BBSP wafer head hi-low thread screws are designed for attaching cement board and high density backer board to wood or light gauge metal (25-20 ga). Countersinking nibs and wafer head seat flush.

- No. 2 square recess
- Special wafer head
- Hi-Lo thread
- Spoon point

Coating: NanoGard™

Bit: ZSQ2 (No. 2 Square)

HI-LO THREAD Cement Board to Wood or Light Gauge Metal

SIZE	BULK ITEM NO./PCS	COUNT PK ITEM NO./PCS	I-IB ITEM NO./PCS
10 x 1-1/4-in	BBSP114 / 5,000	BBSP114CP / 500	BBSP114C / 100
10 x 1-5/8-in	BBSP158 / 4,000	BBSP158CP / 500	BBSP158C / 100



Type INDP Indenter Cement Board Screw ◆



Type INDP Indenter drill point cement board fasteners are designed for attaching cement board to (20-12 gauge) metal. Indenter screws have a large wafer head with countersinking nibs that allows flush seating.

- No. 2 Phillips recess
- Special wafer head
- Drill point

Coating: NanoGard™

Bit: ZP2 (No. 2 Phillips)

DRILL POINT Cement Board to Heavy Gauge Metal

SIZE	BULK ITEM NO./PCS	COUNT PK ITEM NO./PCS	I-IB ITEM NO./PCS
8 x 1-1/4-in	INDP114 / 5,000	INDP114CP / 500	INDP114C / 100
8 x 1-5/8-in	INDP158 / 4,000	INDP158CP / 350	INDP158C / 100
8 x 2-1/4-in	INDP214 / 2,500	INDP214CP / 250	INDP214C / 100



HEAVY GAUGE METAL FRAMING

Type T2H Hex Washer Head Framing Screw ◆



Type T2H hex washer head drill point screws are designed for heavy gauge metal to metal framing applications. Performance range is .035 to .100.

- Hex washer head
- 1/4 Drive
- #2 Drill point

Coating: Clear Zinc

Nut Setter: NSRL14 (Hex)

DRILL POINT Metal to Heavy Gauge Metal

SIZE	BULK ITEM NO./PCS	MIN. PK. ITEM NO./PCS	SHLF. PK. ITEM NO./PCS
8-18 x 1/2-in	T2HW8012 / 10,000	T2HW8012M / 5,000	T2HW8012S / 500
8-18 x 3/4-in	T2HW8034 / 10,000	T2HW8034M / 5,000	T2HW8034S / 500
8-18 x 1-in	T2HW8100 / 8,000	T2HW8100M / 4,000	T2HW8100S / 400
8-18 x 1-1/4-in	T2HW8114 / 5,000	T2HW8114M / 5,000	T2HW8114S / 250
8-18 x 1-1/2-in	T2HW8112 / 5,000	T2HW8112M / 2,500	T2HW8112S / 250

Type T2P Pan Head Framing Screw ◆



Type T2P pan head drill point screws are designed for heavy gauge metal to metal framing applications. These screws feature a drill point and #2 Phillips recess. Performance range is .035 to .100.

- Pan head
- No. 2 Phillips recess
- #2 Drill point

Coating: Clear Zinc

Bit: TP2 (No. 2 Phillips)

DRILL POINT Metal to Heavy Gauge Metal

SIZE	BULK ITEM NO./PCS	MIN. PK. ITEM NO./PCS	SHLF. PK. ITEM NO./PCS
8-18 x 1/2-in	T2PP8012 / 10,000	T2PP8012M / 5,000	T2PP8012S / 500
8-18 x 3/4-in	T2PP8034 / 10,000	T2PP8034M / 5,000	T2PP8034S / 500
8-18 x 1-in	T2PP8100 / 8,000	T2PP8100M / 4,000	T2PP8100S / 400
8-18 x 1-1/4-in	T2PP8114 / 5,000	T2PP8114M / 5,000	T2PP8114S / 250
8-18 x 1-1/2-in	T2PP8112 / 5,000	T2PP8112M / 2,500	T2PP8112S / 250

Type T3H Hex Washer Head Framing Screw ◆



Type T3H hex washer head drill point screws are designed for heavy gauge metal to metal framing applications. Performance range is .100 to .175.

- Hex washer head
- 5/16 Drive
- #3 Drill point

Coating: Clear Zinc

Nut Setter: NSRL16 (Hex)

DRILL POINT Metal to Heavy Gauge Metal

SIZE	BULK ITEM NO./PCS	MIN. PK. ITEM NO./PCS	SHLF. PK. ITEM NO./PCS
10-16 x 1/2-in	T3HW10012 / 10,000	T3HW10012M / 5,000	T3HW10012S / 250
10-16 x 3/4-in	T3HW10034 / 8,000	T3HW10034M / 4,000	T3HW10034S / 400
10-16 x 1-in	T3HW10100 / 5,000	T3HW10100M / 2,500	T3HW10100S / 250
10-16 x 1-1/2-in	T3HW10112 / 3,000	T3HW10112M / 1,500	T3HW10112S / 150
10-16 x 2-in	T3HW10200 / 2,500	T3HW10200M / 1,250	T3HW10200S / 100
12-14 x 3/4-in	T3HW12034 / 5,000	T3HW12034M / 2,500	T3HW12034S / 250
12-14 x 1-in	T3HW12100 / 4,000	T3HW12100M / 2,000	T3HW12100S / 200
12-14 x 1-1/4-in	T3HW12114 / 3,000	T3HW12114M / 1,500	T3HW12114S / 150
12-14 x 1-1/2-in	T3HW12112 / 3,000	T3HW12112M / 1,500	T3HW12112S / 150
12-14 x 2-in	T3HW12200 / 2,000	T3HW12200M / 1,000	T3HW12200S / 100
12-14 x 2-1/2-in	T3HW12212 / 1,000	T3HW12212M / 1,000	T3HW12212S / 50
14-14 x 3/4-in	T3HW14034 / 5,000	T3HW14034M / 2,000	T3HW14034S / 200
14-14 x 1-in	T3HW14100 / 3,000	T3HW14100M / 1,500	T3HW14100S / 150
14-14 x 1-1/4-in	T3HW14114 / 2,000	T3HW14114M / 1,000	T3HW14114S / 100
14-14 x 1-1/2-in	T3HW14112 / 2,000	T3HW14112M / 1,000	T3HW14112S / 100
14-14 x 2-in	T3HW14200 / 1,500	T3HW14200M / 750	T3HW14200S / 100
14-14 x 3-in	T3HW14300 / 1,000	T3HW14300M / 500	T3HW14300S / 50

Type T3P Pan Head Framing Screw ◆



Type T3P pan head drill point screws are designed for heavy gauge metal to metal framing applications. These screws feature a drill point and #2 Phillips recess. Performance range is .110 to .175.

- Pan head
- No. 2 Phillips recess
- Drill point
- #3 Drill point

Coating: Clear Zinc

Bit: ZP2 (No. 2 Phillips)

DRILL POINT Metal to Heavy Gauge Metal

SIZE	BULK ITEM NO./PCS	MINI PK ITEM NO./PCS	SHLF PK ITEM NO./PCS
10 - 16 x 1/2-in	T3PPI0012 / 10,000	T3PPI0012M / 5,000	T3PPI0012S / 500
10 - 16 x 3/4-in	T3PPI0034 / 8,000	T3PPI0034M / 4,000	T3PPI0034S / 400
10 - 16 x 1-in	T3PPI0100 / 5,000	T3PPI0100M / 2,500	T3PPI0100S / 250

Type T4 Hex Head Framing Screw ◆



Type T4 hex head drill point screws are designed for heavy gauge metal to metal framing applications. These screws feature NanoGard exterior grade coating for improved corrosion resistance. Performance range is .175 to .250.

- Hex head
- 5/16 Drive
- #4 Drill point

Coating: NanoGard™

Nut Setter: MSHLS16 (Hex)

DRILL POINT Metal to Heavy Gauge Metal

SIZE	BULK ITEM NO./PCS	MINI PK ITEM NO./PCS	SHLF PK ITEM NO./PCS
12 - 24 x 7/8-in	T4HWI2078XT / 5,000	T4HWI2078M / 2,500	T4HWI2078S / 250



Type T5 Hex Head Framing Screw ◆



Type T5 hex head drill point screws are designed for heavy gauge metal to metal framing applications. These screws feature NanoGard exterior grade coating for improved corrosion resistance. Performance range is .250 to .500.


- Hex head
- 5/16 Drive
- #5 Drill point

Coating: NanoGard™

Nut Setter: MSHLS16 (Hex)


DRILL POINT Metal to Heavy Gauge Metal

SIZE	BULK ITEM NO./PCS	MINI PK ITEM NO./PCS	SHLF PK ITEM NO./PCS
12 - 24 x 1-1/4-in	T5HWI2114XT / 4,000	T5HWI2114M / 2,000	T5HWI2114S / 200
12 - 24 x 2-in	T5HWI2200XT / 2,000	T5HWI2200M / 1,000	T5HWI2200S / 100
12 - 24 x 3-in	T5HWI2300XT / 1,500	T5HWI2300M / 750	T5HWI2300S / 50



WOOD TO METAL

PlyLite® Screw



Fastening plywood to light gauge steel is difficult, if not impossible. PlyLite fastens plywood to (25-28 gauge) steel studs quickly, easily and securely.

With PlyLite fasteners threaded points, smooth shanks and countersinking ribs, the interior contractor will find fastening plywood to light gauge studs as easy as applying gypsum wallboard. PlyLite innovative design reduces ride-up.

- No. 2 Phillips recess
- Flat head
- Threaded point

Coating: Yellow Zinc

Bit: TP2 (No. 2 Phillips)

SELF PIERCING POINT Plywood to Light Gauge Metal

SIZE	BULK ITEM NO./PCS	COUNT PK ITEM NO./PCS	
7 x 1-1/2-in	PLY112 / 7,500	PLY112CP / 500	3/8 - 1-1/2-in PLYWOOD
7 x 2-in	PLY200 / 5,000	PLY200CP / 500	5/8 - 3/4-in PLYWOOD
7 x 2-3/4-in	PLY234 / 3,000	PLY234CP / 250	PLYWOOD OVER GYPSUM

Type T3PB Bugle Head PHB Sheathing Screw



Type T3PB bugle head leader point screws are designed for attaching sheathing to heavy gauge metal. NanoGard exterior grade coating improves corrosion resistance.

- No. 2 & No. 3 Phillips recess
- Bugle head
- PHB Pilot point
- #3 Drill point

Coating: NanoGard

Bit: TP2 (No. 2 Phillips)
TP3 (No. 3 Phillips)

PILOT POINT Sheathing to Heavy Gauge Metal

SIZE	BULK ITEM NO./PCS	MINI PK ITEM NO./PCS	SHELF PK ITEM NO./PCS	GAUGE
8 - 10 x 1-15/16-in	T3PB01516 / 4,000	T3PB01516M / 2,000	T3PB01516S / 200	20-18 ga
10 - 16 x 2-in	T3PB102 / 3,000	T3PB102M / 1,500	T3PB102S / 150	20-16 ga
10 - 16 x 3-5/8-in	T3PB10358 / 1,000	T3PB10358M / 500	T3PB10358S	20-16 ga
12 - 14 x 3-5/8-in	T3PB12358 / 1,000	T3PB12358M / 500	T3PB12358S	18 ga-3/16-in STEEL



SIZE	SUBSTRATE	RECESS
8 - 10 x 1-15/16-in	1/4 - 3/4-in LUMBER	No. 2 PHILLIPS
10 - 16 x 2-in	3/8 - 1-in LUMBER	No. 2 PHILLIPS
10 - 16 x 3-5/8-in	5/8 - 1-3/4-in LUMBER	No. 2 PHILLIPS
12 - 14 x 3-5/8-in	5/8 - 1-3/4-in LUMBER	No. 3 PHILLIPS

Type T3PF Flat Head Winged Sheathing Screw



Type T3PF flat head winged drill point screws are designed for attaching plywood and sheathing to heavy gauge metal. NanoGard exterior grade coating improves corrosion resistance. Performance range is lumber (3/8 to 3/4") to 16-12 gauge steel.

- No. 2 Phillips recess
- Flat head
- #3 Winged drill point

Coating: NanoGard

Bit: TP2 (No. 2 Phillips)

DRILL POINT Plywood to Heavy Gauge Metal

SIZE	BULK ITEM NO./PCS	MINI PK ITEM NO./PCS	SHELF PK ITEM NO./PCS
10 - 16 x 1-5/8-in	T3PF10158 / 4,000	T3PF10158M / 1,500	T3PF10158S / 200



Type T3PW Wafer Head Winged Sheathing Screw

DRILL POINT Plywood to Heavy Gauge Metal



Type T3PW flat head winged drill point screws are designed for attaching plywood and sheathing to heavy gauge metal. Performance range is lumber (1/4 to 3/4") to 16-10 gauge steel.

- No. 2 Phillips recess
- Flat head
- #3 Winged drill point

Coating: NanoGard

Bit: ZP2 (No. 2 Phillips)

SIZE	BULK ITEM NO./PCS	MINI PK ITEM NO./PCS	SHELF PK ITEM NO./PCS
10 - 24 x 1-5/8-in	T3PW10158 / 3,000	T3PW10158M / 1,500	T3PW10158S / 150



Type T4PF Flat Head Winged Sheathing Screw

DRILL POINT Sheathing to Heavy Gauge Metal



Type T4PF flat head Tek 4 winged drill point screws are designed for attaching plywood and sheathing to heavy gauge metal. NanoGard exterior grade coating improves corrosion resistance. Performance range is lumber (1/4 to 1") to 16 gauge steel to .210 steel.

- No. 3 Phillips recess
- Flat head
- #4 Winged drill point

Coating: NanoGard™

Bit: ZP3 (No. 3 Phillips)

SIZE	BULK ITEM NO./PCS	MINI PK ITEM NO./PCS	SHELF PK ITEM NO./PCS	GAUGE
12 - 24 x 2-in	T4PF12200 / 2,000	T4PF12200M / 1,000	T4PF12200S / 100	16ga-.210 STEEL
12 - 24 x 2-1/2-in	T4PF12212 / 1,500	T4PF12212M / 750	T4PF12212S / 100	16ga-.210 STEEL
12 - 24 x 3-1/4-in	T4PF12314 / 1,000	T4PF12314M / 500	T4PF12314S / 100	16ga-.210 STEEL
14 - 20 x 2-3/4-in	T4PF14234 / 1,000	T4PF14234M / 500	T4PF14234S / 100	16ga-.250 STEEL



SIZE	SUBSTRATE
12 - 24 x 2-in	1/4 - 1-in LUMBER
12 - 24 x 2-1/2-in	1/2 - 1 1/2-in LUMBER
12 - 24 x 3-1/4-in	1/2 - 2-in LUMBER
14 - 20 x 2-3/4-in	1/2 - 1-1/2-in LUMBER

Type T5PF Flat Head Sheathing Screw

DRILL POINT Sheathing to Heavy Gauge Metal



Type T5PF flat head drill point screws are designed for attaching plywood and sheathing to heavy gauge metal. NanoGard exterior grade coating improves corrosion resistance. Performance range is lumber (1/4 to 1") to 16 gauge steel to .500 steel.

- No. 3 Phillips recess
- Flat head
- #5 Drill point

Coating: NanoGard™

Bit: ZP3 (No. 3 Phillips)

SIZE	BULK ITEM NO./PCS	MINI PK ITEM NO./PCS	SHELF PK ITEM NO./PCS	GAUGE
12 - 24 x 2-1/4-in	T5PF12214XT / 1,500	T5PF12214M / 500	T5PF12214S / 100	16 ga - .500 STEEL



WOOD TO WOOD

Type XT Flat Head Exterior Deck and Fence Screw ◆ COARSE THREAD Wood to Wood



Type XT coarse thread exterior deck screws are designed for pressure treated lumber applications. Flat head, square or star drive with countersinking ribs. Deep thread for greater holding power. Type 17 cutter point eliminates the need for pre-drilling in most cases. Scorpion Draw-Tite shank pulls both wood members together for a secure fastening job.

- Star or square recess
- Flat head
- Coarse thread
- Type 17 point
- Draw-Tite™ shank

Coating: NanoGard™

Bits: I25T20S (Star 20)
S2T25 (Star 25)
ZSQ2 (No. 2 Square)

	SIZE	BULK ITEM NO./PCS	COUNT PK ITEM NO./PCS	S-1b ITEM NO./PCS	I-1b ITEM NO./PCS
STAR 20	6 x 1-1/4-in	TXTH4PAIL / 8,000	TXTH4CP / 1,000	TXTH4FP / 1,325	TXTH4PP / 265
	6 x 1-1/2-in	TXTH2PAIL / 5,000	TXTH2CP / 500	TXTH2FP / 1,150	TXTH2PP / 230
	7 x 2-in	TXT200PAIL / 3,000	TXT200CP / 500	TXT200FP / 775	TXT200PP / 155
	8 x 2-1/4-in	TXT214PAIL / 3,000	TXT214CP / 300	TXT214FP / 575	TXT214PP / 115
	8 x 2-1/2-in	TXT212PAIL / 2,500	TXT212CP / 250	TXT212FP / 525	TXT212PP / 105
	9 x 3-in	TXT300PAIL / 2,000	TXT300CP / 250	TXT300FP / 425	TXT300PP / 85
STAR 25	10 x 3-1/2-in	TXT312PAIL / 1,000	TXT312CP / 200	TXT312FP / 275	TXT312PP / 55
	10 x 4-in	TXT400PAIL / 1,000	TXT400CP / 150	TXT400FP / 250	TXT400PP / 50
	10 x 5-in	TXT500PAIL / 1,000	TXT500CP / 100	TXT500FP / 195	
SQUARE 2	6 x 1-1/4-in	XTH4PAIL / 8,000	XTH4CP / 1,000	XTH4FP / 1,325	XTH4PP / 265
	6 x 1-1/2-in	XTH2PAIL / 5,000	XTH2CP / 500	XTH2FP / 1,150	XTH2PP / 230
	7 x 2-in	XT200PAIL / 3,500	XT200CP / 500	XT200FP / 775	XT200PP / 155
	8 x 2-1/4-in	XT214PAIL / 3,000	XT214CP / 300	XT214FP / 575	XT214PP / 115
	8 x 2-1/2-in	XT212PAIL / 2,500	XT212CP / 250	XT212FP / 525	XT212PP / 105
	9 x 3-in	XT300PAIL / 2,000	XT300CP / 250	XT300FP / 425	XT300PP / 85
	10 x 3-1/2-in	XT312PAIL / 1,000	XT312CP / 200	XT312FP / 275	XT312PP / 55
	10 x 4-in	XT400PAIL / 1,000	XT400CP / 150	XT400FP / 250	XT400PP / 50
	10 x 5-in	XT500PAIL / 1,000	XT500CP / 100	XT500FP / 195	



Type XT Trim Head Exterior Deck and Fence Screw ◆ COARSE THREAD Wood to Wood



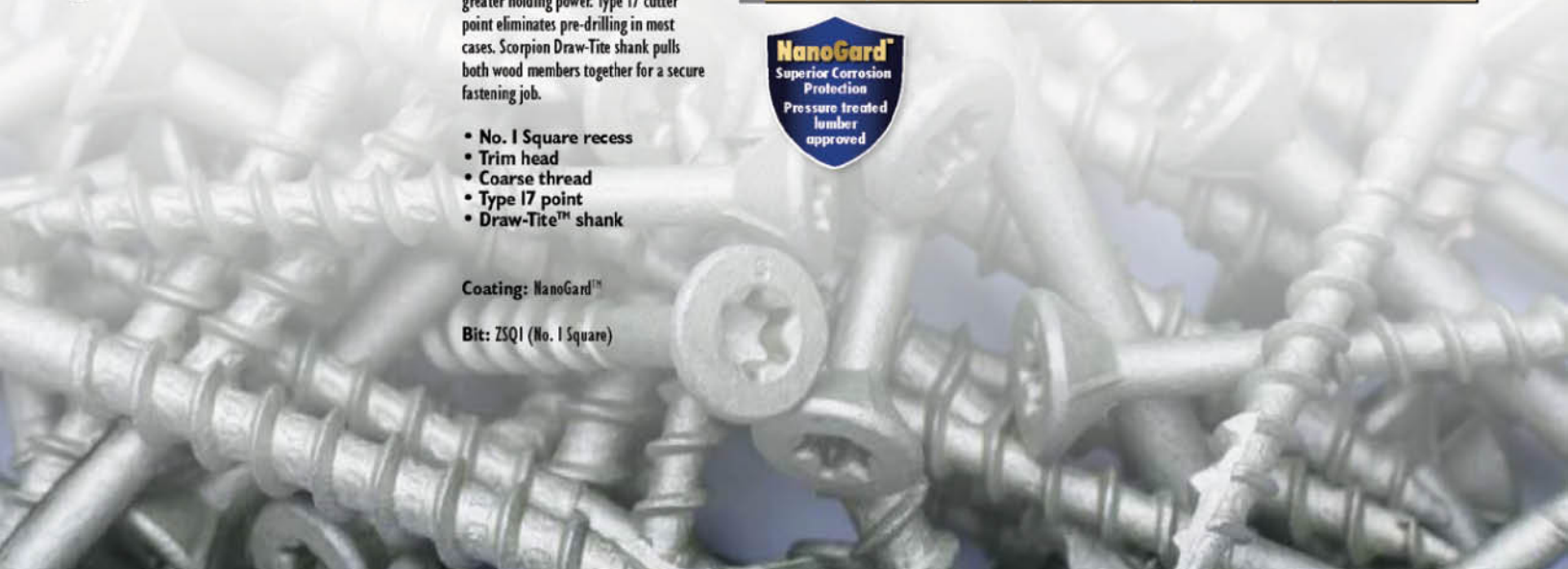
Type XT coarse thread exterior deck screws are designed for use in wood and pressure treated lumber applications. Trim Head No. 1 Square drive with countersinking ribs. Deep thread for greater holding power. Type 17 cutter point eliminates pre-drilling in most cases. Scorpion Draw-Tite shank pulls both wood members together for a secure fastening job.

- No. 1 Square recess
- Trim head
- Coarse thread
- Type 17 point
- Draw-Tite™ shank

Coating: NanoGard™

Bit: ZSQ1 (No. 1 Square)

	SIZE	BULK ITEM NO./PCS	COUNT PK ITEM NO./PCS	S-1b ITEM NO./PCS	I-1b ITEM NO./PCS
	7 x 1-5/8-in	XTTR158PAIL / 5,000	XTTR158CP / 500	XTTR158FP / 925	XTTR158PP / 185
	7 x 2-1/4-in	XTTR214PAIL / 3,000	XTTR214CP / 350	XTTR214FP / 675	XTTR214PP / 135
	8 x 3-in	XTTR300PAIL / 2,000	XTTR300CP / 250	XTTR300FP / 450	XTTR300PP / 90



STAINLESS STEEL

Type ST 305 Stainless Steel Exterior Screw ◆



STAINLESS STEEL



Type ST 305 stainless steel exterior fasteners are designed for all outdoor wood applications, eliminates staining or streaking around fastener head when used with cedar, redwood, mahoganies and wood composites. Flat Head No.2 square drive with countersinking nibs. Deep thread for greater holding power. Type 17 cutter point eliminates pre-drilling in most cases. Scorpion Draw-Tite shank pulls both wood members together for a secure fastening job.

- No. 2 square recess
- Flat head with countersinking nibs
- Type 17 cutter point
- Draw-Tite™ shank

Metal: 305 Stainless Steel

Bit: ZSQ2 (No. 2 Square)

COARSE THREAD Wood to Wood

SIZE	BULK ITEM NO./PCS	COUNT PK ITEM NO./PCS	I-16 ITEM NO./PCS
8 x 1-1/4-in	ST114 / 5,000	ST114CP / 500	ST114PP / 190
8 X 1-1/2-in	ST112 / 4,000	ST112CP / 400	ST112PP / 170
8 x 2-in	ST200 / 3,000	ST200CP / 300	ST200PP / 125
8 x 2-1/4-in	ST214 / 2,500	ST214CP / 250	ST214PP / 115
10 x 2-1/2-in	ST212 / 2,000	ST212CP / 200	ST212PP / 80
10 x 3-in	ST300 / 1,500	ST300CP / 150	ST300PP / 65
10 x 3-1/2-in	ST312 / 1,000	ST312CP / 100	ST312PP / 55
10 x 4 in	ST400 / 1,000	ST400CP / 100	ST400PP / 50



Painted Trim Head Stainless 305 Screw ◆



WHITE PAINTED HEAD



Type ST 305 stainless steel exterior fasteners are designed for all outdoor wood applications, eliminates staining or streaking around fastener head when used with cedar, redwood, mahoganies and wood composites. Trim Head No. 1 square drive with countersinking nibs. Deep thread for greater holding power. Type 17 cutter point eliminates pre-drilling in most cases. Scorpion Draw-Tite shank pulls both wood members together for a secure fastening job.

- No. 1 Square recess
- Painted trim head
- Type 17 cutter point
- Draw-Tite™ shank

Metal: 305 Stainless steel

Bit: ZSQ1 (No. 1 Square)

COARSE THREAD Wood to Wood

SIZE	BULK ITEM NO./PCS	COUNT PK ITEM NO./PCS	I-16 ITEM NO./PCS
7 x 1-5/8-in	PHTR158W / 5,000	PHTR158WCP / 500	GPHTRI58WPP / 185
7 x 2-1/4-in	PHTR214W / 3,000	PHTR214WCP / 350	GPHTR214WPP / 135



Stainless 305 Trim Head Deck and Fence Screw



Type ST 305 stainless steel exterior fasteners are designed for all outdoor wood applications, eliminates staining or streaking around fastener head when used with cedar, redwood, mahogany and wood composites. Trim head No. 1 square drive with counter-sinking ribs. Deep thread for greater holding power. Type 17 cutter point eliminates pre-drilling in most cases. Scorpion Draw-Tite shank pulls both wood members together for a secure fastening job.

- No. 1 Square recess
- Trim head
- Type 17 point
- Draw-Tite™ shank

Coating: 305 Stainless

Bit: 2SQI (No. 1 Square)

COARSE THREAD Wood to Wood

SIZE	BULK ITEM NO./PCS	COUNT PK ITEM NO./PCS	1-6 ITEM NO./PCS
7 x 1-5/8-in	STTR15B / 5,000	STTR15BCP / 500	STTR15BPP / 185
7 x 2-1/4-in	STTR214 / 3,000	STTR214CP / 350	STTR214PP / 135
8 x 3-in	STTR300 / 2,000	STTR300CP / 250	STTR300PP / 90



DRIVER ACCESSORIES

For satisfactory performance, self drilling fasteners should be driven with a 4-6 amp screwgun at 2500 RPM or less and equipped with a depth location nosepiece.



DRIVE BITS

PHILLIPS		
POINT	LENGTH	
P-2	1-in, 2-in, 3-1/2-in, 6-in	
P-2-R	1-in	
P-3	1-in, 2-in	
SQUARE		
SQ-1	1-in, 2-in	
SQ-2	1-in, 2-in	
STAR		
T-20	1-in, 2-in	
T-25	1-in, 2-in	

3-IN MAGNETIC BIT HOLDER


2-PIECE STAINLESS STEEL



2 9/16-IN MAGNETIC HEX DRIVERS



1/4-in, 5/16-in, 3/8-in



SELF DRILLING FASTENERS SELECTOR GUIDE



PERFORMANCE RANGE					
SCREW DIAMETER	POINT NUMBER	RANGE	GAUGE	MAXIMUM	
8	2	.035 - .100	14	3/32	
10	3	.110 - .175	7	3/16	
12	3	.110 - .210	5	7/32	
14	3	.110 - .210	5	7/32	
12	4	.175 - .250	2	1/4	
12	5	.250 - .500	-	1/2	

"SCORPION QUICK-PICK™"							
<ul style="list-style-type: none"> FIND YOUR APPLICATION FROM GROUP A (for example: 20 ga. to 18 ga.) USE SCREW FROM GROUP B. When approaching maximum, use next screw size up. 							
A	GAUGE OF STEEL APPLICATION	20 to 20	18 to 18	16 to 16	14 to 14	14 to 12	STRUCTURAL TO .500 (1/2") MAX
		20 to 20	18 to 16	16 to 14	14 to 12	12 to 12	
		18 to 18	18 to 16	14 to 14	-	.250 (1/4") MAX	
B	USE SCREW	#8 DIA.	#10 DIA.	#12 DIA.	#14 DIA.	#12 DIA.	#12 DIA.
		2 POINT	3 POINT	3 POINT	3 POINT	4 POINT	5 POINT

SHEET STEEL GAUGE								
GAUGE NO.	26	24	22	20	18	16	14	12
DECIMAL EQUIVALENT	.018-in	.024-in	.030-in	.036-in	.048-in	.060-in	.075-in	.105-in

Self Drilling fasteners listed are stock sizes. Specialty styles, lengths, and finishes are available.

CALL SCORPION INFO LINE 1-800-233-0461

NAILS

Type CC Rosin Coated Smooth Shank



Scorpion Drywall Nails are designed for attaching drywall to wood studs. Features include 13 ga head to create dimple in drywall and Type CC rosin coat to increase holding power in stud.

• Smooth shank

Coating: Type CC Rosin

DRYWALL NAIL Drywall to Wood

SIZE	BULK ITEM/WEIGHT	5-lb ITEM
1-1/2-in	NCCI2 / 50-lb	NCCI2FP / 5-lb
1-3/8-in	NCCI38 / 50-lb	NCCI38FP / 5-lb
2-1/2-in	NCC200 / 50-lb	NCC200FP / 5-lb

ACOUSTICAL

Acoustical Drill Point Eye Lag Screw ◆



Scorpion Self-Drilling eye lag fasteners are designed for attaching suspended ceilings hanger wire to steel (22 to 16 gauge). Features include yellow zinc dicromate, cutting thread and ratchet collar. Installation tools see #ALD14 and #TOP123 lag pole.

EYE LAG SCREW For Metal

SIZE	BULK ITEM NO./PCS.	COUNT PK ITEM NO./PCS
1/4 x 2-in	ALDP200 / 1,000	ALDP200CP / 100
1/4 x 3-1/4-in	ALDP314 / 1,000	ALDP314CP / 100

Acoustical Eye Lag Screw ◆



Scorpion Acoustical eye lags fasteners are designed for attaching suspended ceiling hanger wire to wood. Features include yellow zinc dicromate finish, type 17 point and deep thread for best performance. These sharp point screws go in with ease using the eye-lag installation tool #ALD14.

EYE LAG SCREW For Wood

SIZE	BULK ITEM NO./PCS.	COUNT PK ITEM NO./PCS
1/4 x 3-in	AL300 / 1,000	AL300CP / 100
1/4 x 4-in	AL400 / 1,000	AL400CP / 100
1/4 x 5-in	AL500 / 1,000	AL500CP / 100
1/4 x 6-in	AL600 / 1,000	AL600CP / 100
5/16 x 3-1/2-in	AL312 / 1,000	AL312CP / 100

* Large hole accepts 1/4-in pencil rod

Acoustical Pierce Point Eye Lag Screw ◆



Scorpion Pierce Point eye lag fasteners are designed for attaching suspended ceilings hanger wire to steel (22 to 20 gauge). Features include yellow zinc dicromate and ratchet collar. Installation tools see #ALD14 and #TOP123 lag pole.

EYE LAG SCREW For Steel

SIZE	BULK ITEM NO./PCS.	COUNT PK ITEM NO./PCS
1/4 x 2-3/4-in	ALSP234 / 1,000	ALSP234CP / 100
1/4 x 3-1/4-in	ALSP314 / 1,000	ALSP314CP / 100

Acoustical Eye Lag Pole ◆



Scorpion lag pole tool provides an efficient method for attaching wire to a ceiling with an eye-lag screw. Power the pole with any 3/8" or 1/2" drill. Installs eye-lag screws from ground level without the need for ladders, scaffolding, or scissor lifts. Black anodized aircraft-quality aluminum.

LAG POLE INSTALLATION TOOL

SIZE	ITEM NO.
4-ft, 8-ft, 12-ft 3 SECTION	TOP123
6-ft, 12-ft, 18-ft 3 SECTION	TOP18

Tension Pins ◆



Scorpion Tension Pins are tempered steel designed for attaching clips, hangers, furring strips, etc. to concrete blocking.

MOLDING NAILS

SIZE	BULK ITEM NO./WT.	5-lb ITEM NO./WT.
1-1/8-in	ATP / 50-lb	ATPPP / 5-lb

Wedge Anchor ◆



Scorpion Tie-Wire Wedge Anchors are designed for attaching suspended ceiling wire to concrete ceilings. Features include 302 stainless steel expansion clip, carbon steel roll formed body, and 5/16 hole.

ACOUSTICAL TIE WIRE WEDGE ANCHOR

SIZE	BULK ITEM NO./PCS.	COUNT PK ITEM NO./PCS
1/4 x 2-3/16-in	ATWM / 1,000	ATWCP / 100



SpringShot™ ◆



The patented SpringShot™ Acoustical Toggle is widely popular with the trades because of its ease of installation. Designers have recognized the SpringShot Acoustical toggle's features as a significant advancement to traditional overhead fastening toggle bolts rendering the old fashion toggles obsolete. The SpringShot's self-centering washer is a vast improvement over old style acoustical toggles, making correct installation effortless.

Self tightening & self-seating
One size fits all applications
Helps eliminate migrating sounds
Will not loosen under vibration
Project designer preferred

ACOUSTICAL TOGGLE BOLT

SIZE	BULK ITEM NO./PCS.
1/4 x 5-in	SFAST / 100

The patented spring action provides continuous pressure keeping the toggle fixed and secure, and won't loosen over time even with vibration.

Scorpion 2 Hole Angle Brackets ◆



Scorpion 2 hole Angle Brackets are designed for attaching suspended ceiling wire or wire chain drops from wood, steel, or concrete.

ACOUSTICAL ANGLE BRACKETS

SIZE	BULK ITEM NO./PCS.	COUNT PK ITEM NO./PCS
3/16 x 5/16-in HOLES	AZH / 1000	A2HCP / 100

Acoustical Pre-Tie Hanger Wire ◆



Pre-tied 12ga. galvanized wire with 1" clip and pin assembly.

100 per bundle

CLIP AND PIN

SIZE	ITEM NO./BUNDLE PCS.	DESCRIPTION
4-ft x 12 ga	DHW1204PI00 / 100	RAMSET SDC100 1-in CLIP AND PIN
6-ft x 12 ga	DHW1206PI00 / 100	RAMSET SDC100 1-in CLIP AND PIN
8-ft x 12 ga	DHW1208PI00 / 100	RAMSET SDC100 1-in CLIP AND PIN
12-ft x 12 ga	DHW1212PI00 / 100	RAMSET SDC100 1-in CLIP AND PIN
12-ft x 12 ga	DHW1212 / 100	STRAIGHT WIRE

* Other sizes available upon request

Acoustical Fence Staples Galvanized ◆



Scorpion Fence Staples are designed for attaching suspended ceiling wall angle to wood or gypsum.

FENCE STAPLES

SIZE	BULK ITEM NO./WT.	5-lb ITEM NO./WT.
9 x 1-1/2-in	GFS150 / 50-lb	AFS112FP / 5-lb
9 x 1-3/4-in	GFS175 / 50-lb	AFS134FP / 5-lb

Rivet ◆



Scorpion grid match rivets are designed for suspended ceiling grid installations. #42 White

- 1/8-in Diameter
- 1/8-in Grip Range
- White

POP RIVETS For Assembling Ceiling Grid

SIZE	BULK ITEM NO./APPROX. PCS.	COUNT PK ITEM NO./PCS
1/8-in dia	ARW4210M / 10,000	ARWH42CP / 1,000

Scorpion acoustical products technical data and specifications can be found on the Scorpion web site:
www.scorpionscrews.com/technicaldata.aspx

FRAMING COLLARS

E-Z COLUMN Framing Collar

Framing support columns has never been easier

Quickly frame round support columns for finishing with drywall, paneling, etc.

E-Z Column Framing Collars are a hinged one piece construction for fast, easy framing around round columns. Collars fit both standard 3" and 3-1/2" steel columns. Use our blue collar for 4" supports.

E-Z as:

1. Determine column width
2. Install E-Z Column
3. Secure E-Z Column
4. Final adjustment

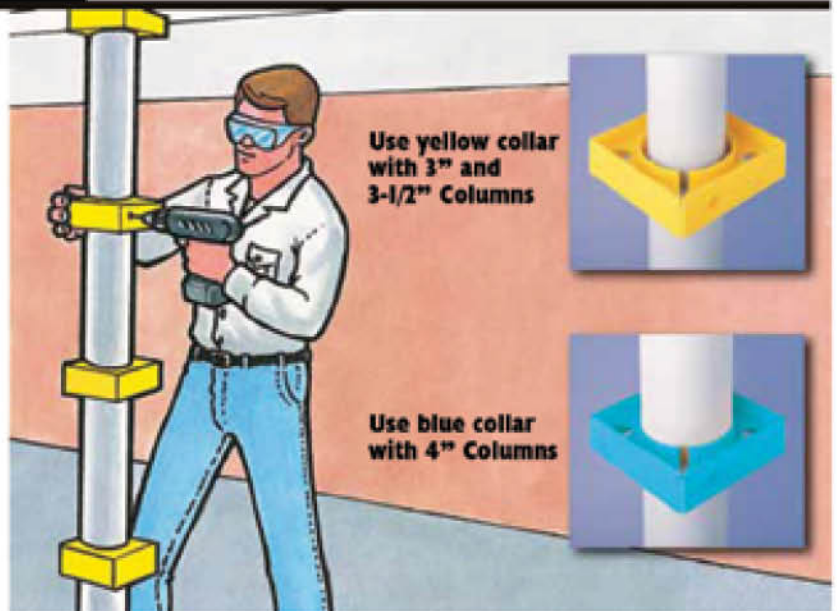


Fig. 1



Fig. 2




Fig. 3



Fig. 4

ALSO AVAILABLE THROUGH SCORPION

Mesh Tape	Chop Saw Blade	Particulate Masks	Sanding Sponges	Dump Bins

NO-COAT. Structural Laminate Drywall Corner System

Ramset
www.ramset.com

NITROSET
www.nitroset.com

DEWALT

GRABBER
CONSTRUCTION PRODUCTS
"The Professional's Choice"

COATINGS AND FINISHES

Black/Gray Phosphate Salt spray results ASTM B117 24 hours, no red rust
Recommended for interior applications

Clear Zinc Salt spray results ASTM B117 24 hours, no red rust
Recommended for interior applications and exterior applications where the fastener will be encapsulated, i.e. the attachment of lathing prior to the application of stucco.

Yellow Zinc Salt spray results ASTM B117 48 hours, no red rust
Recommended for interior applications and exterior applications where the fastener will be encapsulated, i.e. the attachment of lathing prior to the application of stucco.



Salt spray results ASTM B117 1000 hours, 15 cycles Kesternich per DIN 50018, no red rust

GrabberGard® metal finish is a high-grade proprietary metal surface processing technology that prevents corrosion. It is a duplex coating constituting a zinc substrate and organic polymer topcoat. The distinguishing feature of GrabberGard® is the joining and encapsulation the substrate with the fused organic surface coating. These layers are bonded together through thermal fusion, and this unique method of combining layers results in a combination of the coating films. GrabberGard® treatment does not attribute its anti-corrosion properties to any single material, but the synergy of these two layers, which when combined has superb corrosion resistant qualities. Suitable for use in non coastal areas with all pressure treated lumbars including ACQ.



305 Stainless Steel Non-Coastal Grade

305 stainless steel is a nickel chromium austenitic grade of stainless steel and is inherently non-magnetic. This material is not hardened by heat treatment and provides very good corrosion protection. Higher carbon content than the 304 series increases strength. Suitable for exterior grade that is not in coastal areas when used in conjunction with treated or untreated wood, including ACQ.



Mechanical Galvanized

Scorpion's Mechanical Galvanized screws are treated to meet or exceed the criterion outlined in ASTM B695 - 04(2009) standard specification coatings of zinc mechanically deposited on steel are Class 55, with a minimum thickness of 53 um, and are considered equivalent to ASTM A153 / A153M - 09 Hot Dipped Galvanized products. This cold-weld process is used to apply zinc coating without the introduction of hydrogen to the steel hardware for advanced corrosion protection, ductility and SST performance.



Salt spray results ASTM B117 1000 hours, 15 cycles Kesternich per DIN 50018, no red rust

Grabber's NanoGard™ product is an innovative nano scale surface treatment technology providing, high quality and extreme corrosion resistance properties. Suitable for use in non coastal areas with all pressure treated lumbars including ACQ.

